

# SUZUKI

ES

|  |     |   |     |   |     |
|--|-----|---|-----|---|-----|
| GUÍA MANTENIMIENTO COLAS Y Y KITS                              | 439 | CLIP  | 466 | JUNTA TAPA DE TERMOSTATO                            | 488 |
| <b>SISTEMA DE ALIMENTACIÓN Y FILTRACIÓN</b>                    | 442 | CONECTORES CABLES                           | 466 | <b>PISTONES</b>                                     | 492 |
| <b>ACEITE</b>  | 450 | DIRECCIÓN HIDRÁULICA                        | 467 | KIT DE PISTONES                                     | 492 |
| <b>BOMBA DE COMBUSTIBLE EN LÍNEA</b>                           | 442 | PLACA CERRADURA SELECTOR                    | 466 | RETENES DE ACEITE                                   | 488 |
| ABRAZADERA PARA MANGUERA                                       | 443 | <b>INTERRUPTORES PARA MANDOS</b>            | 465 | JUNTAS TAPÓN DRENAJE                                | 490 |
| ADAPTADOR LÍNEA DE COMBUSTIBLE                                 | 443 | INTERRUPTOR PANEL COMPLETO O DOBLE ESTACIÓN | 465 | <b>SISTEMA DE ESCAPE Y ADMISIÓN</b>                 | 493 |
| BOMBA DE COMBUSTIBLE   | 442 | INTERRUPTOR PANEL SIMPLE                    | 465 | <b>SISTEMA DE ADMISIÓN 4 TIEMPOS</b>                | 494 |
| LÍNEA DE COMBUSTIBLE   | 442 | <b>MANDOS DE CONTROL</b>                    | 464 | JUNTAS DE COLECTOR                                  | 494 |
| MANGUERA DE COMBUSTIBLE  | 442 | INTERRUPTORES DE TRIM PARA MANDOS           | 464 | JUNTAS TAPA DE ESCAPE                               | 494 |
| MUELLE TUBO COMBUSTIBLE  | 443 | MANDO LATERAL                               | 464 | <b>SISTEMA DE ESCAPE 4 TIEMPOS</b>                  | 493 |
| <b>BOMBA DE COMBUSTIBLE</b>                                    | 450 | MANDO PARA CONSOLA                          | 465 | JUNTAS CARTER                                       | 493 |
| BOMBA DE COMBUSTIBLE ALTA PRESIÓN                              | 451 | <b>SISTEMA DE REFRIGERACIÓN</b>             | 468 | JUNTAS DE COLECTOR                                  | 493 |
| BOMBA DE COMBUSTIBLE ELÉCTRICA                                 | 450 | <b>ÁNODOS</b>                               | 476 | JUNTAS MÚLTIPLE DE ESCAPE                           | 493 |
| BOMBA DE COMBUSTIBLE MECÁNICA                                  | 450 | ÁNODO CANADA METAL                          | 476 | <b>SISTEMA DE ESCAPE 2 TIEMPOS</b>                  | 495 |
| JUNTAS VST   | 451 | ÁNODO TECNOSSEAL                            | 478 | JUNTAS DE ESCAPE                                    | 495 |
| KITS MEMBRANAS Y JUNTAS  | 451 | KITS DE ÁNODOS CANADA METAL                 | 476 | JUNTAS TAPA DE ESCAPE                               | 495 |
| <b>CARBURADOR</b>  | 453 | TORNILLO INOX                               | 479 | JUNTAS TUBO DE ESCAPE                               | 495 |
| BOYAS  | 453 | JUNTAS TAPA DEL ÁNODO                       | 479 | <b>UNIDADES DE TRANSMISIÓN</b>                      | 496 |
| CARBURADOR COMPLETO  | 453 | JUNTAS TÓRICA                               | 479 | <b>DESPIECE COLAS 4 TIEMPOS</b>                     | 496 |
| KITS CARBURADORES  | 453 | <b>BOMBA DE AGUA</b>                        | 471 | DF4 • DF5 • DF6                                     | 496 |
| <b>COMPONENTES TANQUE Y CONECTORES</b>                         | 443 | CASQUILLO INOX                              | 472 | DF8 • DF9.9 • DF15 • DF20                           | 498 |
| CONECTOR DE DEPÓSITO   | 443 | CUERPO BOMBA DE AGUA                        | 471 | DF20 • DF25   | 504 |
| PASAMAMPAROS   | 444 | GUÍA KITS BOMBA DE AGUA                     | 476 | DF30  | 506 |
| <b>FILTRO DE ACEITE</b>  | 449 | JUNTAS BOMBA                                | 473 | DF40 • DF50   | 508 |
| GUÍA FILTROS DE ACEITE   | 449 | JUNTAS BASE DE BOMBA                        | 472 | DF60  | 510 |
| JUNTA TAPÓN DE CÁRTER  | 449 | JUNTAS TÓRICA BOMBA DE AGUA                 | 472 | DF70  | 512 |
| <b>FILTRO DE COMBUSTIBLE Y ELEMENTOS</b>                       | 445 | KITS DE REPARACIÓN BOMBA DE AGUA            | 474 | DF80 • DF90 • DF100                                 | 513 |
| BRACKET  | 445 | TAPA DE LA BOMBA                            | 472 | DF115 • DF140                                       | 514 |
| FILTRO DECANTADOR DE COMBUSTIBLE COMPLETO CON VASO TRASPARENTE | 445 | <b>IMPULSORES</b>                           | 469 | DF150 • DF175 • DF200 • DF225 • DF250               | 517 |
| FILTRO COMBUSTIBLE ALTA PRESIÓN                                | 448 | CHAVETA                                     | 470 | DF300   | 519 |
| FILTRO DECANTADOR DE GASOLINA                                  | 446 | GUÍA IMPULSORES                             | 469 | <b>COMPONENTES DE COLA</b>                          | 519 |
| FILTRO COMBUSTIBLE MONTAJE EN LÍNEA                            | 447 | TAPA DEL IMPULSOR                           | 471 | ARO TÓRICO DEL DIÁBOLO                              | 521 |
| FILTRO COMBUSTIBLE SEPARADOR AGUA                              | 445 | <b>TERMOSTATO</b>                           | 468 | ARO TÓRICO VARILLA DE CAMBIO                        | 520 |
| LLAVES PARA FILTRO   | 447 | TAPÓN DE AGUA                               | 469 | DIÁBOLO   | 521 |
| RACOR DE LATÓN   | 447 | TERMOSTATO                                  | 468 | FUELLES VARILLA DE CAMBIO                           | 520 |
| <b>INYECTORES</b>  | 452 | <b>PARTES DEL MOTOR</b>                     | 480 | GUÍA KITS DE JUNTAS                                 | 520 |
| GUÍA INYECTORES Y SENSORES                                     | 452 | <b>ÁRBOL DE LEVAS</b>                       | 483 | KITS JUNTAS Y RETENES                               | 519 |
| <b>SISTEMA ELÉCTRICO</b>                                       | 454 | CIGÜEÑAL                                    | 490 | TORNILLOS Y JUNTAS DE DRENAJE                       | 521 |
| <b>BOBINAS</b>   | 455 | ARANDELAS DE BIELA                          | 491 | TUBO DRENAJE BOMBA DE AGUA                          | 521 |
| REGULADOR-BOBINA   | 455 | BIELAS                                      | 491 | TUERCA VARILLA DE CAMBIO                            | 520 |
| <b>BUJÍAS</b>  | 455 | PARTES CIGÜEÑAL                             | 490 | <b>SELECTOR</b>                                     | 522 |
| CDI Y CAJAS NEGRAS   | 460 | RODAMIENTOS                                 | 490 | EXTREMO PARA SELECTOR                               | 523 |
| <b>DESCONECTORES DE SEGURIDAD</b>                              | 460 | RODAMIENTOS DE BIELA                        | 491 | MUELLE APRA SELECTOR                                | 522 |
| KITS   | 461 | <b>DESPIECE MOTOR DE 4 TIEMPOS</b>          | 481 | PASADOR PARA SELECTOR                               | 522 |
| <b>LLAVES DE ARRANQUE</b>                                      | 458 | DF40 • DF50                                 | 481 | PIN   | 522 |
| <b>MOTORES DE ARRANQUE</b>                                     | 457 | DF70 • DF80 • DF90 • DF100                  | 482 | VARILLA PARA SELECTOR                               | 523 |
| SOLENOIDE PARA MOTOR DE ARRANQUE                               | 458 | <b>DESPIECE MOTOR DE 2 TIEMPOS</b>          | 480 | <b>RODAMIENTOS</b>                                  | 523 |
| <b>REGULADORES Y RECTIFICADORES</b>                            | 458 | DT40 • DTW                                  | 480 | ARANDELA / GRUOSOS                                  | 526 |
| GUÍA REGULADORES Y RECTIFICADORES                              | 459 | <b>GUÍA CORREAS DE DISTRIBUCIÓN</b>         | 492 | BOMBA DE ACEITE                                     | 523 |
| <b>RELÉ</b>  | 460 | <b>JUNTAS DE MOTOR 4 TIEMPOS</b>            | 483 | BOMBA DE AGUA                                       | 523 |
| RELÉ EMC   | 460 | GUÍA JUNTAS DE CULATA                       | 484 | CIRCLIP BOMBA AGUA                                  | 524 |
| <b>SENSORES</b>  | 454 | JUNTAS BASE ACEITE                          | 485 | DIÁBOLO   | 524 |
| SENSOR CMP   | 454 | JUNTAS BASE DE MOTOR                        | 484 | EJE TRANSMISIÓN INFERIOR                            | 524 |
| SENSOR IAC   | 454 | JUNTAS BASE RETÉN                           | 485 | EJE TRANSMISIÓN SUPERIOR                            | 524 |
| SENSOR MAP   | 454 | JUNTAS CUERPO DE MARIPOSA                   | 485 | PIÑÓN DE ATAQUE                                     | 525 |
| <b>TRIM, TILT &amp; POWER TRIM</b>                             | 461 | JUNTAS DE ACEITE                            | 485 | PIÑÓN MARCHA ATRÁS                                  | 526 |
| EXTRACTOR TAPONES DE TRIM                                      | 463 | JUNTAS DE CULATA                            | 483 | PIÑÓN MARCHA AVANTE                                 | 525 |
| INSTALACIÓN ELÉCTRICA  | 461 | JUNTAS TAPA CADENA                          | 485 | <b>SISTEMA DE PROPULSIÓN</b>                        | 527 |
| POWER TRIM COMPLETO  | 462 | JUNTAS RETÉN SUPERIOR                       | 486 | <b>HÉLICES ALUMINIO E INOXIDABLE DE 3 Y 4 PALAS</b> | 527 |
| SENSORES DE TRIM   | 463 | JUNTAS TAPA DE BALANCINES                   | 486 | GUÍA HÉLICES CON NÚCLEO INTEGRADO                   | 528 |
| TAPONES DE TRIM  | 463 | JUNTAS TAPA DE FILTRO                       | 485 | GUÍA PIEZAS DE COLA                                 | 531 |
| TRIM COMPLETO  | 461 | JUNTAS TAPA DE TERMOSTATO                   | 486 | HÉLICES PARA NÚCLEO INTERCAMBIABLE                  | 530 |
| <b>SISTEMA DE GOBIERNO</b>                                     | 464 | JUNTAS TAPA SILENBLOCK                      | 486 | KIT CIERRE DE HÉLICE                                | 531 |
| <b>ARNÉS</b>   | 466 | JUNTAS VALVULA DE PRESIÓN                   | 486 | NÚCLEO INTERCAMBIABLE                               | 529 |
| EXTENSIÓN ARNÉS SISTEMAS ANALÓGICOS                            | 466 | KIT JUNTAS DE CULATA                        | 484 | PASADOR DE HÉLICE                                   | 532 |
| <b>COMPONENTES</b>   | 466 | <b>JUNTAS DE MOTOR 2 TIEMPOS</b>            | 487 | PASADOR DE LA TUERCA DE HÉLICE                      | 532 |
| CABLES DE ACELERADOR   | 467 | GUÍA JUNTAS DE CULATA                       | 487 | SEPARADOR DE HÉLICE                                 | 532 |
| CABLES DE CONTROL  | 467 | JUNTAS BASE DE ACEITE                       | 488 | TUERCA DE HÉLICE                                    | 532 |
| CASQUILLO BASCULANTE   | 466 | JUNTAS DE CULATA                            | 487 | REF --> RO  | 533 |
|  |     | JUNTAS DE CULATÍN                           | 488 | RO --> REF  | 538 |

SUZUKI

RECAMBIOS MARINOS

|  |     |                                     |     |  |     |
|--|-----|-------------------------------------|-----|--|-----|
| <b>DRIVES MAINTENANCE GUIDE &amp; KITS</b>   | 439 | <b>ENGINE CONTROLS</b>              | 464 | GASKET, EXHAUST TUBE                                 | 495 |
| <b>FUEL &amp; FILTRATION SYSTEM</b>          | 442 | CONSOLE CONTROL                     | 465 | <b>INTAKE SYSTEM 4 STROKES</b>                       | 494 |
| <b>CARBURATOR</b>                            | 453 | SIDE CONTROL                        | 464 | GASKETS, COLLECTOR                                   | 494 |
| CARBURETOR KITS                              | 453 | TRIM SWITCH                         | 464 | GASKETS, EXHAUST COVER                               | 494 |
| FLOATS                                       | 453 | <b>SWITCHES FOR ENGINE CONTROLS</b> | 465 | <b>UNIT DRIVES &amp; COMPONENTS</b>                  | 496 |
| FULL CARBURATOR                              | 453 | PANEL TWIN STATION                  | 465 | <b>BEARING</b>                                       | 523 |
| <b>FUEL FILTERS AND ELEMENTS</b>             | 445 | SWITCH                              | 465 | CLIP   | 524 |
| BRACKET                                      | 445 | <b>COOLING SYSTEM</b>               | 468 | DIABOLO  | 524 |
| COMPLET FUEL FILTER                          | 446 | <b>ANODES</b>                       | 476 | INITIATIVE GEAR                                      | 525 |
| COMPLET FUEL FILTER WITH TRANSPARENT BOWL    | 445 | ANODES CANADA METAL                 | 476 | LOWER, DRIVE SHAFT                                   | 524 |
| FILTER KEY                                   | 447 | ANODES KIT                          | 477 | OIL PUMP   | 523 |
| HIGH PRESSURE FUEL FILTER                    | 448 | ANODES TECNOSEAL                    | 478 | POSITIVE GEAR  | 525 |
| IN-LINE FUEL FILTER                          | 447 | GASKET, ANODE COVER                 | 479 | REVERSE GEAR   | 526 |
| RACORS                                       | 447 | O-RING                              | 479 | UPPER, DRIVE SHAFT                                   | 524 |
| WATER SEPARATING FUEL FILTER                 | 445 | SS SCREW                            | 479 | WASHER / SHIM  | 526 |
| <b>FUEL PUMP</b>                             | 450 | <b>IMPELLERS</b>                    | 469 | WATER PUMP   | 523 |
| DIAPHRAGMS & GASKETS                         | 451 | IMPELLERS GUIDE                     | 469 | <b>CLUTCH DOGS</b>                                   | 522 |
| FUEL PUMP ELECTRIC                           | 450 | IMPELLER PLATE                      | 471 | ARM, CLUTCH  | 523 |
| FUEL PUMP, HIGH PRESSURE                     | 451 | KEY                                 | 470 | CLUTCH DOGS  | 522 |
| FUEL PUMP MECHANICAL                         | 450 | <b>THERMOSTAT</b>                   | 468 | CLUTCH PIN   | 522 |
| VST GASKETS                                  | 451 | WATER FLUSH PLUG                    | 469 | PIN  | 522 |
| <b>FUEL PUMP IN LINE</b>                     | 442 | <b>WATER PUMP</b>                   | 471 | ROD PUSH   | 523 |
| CLAMP SMALL                                  | 443 | COVER                               | 472 | SPRING CLUTCH  | 522 |
| COUPLER                                      | 443 | GASKET                              | 473 | <b>DRIVE COMPONENTS</b>                              | 519 |
| FUEL HOSE                                    | 442 | GASKET BASE                         | 472 | DIABOLO, O-RING                                      | 521 |
| FUEL LINE ASSEMBLY                           | 442 | GUIDE, SERVICE KIT                  | 476 | DRAIN EATER TUBE                                     | 521 |
| FUEL PUMP                                    | 442 | HOUSING                             | 471 | DRAIN, SCREW AND GASKETS                             | 521 |
| SPRING, FUEL PIPE                            | 443 | INSERT CUP                          | 473 | GUIDE OF GASKETS KITS                                | 520 |
| <b>FUEL TANK COMPONENTS &amp; CONNECTORS</b> | 443 | O-RING                              | 472 | SEAL KITS  | 519 |
| TANK CONNECTOR                               | 443 | SERVICE KIT                         | 474 | SHIFT, BELOW   | 520 |
| THRU HULL                                    | 444 | <b>ENGINE PARTS</b>                 | 480 | SHIFT, O-RING  | 520 |
| <b>INJEKTOR</b>                              | 452 | <b>CAMSHAFT</b>                     | 483 | TURNBUCKLE, CLUTCH ROD                               | 520 |
| GUIDE INJECTORS & SENDERS                    | 452 | <b>CRANKSHAFT</b>                   | 490 | <b>GEAR CASE PARTS 4 STROKES</b>                     | 496 |
| <b>OIL</b>                                   | 450 | CRANKSHAFT BEARINGS                 | 490 | DF4 • DF5 • DF6                                      | 496 |
| <b>OIL FILTER</b>                            | 449 | CRANKSHAFT PARTS                    | 490 | DF8 • DF9,9 • DF15 • DF20                            | 498 |
| OIL DRAIN PLUG GASKET                        | 449 | CONNECTING ROD                      | 491 | DF20 • DF25  | 504 |
| OIL FILTER GUIDE                             | 449 | CONNECTING ROD, BEARINGS            | 491 | DF30   | 506 |
| <b>ELECTRIC SYSTEM</b>                       | 454 | CONNECTING ROD, THRUST WASHER       | 491 | DF40 • DF50  | 508 |
| <b>CDI &amp; POWER PACK</b>                  | 460 | <b>ENGINE GASKETS 4 STROKES</b>     | 483 | DF60   | 510 |
| <b>COILS</b>                                 | 455 | GASKET                              | 484 | DF70   | 512 |
| COIL   | 455 | GASKET, CYLINDER COVER              | 486 | DF80 • DF90 • DF100                                  | 513 |
| REGULATOR-COIL                               | 455 | GASKET, CYLINDER HEAD               | 483 | DF115 • DF140  | 514 |
| <b>CUT OFF SWITCHES</b>                      | 460 | GASKET, FILTER COVER                | 485 | DF150 • DF175 • DF200 • DF225 • DF250                | 517 |
| KIT  | 461 | GASKET KIT, CYLINDER HEAD           | 484 | DF300  | 518 |
| <b>IGNITION STARTER SWITCH</b>               | 458 | GASKET, MOUNT OIL SEAL COVER        | 485 | <b>PROPULSION SYSTEM</b>                             | 527 |
| <b>REGULATOR AND RECTIFIERS</b>              | 458 | GASKET, OIL GALLERY                 | 485 | <b>3 &amp; 4 BLADE ALUMINIUM &amp; SS PROPELLERS</b> | 527 |
| REGULATORS AND RECTIFIERS GUIDE              | 459 | GASKET, PRESSURE VALVE              | 486 | COTTER PIN   | 532 |
| <b>RELAY</b>                                 | 460 | GASKET, SILEMBLOCK COVER            | 486 | INTERCHANGEABLE HUB                                  | 529 |
| <b>SENSORS</b>                               | 454 | GASKET, THERMOSTAT COVER            | 486 | PROPELLERS APPLICATION WITH RUBBER HUB               | 528 |
| SENSOR, CMP                                  | 454 | GASKET, THROTTLE BODY               | 485 | PROPELLERS FOR INTERCHANGEABLE HUB                   | 530 |
| SENSOR, IAC                                  | 454 | GASKET, TIMING CHAIN GUIDE BASE     | 485 | PROPELLER PIN  | 532 |
| SENSOR, MAP                                  | 454 | GASKET, UNDER OIL                   | 485 | PROPELLER NUT  | 532 |
| <b>SPARK</b>                                 | 455 | GASKET, UPPER SEAL                  | 486 | PROPELLER NUT KIT                                    | 531 |
| <b>STARTERS</b>                              | 457 | <b>ENGINE GASKET 2 STROKES</b>      | 487 | PROPELLER WASHER                                     | 532 |
| SOLENOID FOR STARTER                         | 458 | CYLINDER HEAD GASKET                | 487 | STERN DRIVE COMPONENTS, APPLICATION                  | 531 |
| STARTERS                                     | 457 | CYLINDER HEAD GASKET GUIDA          | 487 | REF --> OEM  | 533 |
| <b>TRIM, TILT &amp; POWER TRIM</b>           | 461 | GASKET, HEAD COVER                  | 488 | OEM --> REF  | 538 |
| COMPLETE POWER TRIM ASSEMBLY                 | 462 | GASKET, THERMOSTAT COVER            | 488 |  |     |
| COMPLETE TRIM ASSEMBLY                       | 461 | GASKET, UNDER OIL                   | 488 |  |     |
| TRIM CAP                                     | 463 | <b>ENGINE PARTS 2 STROKES</b>       | 480 |  |     |
| TRIM PLUGS EXTRACTOR                         | 463 | DT40 • DTW                          | 480 |  |     |
| TRIM SENSORS                                 | 463 | <b>ENGINE PARTS 4 STROKES</b>       | 481 |  |     |
| WIRING HARNESS                               | 461 | DF40 • DF50                         | 481 |  |     |
| <b>STEERING SYSTEM</b>                       | 464 | DF70 • DF80 • DF90 • DF100          | 482 |  |     |
| <b>ARNES</b>                                 | 466 | <b>GUIDE TIMING BELT</b>            | 492 |  |     |
| ARNES EXTENSION ANALOGIC SYSTEM              | 466 | <b>PISTONS</b>                      | 492 |  |     |
| <b>COMPONENTS</b>                            | 466 | PISTON KITS                         | 492 |  |     |
| BLOCK CONTROL HANDLE                         | 466 | <b>OIL SEALS</b>                    | 488 |  |     |
| BUSH SWIVEL                                  | 466 | OIL SEALS                           | 488 |  |     |
| CABLE CONNECTOR                              | 466 | O-RING DRAIN CAP                    | 490 |  |     |
| CLIP   | 466 | <b>EXHAUST &amp; INTAKE SYSTEM</b>  | 493 |  |     |
| CONTROL CABLES                               | 467 | <b>EXHAUST SYSTEM 4 STROKES</b>     | 493 |  |     |
| HYDRAULIC STEERING                           | 467 | GASKET, COLLECTOR                   | 493 |  |     |
| THROTTLE THROTTLE                            | 467 | OIL PAN, GASKET                     | 493 |  |     |
|  |     | MULTI-EXHAUST GASKET                | 493 |  |     |
|  |     | <b>EXHAUST SYSTEM 2 STROKES</b>     | 495 |  |     |
|  |     | GASKET, EXHAUST                     | 495 |  |     |
|  |     | GASKET, EXHAUST COVER               | 495 |  |     |



|  |     |                                       |     |  |     |
|--|-----|---------------------------------------|-----|--|-----|
| <b>GUIDA MANUTENZIONE E KIT</b>                                  | 439 | CAVO CONNETTORE                       | 466 | <b>SISTEMA DI SCARICO E ASPIRAZIONE</b>      | 493 |
| <b>SISTEMA DI ALIMENTAZIONE E FILTRAZIONE</b>                    | 442 | CLIP                                  | 466 | <b>SISTEMA ASPIRAZIONE 4 TEMPI</b>           | 494 |
| <b>CARBURATORE</b>   | 453 | PLACCA SERRATURA SELETORE             | 466 | GUARNIZIONE COLLETORE                        | 494 |
| CARBURATORE COMPLETO   | 453 | TAPO GIREVOLE                         | 466 | GUARNIZIONE COPERCHIO SCARICO                | 494 |
| GALLEGGIANTE   | 453 | TIMONERIA IDRAULICA                   | 467 | <b>SISTEMA SCARICO 4 TEMPI</b>               | 493 |
| KIT CARBURATORI  | 453 | <b>INTERRUTTORI PER CONTROLLO</b>     | 465 | GUARNIZIONE CARTER                           | 493 |
| <b>COMPONENTI SERBATOIO E CONNETTORI</b>                         | 443 | INTERRUTTORE PANNELLO SINGOLO         | 465 | GUARNIZIONE COLLETORE                        | 493 |
| ATTACCO SERBATOIO  | 443 | PANNELLO DOPPIA STAZIONE              | 465 | GUARNIZIONE SCARICO MULTIPLO                 | 493 |
| PASSASCAFO   | 444 | <b>SISTEMA DI RAFFREDDAMENTO</b>      | 468 | <b>SISTEMA SCARICO 2 TEMPI</b>               | 495 |
| <b>FILTRI BENZINA E RACCORDI</b>                                 | 445 | <b>ANODI</b>                          | 476 | GUARNIZIONE COPERTURA SCARICO                | 495 |
| CHIAVE DA FILTRO   | 447 | ANODI CANADA METAL                    | 476 | GUARNIZIONE SCARICO                          | 495 |
| FILTRO BENZINA ALTA PRESSIONE                                    | 448 | ANODI TECNOSEAL                       | 478 | GUARNIZIONE TUBO SCARICO                     | 495 |
| FILTRO BENZINA PER MONTARE IN LINEA                              | 447 | KIT ANODI                             | 477 | <b>UNITÀ DI TRASMISSIONE</b>                 | 496 |
| FILTRO DECANTATORE BENZINA                                       | 446 | GUARNIZIONE COPERCHIO ANODO           | 479 | <b>COMPONENTI PIEDI</b>                      | 519 |
| FILTRO DI DECANTAZIONE BENZINA COMPLETO CON VASCETTA TRASPARENTE | 445 | O-RING                                | 479 | DADO ASTA CAMBIO                             | 520 |
| FILTRO SEPARATORE ACQUA-BENZINA                                  | 445 | VITE INOS                             | 479 | DIABOLO                                      | 521 |
| RACCORDI   | 447 | <b>GIRANTE</b>                        | 469 | GUIDA KIT GUARNIZIONE                        | 520 |
| SUPPORTO   | 445 | CHIAVETTA                             | 470 | KIT GUARNIZIONE E TENUTE                     | 519 |
| <b>FILTRO OLIO</b>   | 449 | COPERCHIO GIRANTE                     | 471 | MANICOTTO MARCE                              | 520 |
| GUIDA FILTRO OLIO  | 449 | GUIDA GIRANTE                         | 469 | O-RING DIAVOLO                               | 521 |
| GUARNIZIONE, TAPO COPPA L'OLIO                                   | 449 | <b>POMPA ACQUA</b>                    | 471 | O-RING MARCE                                 | 520 |
| <b>INIETTORE</b>   | 452 | GHIERA INOX                           | 473 | TUBO DRENAGGIO ACQUA                         | 521 |
| INIETTORE  | 452 | GUIDA KIT POMPA ACQUA                 | 476 | VITI E GUARNIZIONE DRENAGGIO                 | 521 |
| GUIDA INIETTORI E SENSORI  | 452 | COPERCHIO POMPA                       | 472 | <b>CUSCINETTO</b>                            | 523 |
| <b>OLIO</b>  | 450 | CORPO, POMPA ACQUA                    | 471 | DIAVOLO                                      | 524 |
| <b>POMPA BENZINA</b>   | 450 | GUARNIZIONE BASE POMPA                | 472 | CERCLIP                                      | 524 |
| ADATTATORE   | 443 | GUARNIZIONE POMPA                     | 472 | INFERIORE, ALBERO DI TRASMISSIONE            | 524 |
| FASCETTE   | 443 | KIT RICAMBI POMPA ACQUA               | 474 | PIGNONE ATTACCO                              | 525 |
| GUARNIZIONE VST  | 451 | <b>TERMOSTATO</b>                     | 468 | PIGNONE MARCIA AVANTI                        | 525 |
| MEMBRANA E GUARNIZIONI   | 451 | TAPPO ACQUA                           | 469 | PIGNONE MARCIA INDIETRO                      | 526 |
| POMPA BENZINA ALTA PRESSIONE                                     | 450 | <b>PARTI MOTORE</b>                   | 480 | POMPA OLIO                                   | 523 |
| POMPA BENZINA ELETTRICA  | 450 | <b>ALBERO A CAMME</b>                 | 483 | POMPA ACQUA                                  | 523 |
| POMPA BENZINA MECCANICA  | 450 | <b>ALBERO MOTORE</b>                  | 490 | RONDELLA / SPESSORE                          | 526 |
| <b>POMPA BENZINA IN LINEA</b>                                    | 442 | BIELLA                                | 491 | SUPERIORE, ALBERO DI TRASMISSIONE            | 524 |
| MOLLA TUBO COMBUSTIBILE  | 443 | CUSCINETTI ALBERO MOTORE              | 490 | <b>PARTI PIEDI 4 TEMPI</b>                   | 496 |
| POMPA BENZINA  | 442 | CUSCINETTI BIELLA                     | 491 | DF4 • DF5 • DF6                              | 496 |
| TUBO BENZINA   | 442 | PARTE ALBERO MOTORE                   | 490 | DF8 • DF9,9 • DF15 • DF20                    | 498 |
| TUBO CARBURANTE  | 442 | RONDELLE BIELLA                       | 491 | DF20 • DF25                                  | 504 |
| <b>SISTEMA ELETTRICO</b>   | 455 | <b>GUARNIZIONI MOTORE 4 TEMPI</b>     | 483 | DF30   | 506 |
| <b>BOBINE</b>  | 455 | GUARNIZIONE COPERCHIO PUNTERIE        | 486 | DF40 • DF50                                  | 508 |
| REGOLATORE - BOBINA  | 455 | GUARNIZIONE BASE MOTORE               | 484 | DF60   | 510 |
| <b>CANDELE</b>   | 455 | GUARNIZIONE BASE OLIO                 | 485 | DF70   | 512 |
| CDI E CENTRALINA   | 460 | GUARNIZIONE BASE PARAOLIO             | 485 | DF80 • DF90 • DF100                          | 513 |
| <b>CHIAVETTA DI SICUREZZA</b>                                    | 460 | GUARNIZIONE CARTER, CATENA GUIDA BASE | 485 | DF115 • DF140                                | 514 |
| KIT  | 461 | GUARNIZIONE COPERCHIO FILTRO          | 485 | DF150 • DF175 • DF200 • DF225 • DF250        | 517 |
| <b>CHIAVI DI ACCENSIONE</b>                                      | 458 | GUARNIZIONE COPERCHIO SILEMBLOCK      | 486 | DF300  | 518 |
| GUIDA REGOLATORE E RETTIFICATORE                                 | 459 | GUARNIZIONE COPERCHIO TERMOSTATO      | 486 | <b>SELETORE</b>                              | 522 |
| <b>MOTORINI AVVIAMENTO</b>                                       | 457 | GUARNIZIONE CORPO FARFALLATO          | 485 | ASTA PRESSIONE                               | 523 |
| SOLENOIDE PER MOTORINI AVVIAMENTO                                | 458 | GUARNIZIONE OLIO                      | 485 | HEBEL  | 523 |
| <b>REGOLATORI E RADDRIZZATORI</b>                                | 458 | GUARNIZIONE PARAOLIO SUPERIORE        | 486 | MOLLA SELETORE                               | 522 |
| GUIDA REGOLATORI RADDRIZZATORI                                   | 459 | GUARNIZIONE TESTATA                   | 483 | PIN SELETORE                                 | 522 |
| <b>RELE</b>  | 460 | GUARNIZIONE VALVOLA PRESSIONE         | 486 | SELETORE                                     | 522 |
| <b>SENSORE</b>   | 454 | GUIDA GUARNIZIONE TESTATA             | 484 | SPINOTTO                                     | 522 |
| SENSORE CMP  | 454 | KIT GUARNIZIONE TESTATA               | 484 | <b>SISTEMA DI PROPULSIONE</b>                | 527 |
| SENSORE IAC  | 454 | <b>GUARNIZIONI MOTORE 2 TEMPI</b>     | 487 | <b>ELICHE ALLUMINIO E INOX DA 2 E 4 PALE</b> | 527 |
| SENSORE MAP  | 454 | GUARNIZIONE BASE OLIO                 | 488 | COPPGLIA                                     | 532 |
| <b>TRIM, TILT &amp; POWER TRIM</b>                               | 461 | GUARNIZIONE COPERCHIO TERMOSTATO      | 488 | DADO DI ELICA                                | 532 |
| ESTRATTORE PER TAPPI DI TRIM                                     | 463 | GUARNIZIONE COPERCHIO TESTATA         | 488 | DISTANZIALE ELICA                            | 532 |
| INSTALLAZIONE ELETTRICA  | 461 | GUARNIZIONE DE TESTATA                | 487 | ELICHE PER MOZZO INTERCAMBIABILE             | 530 |
| MOTORINO POWER TRIM COMPLETO                                     | 462 | GUIDA GUARNIZIONE TESTATA             | 487 | GUIDA ELICHE CON MOZZO                       | 528 |
| MOTORINO TRIM COMPLETO   | 461 | <b>GUIDA CINGHIE DISTRIBUZIONE</b>    | 492 | GUIDA RICAMBIO PIEDE                         | 531 |
| SENSORI TRIM   | 463 | <b>PARAOLIO</b>                       | 488 | KIT CHIUSURA ELICA                           | 531 |
| TAPPO TRIM   | 463 | GUARNIZIONE TAPPO DRENAGIO            | 490 | MOZZO INTERCAMBIABILE                        | 529 |
| <b>SISTEMA DI GUIDA</b>  | 464 | <b>PARTI MOTORE 4 TEMPI</b>           | 481 | PIN ELICA                                    | 532 |
| <b>CAVI</b>  | 466 | DF40 • DF50                           | 481 | REF --> RO                                   | 533 |
| ESTENSIONE SISTEMA ANALOGICO                                     | 466 | DF70 • DF80 • DF90 • DF100            | 482 | RO --> REF                                   | 538 |
| <b>COMANDI DI CONTROLLO</b>                                      | 464 | <b>PARTI MOTORE 2 TEMPI</b>           | 480 |  |     |
| COMANDO LATERALE   | 464 | DT40 • DTW                            | 480 |  |     |
| COMANDO PER CONSOLLA   | 465 | <b>PISTONE</b>                        | 492 |  |     |
| INTERRUTTORE COMANDO   | 464 | KIT PISTONE                           | 492 |  |     |
| <b>COMPONENTI</b>  | 466 |                                       |     |  |     |
| CAVO ACCELERATORE  | 467 |                                       |     |  |     |
| CAVO COMANDO   | 467 |                                       |     |  |     |

|  |     |   |     |   |     |
|--|-----|---|-----|---|-----|
| <b>GUIDE MAINTENANCE KITS</b>                    | 439 | CÂBLE D'ACCELERATEUR                      | 467 | ROULEMENTS DE BIELLE                                | 491 |
| <b>SYSTÈME D'ALIMENTATION ET DE FILTRATION</b>   | 442 | CÂBLES DE COMMANDE                        | 467 | ROULEMENTS VILEBREQUIN                              | 490 |
| <b>CARBURATEUR</b>                               | 453 | CALE POIGNEE DE CONTRÔLE                  | 466 | <b>SYSTÈME D'ÉCHAPPEMENT ET SYSTÈME D'ADMISSION</b> | 493 |
| CARBURATEUR COMPLET                              | 453 | CLIP                                      | 466 | <b>SYSTÈME D'ADMISSION 4 TEMPS</b>                  | 494 |
| FLOTTEUR DE CARBURATEUR                          | 453 | DIRECTION HYDRAULIQUE                     | 467 | JOINTS DE COLLECTEUR                                | 494 |
| KIT CARBURATEUR                                  | 453 | EMBOUT DE CABLE                           | 466 | JOINTS DE COUVERCLE D'ÉCHAPPEMENT                   | 494 |
| <b>COMPOSANTS ET CONNECTEURS DU RÉSERVOIR</b>    | 443 | <b>FAISCEAU ELECTRIQUE</b>                | 466 | <b>SYSTÈME D'ÉCHAPPEMENT 4 TEMPS</b>                | 493 |
| PASSE-CLOISON                                    | 444 | RALLONGE FAISCEAU SYSTÈME ANALOGIQUE      | 466 | JOINTS COLLECTEUR                                   | 493 |
| RACCORDS DE RESERVOIR                            | 443 | <b>INTERRUPTEUR DE CONTRÔLE</b>           | 465 | JOINTS DE CARTER                                    | 493 |
| <b>FILTRE À ESSENCE ET CARTOUCHE DE RECHANGE</b> | 445 | BOITIER DE DEMARRAGE 2 MOTEURS            | 465 | JOINTS DE PIPE D'ÉCHAPPEMENT                        | 493 |
| CLÉ À FILTRE                                     | 447 | TABLEAU DE COMMANDE SIMPLE                | 465 | <b>SYSTÈME D'ÉCHAPPEMENT 2 TEMPS</b>                | 495 |
| FILTRE DÉCANTEUR ESSENCE                         | 446 | <b>SYSTÈME DE REFROIDISSEMENT</b>         | 468 | JOINTS D'ÉCHAPPEMENT                                | 495 |
| FILTRE DÉCANTEUR ESSENCE AVEC BOL TRANSPARENT    | 445 | <b>ANODES</b>                             | 476 | JOINTS DE PLAQUE D'ÉCHAPPEMENT                      | 495 |
| FILTRE À ESSENCE EN LIGNE                        | 447 | ANODE CANADA METAL                        | 476 | JOINTS DE TUBE D'ÉCHAPPEMENT                        | 495 |
| FILTRE À ESSENCE HAUTE PRESION                   | 448 | ANODE TECNOSEAL                           | 478 | <b>EMBASES ET PIÈCES</b>                            | 496 |
| FILTRE SÉPARATEUR EAU-ESSENCE                    | 455 | KIT ANODES                                | 476 | <b>CRABOT</b>                                       | 522 |
| RACCORDS   | 447 | JOINT, COUVERCLE D'ANODE                  | 479 | EMBOUT DE SELECTEUR                                 | 523 |
| TÊTE DE FILTRE À ESSENCE                         | 445 | JOINT TORIQUE                             | 479 | PIN   | 522 |
| <b>FILTRE À HUILE</b>                            | 449 | VIS INOX                                  | 479 | PIVOT   | 522 |
| GUIDE FILTRE A HUILE                             | 449 | <b>GUIDE TURBINES</b>                     | 469 | RESSORT DE SELECTEUR                                | 522 |
| JOINT DE VIDANGE                                 | 449 | CLAVETTE                                  | 470 | TIGE DE POUSSÉE                                     | 523 |
| <b>HUILES</b>                                    | 450 | GUIDE DE TURBINES                         | 469 | <b>PIÈCES D'EMBASES DE 4 TEMPS</b>                  | 496 |
| <b>INJECTEURS</b>                                | 452 | PLAQUE DE POMPE À EAU                     | 471 | DF4 • DF5 • DF6                                     | 496 |
| GUIDE INJECTEURS ET SONDÉS                       | 452 | <b>POMPE D'EAU</b>                        | 471 | DF8 • DF9,9 • DF15 • DF20                           | 498 |
| <b>POIRE À CARBURANT</b>                         | 442 | CORPS DE POMPE À EAU                      | 471 | DF20 • DF25   | 504 |
| COLLIER  | 443 | GUIDE KITS POMPES A EAU                   | 476 | DF30  | 506 |
| POIRE À CARBURANT                                | 442 | INSERT INOX                               | 473 | DF40 • DF50   | 508 |
| RACCORD COUPLEUR                                 | 443 | JOINTS, BASE DE POMPE À EAU               | 472 | DF60  | 510 |
| RESSORT, TUYAU DE CARBURANT                      | 443 | JOINTS POMPE                              | 473 | DF70  | 512 |
| TUYAU CARBURANT                                  | 442 | JOINTS, TORIQUE DE POMPE À EAU            | 472 | DF80 • DF90 • DF100                                 | 513 |
| <b>POMPE À ESSENCE</b>                           | 450 | KIT REPARATION DE POMPE À EAU             | 474 | DF115 • DF140                                       | 514 |
| JOINTS VST                                       | 451 | PLAQUE DE POMPE À EAU                     | 472 | DF150 • DF175 • DF200 • DF225 • DF250               | 517 |
| MEMBRANES ET JOINTS                              | 451 | <b>THERMOSTAT</b>                         | 468 | DF300   | 518 |
| POMPE À ESSENCE ELECTRIQUE                       | 450 | BOUCHON DE REGROIDISSEMENT                | 469 | <b>PIÈCES D'EMBASES</b>                             | 519 |
| POMPE À ESSENCE HAUTE PRESSION                   | 451 | <b>PIÈCES MOTEUR</b>                      | 480 | DIABOLO   | 521 |
| POMPE À ESSENCE MECANIQUE                        | 450 | <b>ARBRE À CAMES</b>                      | 483 | ÉCROU DU LEVIER DE CHANGEMENT DE VITESSE            | 520 |
| <b>SYSTÈME ÉLECTRIQUE</b>                        | 455 | <b>GUIDE DES COURROIS DE DISTRIBUTION</b> | 492 | GUIDE DES KITS JOINTS                               | 520 |
| <b>BOBINES</b>                                   | 455 | <b>JOINTS DE MOTEUR 4 TEMPS</b>           | 483 | JOINT TORIQUE DU LEVIER                             | 520 |
| REGULATEUR-BOBINE                                | 455 | GUIDE JOINTS DE CULASSE                   | 484 | JOINT TORIQUE DU DIABOLO                            | 521 |
| <b>BOUGIES</b>                                   | 455 | JOINTS D'HUILE                            | 485 | KITS JOINTS D'EMBASES                               | 519 |
| <b>CAPTEURS</b>                                  | 454 | JOINTS D'HUILE SUPERIEUR                  | 486 | SOUFFLET DU LEVIER DE CHANGEMENT DE VITESSE         | 520 |
| CAPTEUR CMP                                      | 454 | JOINTS DE CACHE CULBUTEUR                 | 486 | TUBE DE VIDANGE DE LA POMPE À EAU                   | 521 |
| CAPTEUR IAC                                      | 454 | JOINTS DE COUVERCLE                       | 485 | VIS ET JOINTS DE VIDANGE                            | 521 |
| CAPTEUR MAP                                      | 454 | JOINTS DE COUVERCLE SILEMBLOCK            | 486 | <b>ROULEMENT</b>                                    | 523 |
| <b>CDI ET BOITIER ELECTRONIQUE</b>               | 460 | JOINTS DE COUVERCLE DE FILTRE             | 485 | CLIPS   | 524 |
| <b>CONTACTEUR A CLÉ</b>                          | 458 | JOINTS DE GUIDE CHAINE                    | 485 | DE DIABOLO  | 524 |
| <b>COUPE CIRCUIT DE SECURITE</b>                 | 460 | JOINTS DE THROTTLE BODY                   | 485 | DE POMPE À EAU                                      | 523 |
| KITS   | 461 | JOINTS LOGEMENT THERMOSTAT                | 486 | DE POMPE À HUILE                                    | 523 |
| <b>DEMARREUR</b>                                 | 457 | JOINTS SOUPAPE DE PRESSION                | 486 | INFERIEUR D'ARBRE DE TRANSMISSION                   | 524 |
| SOLENOIDE POUR DEMARREUR                         | 458 | JOINTS BASE D'HUILE                       | 485 | PIGNON D'ATTAQUE                                    | 525 |
| <b>REGULATEURS ET RECTIFIEURS</b>                | 458 | JOINTS DE CULASSE                         | 483 | PIGNON DE MARCHÉ AVANT                              | 525 |
| GUIDE REGULATEURS ET RECTIFIEURS                 | 459 | JOINTS DE TÊTE MOTRICE                    | 484 | PIGNON DE MARCHÉ ARRIÈRE                            | 526 |
| <b>RELAIS</b>                                    | 460 | KIT JOINTS DE MOTEUR                      | 484 | RONDELLE / CALE                                     | 526 |
| <b>TRIM, TILT &amp; POWER TRIM</b>               | 461 | <b>JOINTS DE MOTEUR 2 TEMPS</b>           | 487 | SUPERIEUR D'ARBRE DE TRANSMISSION                   | 524 |
| BOUCHON VERIN DE TRIM                            | 463 | GUIDE JOINTS DE CULASSE                   | 487 | <b>SYSTEME DE PROPULSION</b>                        | 527 |
| EMETTEUR DE TRIM                                 | 463 | JOINT DE COUVRE CULASSE                   | 488 | <b>HÉLICE ALUMINIUM ET INOX 3 ET 4 PALES</b>        | 527 |
| INSTALLATION ELECTRIQUE                          | 461 | JOINTS DE CULASSE                         | 487 | CLAVETTE D'HÉLICE                                   | 532 |
| KIT EXTRACTEUR                                   | 463 | JOINTS DE TÊTE MOTRICE                    | 488 | ÉCROU D'HÉLICE                                      | 532 |
| MOTEUR DE TRIM                                   | 461 | JOINTS LOGEMENT THERMOSTAT                | 488 | ENTRETOIS D'HÉLICE                                  | 532 |
| POWER TRIM COMPLET                               | 462 | <b>JOINT SPI</b>                          | 488 | GUIDE DES HÉLICES ET MOYEUX                         | 528 |
| <b>SYSTÈME DE COMMANDE</b>                       | 464 | JOINT DE VIDANGE                          | 490 | GUIDE DES PIÈCES D'EMBASE                           | 531 |
| <b>BOITIER DE COMMANDE</b>                       | 464 | <b>PIECES MOTEURS DE 4 TEMPS</b>          | 481 | GOUPILLE D'ÉCROU D'HÉLICE                           | 532 |
| BOITIER LATERAL                                  | 464 | DF40 • DF50                               | 481 | HÉLICES AVEC MOYEU INTERCHANGEABLE                  | 530 |
| BOITIER POUR CONSOLE                             | 465 | DF70 • DF80 • DF90 • DF100                | 482 | KIT ÉCROU D'HÉLICE                                  | 531 |
| INTERRUPTEUR TRIM                                | 464 | <b>PIECES MOTEUR 2 TEMPS</b>              | 480 | MOYEU INTERCHANGEABLE                               | 529 |
| <b>COMPOSANT</b>                                 | 466 | DT40 • DTW                                | 480 | REF --> RO  | 533 |
| BAGUE  | 466 | <b>PISTONS</b>                            | 492 | RO --> REF  | 538 |
|  |     | BOITIER PISTON                            | 492 |   |     |
|  |     | <b>VILEBREQUIN</b>                        | 490 |   |     |
|  |     | BIELLE                                    | 491 |   |     |
|  |     | PARTIES DE VILEBREQUIN                    | 490 |   |     |
|  |     | RONDELLE DE BIELLE                        | 491 |   |     |

GUÍA KITS  
MANTENIMIENTO

MAINTENANCE  
GUIDE & KITS

GUIDA  
MANUTENZIONE  
E KIT

GUIDE  
MAINTENANCE  
KITS

|                                     | KIT                | REF                     |                    |                     |                   |                         |                           |                 |
|-------------------------------------|--------------------|-------------------------|--------------------|---------------------|-------------------|-------------------------|---------------------------|-----------------|
| DF2<br>DF2.5<br>(2006-11)           |                    | REC17400-97820          | REC17461-97JMO     | TURBINA             | IMPELLER          | GIRANTE                 | TURBINE                   | 1               |
|                                     |                    |                         | NGKCR6HSA          | BUJÍA               | SPARK PLUG        | CANDELE                 | BOUGIE                    | 1               |
|                                     |                    |                         | PAGB/T91-1.6X12    | PIN BLOQUEADOR      | COTTER PIN        | COPPIGLIA               | GOUPILLE                  | 1               |
|                                     |                    |                         | REC09168-10022     | ARANDELA TAPÓN      | CAP, O-RING       | RONDELLA TAPPO          | JOINT DE VIDANGE          | 1               |
|                                     |                    |                         | REC59178-97J00     | JUNTA DRENAJE COLA  | DRAIN PLUG GASKET | GUARNIZIONE DRENAGGIO   | JOINT DE VIDANGE D'EMBASE | 2               |
|                                     |                    |                         | CM55321-87J00A     | ÁNODO               | ANODE             | ANODO                   | ANODE                     | 1               |
|                                     |                    |                         | PAJASOF404-19-033  | TÓRICA              | O-RING            | O-RING                  | JOINT TORIQUE             | 1               |
|                                     |                    |                         | PAGB/T879.1-2.5X14 | PIN                 | PIN               | PIN                     | PIN                       | 1               |
|                                     |                    |                         | REC17471-97J00     | PLACA               | PLATE             | PIASTRA                 | PLAQUE                    | 1               |
|                                     |                    |                         | REC17472-97J00     | JUNTA BASE DE BOMBA | GASKET, CASE      | GUARNIZIONE, BASE POMPA | JOINT, BASE POMPE         | 1               |
|                                     |                    | DF2<br>DF2.5<br>(2012+) |                    | REC17400-97810      | REC17461-97JMO    | TURBINA                 | IMPELLER                  | GIRANTE         |
|                                     | NGKCR6HSA          |                         |                    | BUJÍA               | SPARK PLUG        | CANDELE                 | BOUGIE                    | 1               |
|                                     | REC91490-40030     |                         |                    | PIN BLOQUEADOR      | COTTER PIN        | COPPIGLIA               | GOUPILLE                  | 1               |
|                                     | REC09168-10022     |                         |                    | ARANDELA TAPÓN      | CAP, O-RING       | RONDELLA TAPPO          | JOINT DE VIDANGE          | 1               |
|                                     | REC59178-97J00     |                         |                    | JUNTA DRENAJE COLA  | DRAIN PLUG GASKET | GUARNIZIONE DRENAGGIO   | JOINT DE VIDANGE D'EMBASE | 2               |
|                                     | CM55321-87J00A     |                         |                    | ÁNODO               | ANODE             | ANODO                   | ANODE                     | 1               |
|                                     | PAJASOF404-19-033  |                         |                    | TÓRICA              | O-RING            | O-RING                  | JOINT TORIQUE             | 1               |
|                                     | PAGB/T879.1-2.5X14 |                         |                    | PIN                 | PIN               | PIN                     | PIN                       | 1               |
|                                     | REC17471-97JLO     |                         |                    | PLACA               | PLATE             | PIASTRA                 | PLAQUE                    | 1               |
|                                     | REC17472-97JLO     |                         |                    | JUNTA BASE DE BOMBA | GASKET, CASE      | GUARNIZIONE, BASE POMPA | JOINT, BASE POMPE         | 1               |
| DF4<br>DF5<br>DF6<br>(2002-10)      |                    |                         |                    | REC17400-91860      | REC17400-98661    | KIT BOMBA DE AGUA       | WATER PUMP KIT            | KIT POMPA ACQUA |
|                                     |                    |                         | REC91490-40030     | PIN BLOQUEADOR      | COTTER PIN        | COPPIGLIA               | GOUPILLE                  | 1               |
|                                     |                    |                         | NGKBPR6ES          | BUJÍA               | SPARK PLUG        | CANDELE                 | BOUGIE                    | 1               |
|                                     |                    |                         | REC09168-10022     | ARANDELA TAPÓN      | CAP, O-RING       | RONDELLA TAPPO          | JOINT DE VIDANGE          | 3               |
|                                     |                    |                         | CM55321-87J00A     | ÁNODO               | ANODE             | ANODO                   | ANODE                     | 2               |
| DF4<br>DF5<br>DF6<br>(2011+)        |                    | REC17400-91830          | REC17400-98661     | KIT BOMBA DE AGUA   | WATER PUMP KIT    | KIT POMPA ACQUA         | KIT POMPE À EAU           | 1               |
|                                     |                    |                         | REC91490-40030     | PIN BLOQUEADOR      | COTTER PIN        | COPPIGLIA               | GOUPILLE                  | 1               |
|                                     |                    |                         | NGKCPR6EA-9        | BUJÍA               | SPARK PLUG        | CANDELE                 | BOUGIE                    | 1               |
|                                     |                    |                         | REC09168-10022     | ARANDELA TAPÓN      | CAP, O-RING       | RONDELLA TAPPO          | JOINT DE VIDANGE          | 3               |
|                                     |                    |                         | CM55321-87J00A     | ÁNODO               | ANODE             | ANODO                   | ANODE                     | 2               |
| DF8A<br>DF9.9A<br>(2010+)           |                    | REC17400-99840          | REC15410-98500     | FILTRO COMBUSTIBLE  | FUEL FILTER       | FILTRO COMBUSTIBILE     | FILTRE À ESSENCE          | 1               |
|                                     |                    |                         | REC16510-05240     | FILTRO DE ACEITE    | OIL FILTER        | FILTRO OLIO             | FILTRE A HUILE            | 1               |
|                                     |                    |                         | REC09204-02004     | PIN BLOQUEADOR      | COTTER PIN        | COPPIGLIA               | GOUPILLE                  | 1               |
|                                     |                    |                         | REC09280-54001     | TÓRICA              | O-RING            | O-RING                  | JOINT TORIQUE             | 1               |
|                                     |                    |                         | REC09168-12017     | JUNTA               | GASKET            | GUARNIZIONE             | JOINT                     | 1               |
|                                     |                    |                         | REC59178-97J00     | JUNTA DRENAJE COLA  | DRAIN PLUG GASKET | GUARNIZIONE DRENAGGIO   | JOINT DE VIDANGE D'EMBASE | 2               |
|                                     |                    |                         | CM55321-87J00A     | ÁNODO               | ANODE             | ANODO                   | ANODE                     | 2               |
|                                     |                    |                         | REC09280-22019     | TÓRICA              | O-RING            | O-RING                  | JOINT TORIQUE             | 1               |
|                                     |                    |                         | NGKCR6E            | BUJÍA               | SPARK PLUG        | CANDELE                 | BOUGIE                    | 2               |
|                                     |                    |                         | REC17400-99J01     | KIT BOMBA DE AGUA   | WATER PUMP KIT    | KIT POMPA ACQUA         | KIT POMPE À EAU           | 1               |
| DF9.9<br>DF15<br>(2011-13)          |                    | REC17400-94810          | REC17400-94J00     | KIT BOMBA DE AGUA   | WATER PUMP KIT    | KIT POMPA ACQUA         | KIT POMPE À EAU           | 1               |
|                                     |                    |                         | REC09204-02004     | PIN BLOQUEADOR      | COTTER PIN        | COPPIGLIA               | GOUPILLE                  | 1               |
|                                     |                    |                         | NGKCPR6EA-9        | BUJÍA               | SPARK PLUG        | CANDELE                 | BOUGIE                    | 2               |
|                                     |                    |                         | REC16510-05240     | FILTRO DE ACEITE    | OIL FILTER        | FILTRO OLIO             | FILTRE A HUILE            | 1               |
|                                     |                    |                         | CM5033167          | ÁNODO               | ANODE             | ANODO                   | ANODE                     | 1               |
|                                     |                    |                         | REC09168-12017     | JUNTA               | GASKET            | GUARNIZIONE             | JOINT                     | 1               |
|                                     |                    |                         | REC09168-10022     | ARANDELA TAPÓN      | CAP, O-RING       | RONDELLA TAPPO          | JOINT DE VIDANGE          | 2               |
|                                     |                    |                         | REC15410-98500     | FILTRO COMBUSTIBLE  | FUEL FILTER       | FILTRO COMBUSTIBILE     | FILTRE À ESSENCE          | 1               |
|                                     |                    |                         | REC17400-99J01     | KIT BOMBA DE AGUA   | WATER PUMP KIT    | KIT POMPA ACQUA         | KIT POMPE À EAU           | 1               |
|                                     |                    |                         | REC09204-02004     | PIN BLOQUEADOR      | COTTER PIN        | COPPIGLIA               | GOUPILLE                  | 1               |
| DF9.9B<br>DF15A<br>DF20A<br>(2013+) |                    | REC17400-89810          | REC17400-99J01     | KIT BOMBA DE AGUA   | WATER PUMP KIT    | KIT POMPA ACQUA         | KIT POMPE À EAU           | 1               |
|                                     |                    |                         | REC09204-02004     | PIN BLOQUEADOR      | COTTER PIN        | COPPIGLIA               | GOUPILLE                  | 1               |
|                                     |                    |                         | NGKCPR6EA-9        | BUJÍA               | SPARK PLUG        | CANDELE                 | BOUGIE                    | 2               |
|                                     |                    |                         | REC16510-05240     | FILTRO DE ACEITE    | OIL FILTER        | FILTRO OLIO             | FILTRE A HUILE            | 1               |
|                                     |                    |                         | REC09280-54001     | TÓRICA              | O-RING            | O-RING                  | JOINT TORIQUE             | 1               |
|                                     |                    |                         | CM55321-87J00A     | ÁNODO               | ANODE             | ANODO                   | ANODE                     | 2               |
|                                     |                    |                         | REC09280-22019     | TÓRICA              | O-RING            | O-RING                  | JOINT TORIQUE             | 1               |
|                                     |                    |                         | REC09168-12017     | JUNTA               | GASKET            | GUARNIZIONE             | JOINT                     | 1               |
|                                     |                    |                         | REC59178-97J00     | JUNTA DRENAJE COLA  | DRAIN PLUG GASKET | GUARNIZIONE DRENAGGIO   | JOINT DE VIDANGE D'EMBASE | 2               |
|                                     |                    |                         | REC15410-87L00     | FILTRO COMBUSTIBLE  | FUEL FILTER       | FILTRO COMBUSTIBILE     | FILTRE À ESSENCE          | 1               |
| DF20<br>DF25<br>V2<br>(2006+)       |                    | REC17400-95870          | REC17400-95J02     | KIT BOMBA DE AGUA   | WATER PUMP KIT    | KIT POMPA ACQUA         | KIT POMPE À EAU           | 1               |
|                                     |                    |                         | REC16510-87J00     | FILTRO DE ACEITE    | OIL FILTER        | FILTRO OLIO             | FILTRE A HUILE            | 1               |
|                                     |                    |                         | NGKBKR6E           | BUJÍA               | SPARK PLUG        | CANDELE                 | BOUGIE                    | 2               |
|                                     |                    |                         | REC91490-40030     | PIN BLOQUEADOR      | COTTER PIN        | COPPIGLIA               | GOUPILLE                  | 1               |
|                                     |                    |                         | REC09168-10022     | ARANDELA TAPÓN      | CAP, O-RING       | RONDELLA TAPPO          | JOINT DE VIDANGE          | 2               |
|                                     |                    |                         | REC09168-12012     | JUNTA               | GASKET            | GUARNIZIONE             | JOINT                     | 1               |
|                                     |                    |                         | CM55321-87J00A     | ÁNODO               | ANODE             | ANODO                   | ANODE                     | 5               |
|                                     |                    |                         | REC09280-22019     | TÓRICA              | O-RING            | O-RING                  | JOINT TORIQUE             | 1               |
|                                     |                    |                         | REC17413-95J00     | CASQUILLO INOX      | SLEEVE WATER PUMP | CAPPUCCIO               | INSERT DE POMPE À EAU     | 1               |
|                                     |                    |                         | REC15410-87J30     | FILTRO COMBUSTIBLE  | FUEL FILTER       | FILTRO COMBUSTIBILE     | FILTRE À ESSENCE          | 1               |



|                             | KIT                | REF                                |                     |                   |                       |                           |                 |                 |                 |   |
|-----------------------------|--------------------|------------------------------------|---------------------|-------------------|-----------------------|---------------------------|-----------------|-----------------|-----------------|---|
| DF25<br>DF30<br>(2001-10)   |                    | REC17400-89820                     | REC17400-96403      | KIT BOMBA DE AGUA | WATER PUMP KIT        | KIT POMPA ACQUA           | KIT POMPE À EAU | 1               |                 |   |
|                             |                    | REC16510-87J00                     | FILTRO DE ACEITE    | OIL FILTER        | FILTRO OLIO           | FILTRE A HUILE            | 1               |                 |                 |   |
|                             |                    | NGKDCPR6E                          | BUJÍA               | SPARK PLUG        | CANDELE               | BOUGIE                    | 3               |                 |                 |   |
|                             |                    | REC91490-40030                     | PIN BLOQUEADOR      | COTTER PIN        | COPPIGLIA             | GOUPILLE                  | 1               |                 |                 |   |
|                             |                    | REC09168-10022                     | ARANDELA TAPÓN      | CAP, O-RING       | RONDELLA TAPPO        | JOINT DE VIDANGE          | 2               |                 |                 |   |
|                             |                    | REC09168-12012                     | JUNTA               | GASKET            | GUARNIZIONE           | JOINT                     | 1               |                 |                 |   |
|                             |                    | CM55321-87J00A                     | ANODO               | ANODE             | ANODO                 | ANODE                     | 1               |                 |                 |   |
|                             |                    | REC15410-87J10                     | FILTRO COMBUSTIBLE  | FUEL FILTER       | FILTRO COMBUSTIBILE   | FILTRE À ESSENCE          | 1               |                 |                 |   |
|                             |                    | DF25A<br>DF30A<br>(2015+)          |                     | REC17400-94821    | REC17400-94L00        | KIT BOMBA DE AGUA         | WATER PUMP KIT  | KIT POMPA ACQUA | KIT POMPE À EAU | 1 |
|                             |                    |                                    |                     | REC91490-40030    | PIN BLOQUEADOR        | COTTER PIN                | COPPIGLIA       | GOUPILLE        | 1               |   |
| NGKCPR6EA-9                 | BUJÍA              |                                    |                     | SPARK PLUG        | CANDELE               | BOUGIE                    | 3               |                 |                 |   |
| REC16510-87J00              | FILTRO DE ACEITE   |                                    |                     | OIL FILTER        | FILTRO OLIO           | FILTRE A HUILE            | 1               |                 |                 |   |
| CM55321-87J00A              | ANODO              |                                    |                     | ANODE             | ANODO                 | ANODE                     | 5               |                 |                 |   |
| REC09280-22019              | TÓRICA             |                                    |                     | O-RING            | O-RING                | JOINT TORIQUE             | 1               |                 |                 |   |
| REC09168-12017              | JUNTA              |                                    |                     | GASKET            | GUARNIZIONE           | JOINT                     | 1               |                 |                 |   |
| REC59178-97J00              | JUNTA DRENAJE COLA |                                    |                     | DRAIN PLUG GASKET | GUARNIZIONE DRENAGGIO | JOINT DE VIDANGE D'EMBASE | 2               |                 |                 |   |
| REC15410-87L00              | FILTRO COMBUSTIBLE |                                    |                     | FUEL FILTER       | FILTRO COMBUSTIBILE   | FILTRE À ESSENCE          | 1               |                 |                 |   |
| DF40<br>DF50<br>(2006-10)   |                    |                                    |                     | REC17400-87820    | REC17400-96403        | KIT BOMBA DE AGUA         | WATER PUMP KIT  | KIT POMPA ACQUA | KIT POMPE À EAU | 1 |
|                             |                    | REC16510-87J00                     | FILTRO DE ACEITE    | OIL FILTER        | FILTRO OLIO           | FILTRE A HUILE            | 1               |                 |                 |   |
|                             |                    | NGKDCPR6E                          | BUJÍA               | SPARK PLUG        | CANDELE               | BOUGIE                    | 3               |                 |                 |   |
|                             |                    | REC91490-40030                     | PIN BLOQUEADOR      | COTTER PIN        | COPPIGLIA             | GOUPILLE                  | 1               |                 |                 |   |
|                             |                    | REC09168-10022                     | ARANDELA TAPÓN      | CAP, O-RING       | RONDELLA TAPPO        | JOINT DE VIDANGE          | 2               |                 |                 |   |
|                             |                    | REC09168-12012                     | JUNTA               | GASKET            | GUARNIZIONE           | JOINT                     | 1               |                 |                 |   |
|                             |                    | CM55321-87J00A                     | ANODO               | ANODE             | ANODO                 | ANODE                     | 2               |                 |                 |   |
|                             |                    | REC09280-22019                     | TÓRICA              | O-RING            | O-RING                | JOINT TORIQUE             | 2               |                 |                 |   |
|                             |                    | REC15410-87J30                     | FILTRO COMBUSTIBLE  | FUEL FILTER       | FILTRO COMBUSTIBILE   | FILTRE À ESSENCE          | 1               |                 |                 |   |
|                             |                    | DF40A<br>DF50A<br>DF60A<br>(2010+) |                     | REC17400-88810    | REC17400-88L00        | KIT BOMBA DE AGUA         | WATER PUMP KIT  | KIT POMPA ACQUA | KIT POMPE À EAU | 1 |
| REC91490-40030              | PIN BLOQUEADOR     |                                    |                     | COTTER PIN        | COPPIGLIA             | GOUPILLE                  | 1               |                 |                 |   |
| REC16510-87J00              | FILTRO DE ACEITE   |                                    |                     | OIL FILTER        | FILTRO OLIO           | FILTRE A HUILE            | 1               |                 |                 |   |
| NGKDCPR6E                   | BUJÍA              |                                    |                     | SPARK PLUG        | CANDELE               | BOUGIE                    | 3               |                 |                 |   |
| REC09168-12012              | JUNTA              |                                    |                     | GASKET            | GUARNIZIONE           | JOINT                     | 1               |                 |                 |   |
| REC09168-10022              | ARANDELA TAPÓN     |                                    |                     | CAP, O-RING       | RONDELLA TAPPO        | JOINT DE VIDANGE          | 2               |                 |                 |   |
| CM55321-87J00A              | ANODO              |                                    |                     | ANODE             | ANODO                 | ANODE                     | 3               |                 |                 |   |
| REC09280-22019              | TÓRICA             |                                    |                     | O-RING            | O-RING                | JOINT TORIQUE             | 2               |                 |                 |   |
| REC15410-88L00              | FILTRO COMBUSTIBLE |                                    |                     | FUEL FILTER       | FILTRO COMBUSTIBILE   | FILTRE À ESSENCE          | 1               |                 |                 |   |
| DF60<br>DF70<br>(1997-07)   |                    |                                    |                     | REC17400-99870    | REC17400-87E04        | KIT BOMBA DE AGUA         | WATER PUMP KIT  | KIT POMPA ACQUA | KIT POMPE À EAU | 1 |
|                             |                    | REC16510-87J00                     | FILTRO DE ACEITE    | OIL FILTER        | FILTRO OLIO           | FILTRE A HUILE            | 1               |                 |                 |   |
|                             |                    | NGKBPR6ES                          | BUJÍA               | SPARK PLUG        | CANDELE               | BOUGIE                    | 4               |                 |                 |   |
|                             |                    | REC91490-40030                     | PIN BLOQUEADOR      | COTTER PIN        | COPPIGLIA             | GOUPILLE                  | 1               |                 |                 |   |
|                             |                    | REC09168-10022                     | ARANDELA TAPÓN      | CAP, O-RING       | RONDELLA TAPPO        | JOINT DE VIDANGE          | 2               |                 |                 |   |
|                             |                    | REC09168-12012                     | JUNTA               | GASKET            | GUARNIZIONE           | JOINT                     | 1               |                 |                 |   |
|                             |                    | CM55321-87J00A                     | ANODO               | ANODE             | ANODO                 | ANODE                     | 1               |                 |                 |   |
|                             |                    | REC15410-87J30                     | FILTRO COMBUSTIBLE  | FUEL FILTER       | FILTRO COMBUSTIBILE   | FILTRE À ESSENCE          | 1               |                 |                 |   |
|                             |                    | DF70A<br>DF80A<br>DF90A<br>(2009+) |                     | REC17400-87810    | REC17400-87L01        | KIT BOMBA DE AGUA         | WATER PUMP KIT  | KIT POMPA ACQUA | KIT POMPE À EAU | 1 |
|                             |                    |                                    |                     | REC16510-90J00    | FILTRO DE ACEITE      | OIL FILTER                | FILTRO OLIO     | FILTRE A HUILE  | 1               |   |
| NGKDCPR6E                   | BUJÍA              |                                    |                     | SPARK PLUG        | CANDELE               | BOUGIE                    | 4               |                 |                 |   |
| REC09168-12012              | JUNTA              |                                    |                     | GASKET            | GUARNIZIONE           | JOINT                     | 1               |                 |                 |   |
| REC09168-10034              | JUNTA              |                                    |                     | GASKET            | GUARNIZIONE           | JOINT                     | 2               |                 |                 |   |
| CM55321-87J00A              | ANODO              |                                    |                     | ANODE             | ANODO                 | ANODE                     | 3               |                 |                 |   |
| REC91490-40030              | PIN BLOQUEADOR     |                                    |                     | COTTER PIN        | COPPIGLIA             | GOUPILLE                  | 1               |                 |                 |   |
| REC09280-22019              | TÓRICA             |                                    |                     | O-RING            | O-RING                | JOINT TORIQUE             | 3               |                 |                 |   |
| REC15410-87L00              | FILTRO COMBUSTIBLE |                                    |                     | FUEL FILTER       | FILTRO COMBUSTIBILE   | FILTRE À ESSENCE          | 1               |                 |                 |   |
| DF100<br>DF115<br>(2010-12) |                    |                                    |                     | REC17400-92840    | REC17400-92J21        | KIT BOMBA DE AGUA         | WATER PUMP KIT  | KIT POMPA ACQUA | KIT POMPE À EAU | 1 |
|                             |                    | REC16510-90J00                     | FILTRO DE ACEITE    | OIL FILTER        | FILTRO OLIO           | FILTRE A HUILE            | 1               |                 |                 |   |
|                             |                    | NGKBKR6E                           | BUJÍA               | SPARK PLUG        | CANDELE               | BOUGIE                    | 4               |                 |                 |   |
|                             |                    | REC91490-40030                     | PIN BLOQUEADOR      | COTTER PIN        | COPPIGLIA             | GOUPILLE                  | 1               |                 |                 |   |
|                             |                    | REC09168-10022                     | ARANDELA TAPÓN      | CAP, O-RING       | RONDELLA TAPPO        | JOINT DE VIDANGE          | 2               |                 |                 |   |
|                             |                    | REC09168-12012                     | JUNTA               | GASKET            | GUARNIZIONE           | JOINT                     | 1               |                 |                 |   |
|                             |                    | CM55321-87J00A                     | ANODO               | ANODE             | ANODO                 | ANODE                     | 4               |                 |                 |   |
|                             |                    | REC09280-22019                     | TÓRICA              | O-RING            | O-RING                | JOINT TORIQUE             | 2               |                 |                 |   |
| REC09420-05009              | CHAVETA            | KEY                                | CHIAVETTA           | CLAVETTE          | 1                     |                           |                 |                 |                 |   |
| REC15410-87J30              | FILTRO COMBUSTIBLE | FUEL FILTER                        | FILTRO COMBUSTIBILE | FILTRE À ESSENCE  | 1                     |                           |                 |                 |                 |   |



|  | KIT            | REF                |                  |                     |                  |                       |                 |   |
|--|----------------|--------------------|------------------|---------------------|------------------|-----------------------|-----------------|---|
| DF100A<br>DF115A<br>DF140A<br>(2013+)      |                | REC17400-92821     | REC17400-92J21   | KIT BOMBA DE AGUA   | WATER PUMP KIT   | KIT POMPA ACQUA       | KIT POMPE À EAU | 1 |
|  |                | REC16510-90J00     | FILTRO DE ACEITE | OIL FILTER          | FILTRO OLIO      | FILTRE A HUILE        | 1               |   |
|  |                | NGKBKR6E           | BUJÍA            | SPARK PLUG          | CANDELE          | BOUGIE                | 4               |   |
|  |                | REC91490-40030     | PIN BLOQUEADOR   | COTTER PIN          | COPPIGLIA        | GOUPILLE              | 1               |   |
|  |                | REC09168-10022     | ARANDELA TAPÓN   | CAP, O-RING         | RONDELLA TAPPO   | JOINT DE VIDANGE      | 2               |   |
|  |                | REC09168-12012     | JUNTA            | GASKET              | GUARNIZIONE      | JOINT                 | 1               |   |
|  |                | CM55321-87J00A     | ANODO            | ANODE               | ANODO            | ANODE                 | 4               |   |
|  |                | REC09280-22019     | TÓRICA           | O-RING              | O-RING           | JOINT TORIQUE         | 2               |   |
|  |                | REC09420-05009     | CHAVETA          | KEY                 | CHIAVETTA        | CLAVETTE              | 1               |   |
|  | REC15412-92J00 | FILTRO COMBUSTIBLE | FUEL FILTER      | FILTRO COMBUSTIBILE | FILTRE À ESSENCE | 1                     |                 |   |
| DF140<br>(2010-12)                         |                | REC17400-92850     | REC17400-92J21   | KIT BOMBA DE AGUA   | WATER PUMP KIT   | KIT POMPA ACQUA       | KIT POMPE À EAU | 1 |
|  |                | REC16510-90J00     | FILTRO DE ACEITE | OIL FILTER          | FILTRO OLIO      | FILTRE A HUILE        | 1               |   |
|  |                | NGKBKR6E           | BUJÍA            | SPARK PLUG          | CANDELE          | BOUGIE                | 4               |   |
|  |                | REC91490-40030     | PIN BLOQUEADOR   | COTTER PIN          | COPPIGLIA        | GOUPILLE              | 1               |   |
|  |                | REC09168-10022     | ARANDELA TAPÓN   | CAP, O-RING         | RONDELLA TAPPO   | JOINT DE VIDANGE      | 2               |   |
|  |                | REC09168-12012     | JUNTA            | GASKET              | GUARNIZIONE      | JOINT                 | 1               |   |
|  |                | CM55321-87J00A     | ANODO            | ANODE               | ANODO            | ANODE                 | 4               |   |
|  |                | REC09280-22019     | TÓRICA           | O-RING              | O-RING           | JOINT TORIQUE         | 2               |   |
|  |                | REC09420-05009     | CHAVETA          | KEY                 | CHIAVETTA        | CLAVETTE              | 1               |   |
|  | REC15410-87J30 | FILTRO COMBUSTIBLE | FUEL FILTER      | FILTRO COMBUSTIBILE | FILTRE À ESSENCE | 1                     |                 |   |
| DF150<br>DF175<br>(2006+)                  |                | REC17400-96821     | REC17400-96J03   | KIT BOMBA DE AGUA   | WATER PUMP KIT   | KIT POMPA ACQUA       | KIT POMPE À EAU | 1 |
|  |                | REC16510-96J00     | FILTRO DE ACEITE | OIL FILTER          | FILTRO OLIO      | FILTRE A HUILE        | 1               |   |
|  |                | NGKBKR6E           | BUJÍA            | SPARK PLUG          | CANDELE          | BOUGIE                | 4               |   |
|  |                | REC91490-40030     | PIN BLOQUEADOR   | COTTER PIN          | COPPIGLIA        | GOUPILLE              | 1               |   |
|  |                | REC09168-10034     | JUNTA            | GASKET              | GUARNIZIONE      | JOINT                 | 2               |   |
|  |                | REC09168-12012     | JUNTA            | GASKET              | GUARNIZIONE      | JOINT                 | 1               |   |
|  |                | CM55321-87J00A     | ANODO            | ANODE               | ANODO            | ANODE                 | 6               |   |
|  |                | REC09280-22019     | TÓRICA           | O-RING              | O-RING           | JOINT TORIQUE         | 5               |   |
|  |                | REC17413-96J01     | CASQUILLO INOX   | SLEEVE WATER PUMP   | CAPPUCCIO        | INSERT DE POMPE À EAU | 1               |   |
|  | REC15410-96J00 | FILTRO COMBUSTIBLE | FUEL FILTER      | FILTRO COMBUSTIBILE | FILTRE À ESSENCE | 1                     |                 |   |
| DF200<br>DF225<br>DF250<br>(2011+)         |                | REC17400-93851     | REC17400-93J01   | KIT BOMBA DE AGUA   | WATER PUMP KIT   | KIT POMPA ACQUA       | KIT POMPE À EAU | 1 |
|  |                | REC16510-96J00     | FILTRO DE ACEITE | OIL FILTER          | FILTRO OLIO      | FILTRE A HUILE        | 1               |   |
|  |                | NGKBKR6E           | BUJÍA            | SPARK PLUG          | CANDELE          | BOUGIE                | 6               |   |
|  |                | REC91490-40030     | PIN BLOQUEADOR   | COTTER PIN          | COPPIGLIA        | GOUPILLE              | 1               |   |
|  |                | REC09168-10034     | JUNTA            | GASKET              | GUARNIZIONE      | JOINT                 | 2               |   |
|  |                | REC09168-12012     | JUNTA            | GASKET              | GUARNIZIONE      | JOINT                 | 1               |   |
|  |                | CM55321-87J00A     | ANODO            | ANODE               | ANODO            | ANODE                 | 7               |   |
|  |                | REC09280-22019     | TÓRICA           | O-RING              | O-RING           | JOINT TORIQUE         | 7               |   |
|  |                | CM55321-94900A     | ANODO            | ANODE               | ANODO            | ANODE                 | 1               |   |
|  | REC15412-93J10 | FILTRO COMBUSTIBLE | FUEL FILTER      | FILTRO COMBUSTIBILE | FILTRE À ESSENCE | 1                     |                 |   |
| DF200A/AP<br>DF150AP<br>DF175AP<br>(2016+) |                | REC17400-96832     | REC17400-96J02   | KIT BOMBA DE AGUA   | WATER PUMP KIT   | KIT POMPA ACQUA       | KIT POMPE À EAU | 1 |
|  |                | REC16510-96J00     | FILTRO DE ACEITE | OIL FILTER          | FILTRO OLIO      | FILTRE A HUILE        | 1               |   |
|  |                | NGKLR6E            | BUJÍA            | SPARK PLUG          | CANDELE          | BOUGIE                | 4               |   |
|  |                | REC91490-40030     | PIN BLOQUEADOR   | COTTER PIN          | COPPIGLIA        | GOUPILLE              | 1               |   |
|  |                | REC09168-10034     | JUNTA            | GASKET              | GUARNIZIONE      | JOINT                 | 2               |   |
|  |                | REC09168-12012     | JUNTA            | GASKET              | GUARNIZIONE      | JOINT                 | 1               |   |
|  |                | REC55321-87J01AL   | ANODO            | ANODE               | ANODO            | ANODE                 | 6               |   |
|  |                | REC09280-22019     | TÓRICA           | O-RING              | O-RING           | JOINT TORIQUE         | 5               |   |
|  |                | REC17413-96J01     | CASQUILLO INOX   | SLEEVE WATER PUMP   | CAPPUCCIO        | INSERT DE POMPE À EAU | 1               |   |
|  | REC15412-92J00 | FILTRO COMBUSTIBLE | FUEL FILTER      | FILTRO COMBUSTIBILE | FILTRE À ESSENCE | 1                     |                 |   |
| DF250A<br>DF250S<br>DF300 (A)<br>(2011+)   |                | REC17400-98861     | REC17400-98J01   | KIT BOMBA DE AGUA   | WATER PUMP KIT   | KIT POMPA ACQUA       | KIT POMPE À EAU | 1 |
|  |                | REC16510-96J00     | FILTRO DE ACEITE | OIL FILTER          | FILTRO OLIO      | FILTRE A HUILE        | 1               |   |
|  |                | NGKBKR6E           | BUJÍA            | SPARK PLUG          | CANDELE          | BOUGIE                | 6               |   |
|  |                | REC91490-40030     | PIN BLOQUEADOR   | COTTER PIN          | COPPIGLIA        | GOUPILLE              | 1               |   |
|  |                | REC09168-10034     | JUNTA            | GASKET              | GUARNIZIONE      | JOINT                 | 2               |   |
|  |                | REC09168-12012     | JUNTA            | GASKET              | GUARNIZIONE      | JOINT                 | 1               |   |
|  |                | CM55321-87J00A     | ANODO            | ANODE               | ANODO            | ANODE                 | 8               |   |
|  |                | REC09280-22019     | TÓRICA           | O-RING              | O-RING           | JOINT TORIQUE         | 7               |   |
|  |                | CM55321-94900A     | ANODO            | ANODE               | ANODO            | ANODE                 | 1               |   |
|  | REC15412-93J10 | FILTRO COMBUSTIBLE | FUEL FILTER      | FILTRO COMBUSTIBILE | FILTRE À ESSENCE | 1                     |                 |   |

# SISTEMA DE ALIMENTACIÓN Y FILTRACIÓN FUEL & FILTRATION SYSTEM

# SISTEMA DI ALIMENTAZIONE E FILTRAZIONE SYSTÈME D'ALIMENTATION ET DE FILTRATION

## BOMBA DE COMBUSTIBLE

## FUEL PUMP

## POMPA BENZINA

## POIRE À CARBURANT

### BOMBA DE COMBUSTIBLE

### FUEL PUMP

### POMPA BENZINA





### POIRE À CARBURANT

Fabricada con elastómeros termoplásticos inyectados, resistentes al alcohol y rayos UV.s

Premium quality bulb resistance to alcohol as well as UV and ozone.

Fabbricata con elastomero termoplastico, resistente ai solventi e raggi UV.

Fabriqué avec des élastomères thermo-plastiques injectés, résistant à l'alcool et aux rayons UV.

| REF     | RO OEM      |  |  |   |
|---------|-------------|---|---|--|
| GS31187 | 65770-95541 | 1/4" = 6 mm   | 1   |  |
| GS31090 | 65770-95504 | 5/16" = 8 mm  | 1   |  |
| GS31095 | 65770-93J12 | 3/8" = 9.5 mm   | 1   |  |
| GS31090 | 65770-90J12 | 5/16" = 8 mm  | 1   |  |

### LÍNEA DE COMBUSTIBLE

### FUEL LINE ASSEMBLY

### TUBO CARBURANTE



### TUYAU CARBURANT

Universal. Manguera resistente al alcohol.

Universal. Alcohol resistant hose.

Universale. Tubo resistente ai solventi.

Universel. Tuyau résistant à l'alcool.

| REF        |  |  |
|------------|---|---|
| GS31096    | 5/16" x 2 m   | 1   |
| GS31097    | 3/8" x 2 m  | 1   |
| GS31099    | 8 mm x 2 m  | 1   |
| SIE18-8013 | 5/16" x 2 m   | 1   |
| SIE18-8015 | 3/8" x 2 m  | 1   |



### MANGUERA DE COMBUSTIBLE

### FUEL HOSE

### TUBO BENZINA





### TUYAU CARBURANT


Manguera «Trident» para líneas de combustible. Con refuerzo termoplástico que le permite excelente flexibilidad y resistencia a los rayos UV. Color gris. Resistente al alcohol. Especialmente indicado para motores fueraborda. Garantía: 3 años

Marine fuel hose (distribution and vent) for outboards. Fuel resistant thermo-plastic formulation with 2 spiral reinforcement provides excellent bendability and resistance to UV, aging and permeation by all marine fuels (gasoline/petrol and diesel) including alcohol blends. Warranty: 3 years

Tubo «Trident» per linea combustibile. Con rinforzo termoplastico che gli permette un'eccellente flessibilità e resistenza ai raggi UV. Colore grigio. Resistente ai solventi. Indicato per i motori fuoribordo. Garanzia: 3 anni

Tuyau «Trident» pour carburant. Avec renfort thermoplastique qui permet une excellente flexibilité et résistance aux rayons UV. Gris. Résistant à l'alcool. Convient particulièrement aux moteurs hors-bord. Garantie: 3 ans

| REF         |  |  |  |  |
|-------------|---|---|---|---|
| TRI305-0566 | 5/16" = 7,92 mm   | 15 m  | 1   | SAEJ1527  |
| TRI305-0386 | 3/8" = 9,53 mm  | 15 m  | 1   | ISO-8469 B1 CE  |



De goma para diesel y gasolina sin plomo. Ideal para fueraborda. Refuerzos textiles internos. Muy flexible. Contenido aromático 50%

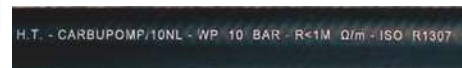
Rubber Hose suitable for loading mineral oils, diesel and unloaded fuel

In gomma per diesel e benzina senza piombo. Ideale per motori fuoribordo. Tessuto interno rinforzato. Molto flessibile.

Caoutchouc pour diesel et essence sans plomb. Idéal pour le hors-bord. Renforts textiles internes. Très flexible

### CARBUPOMP/10NL

| REF     | Ø (mm) |  |  |  |  |  |
|---------|--------|---|---|---|---|---|
| GS35031 | 6x12   | 10 bar  | 50 mm   | -25°C → 80°C  | 50 m  | ISO R1307   |
| GS35032 | 8x15   | 10 bar  | 65 mm   |   | 50 m  |   |



**MUELLE TUBO COMBUSTIBLE**

**SPRING, FUEL PIPE**

**MOLLA TUBO COMBUSTIBILE**

**RESSORT, TUYAU DE CARBURANT**

new

| REF           |
|---------------|
| PAF4-04000030 |
| PAF4-05000010 |



**ABRAZADERA**

**CLAMP SMALL**

**FASCETTE**

**COLLIER**

new

| REF             |      |
|-----------------|------|
| REC650-24351-51 | 6 mm |
| REC6E5-24351-51 | 8 mm |



| REF                | OEM         |        |    |
|--------------------|-------------|--------|----|
| REC09401-11425     | 09401-11425 | 6-8 mm | 1  |
| REC09401-11425BULK | 17822-90J00 | 6-8 mm | 25 |



**ADPATADOR LÍNEA DE COMBUSTIBLE**

**COUPLER**

**ADATTATORE**

**RACCORD COUPLEUR**

| REF             |                    |
|-----------------|--------------------|
| REC22-8M0001721 | Ø 11 mm --> Ø 9 mm |



**COMPONENTES TANQUE Y CONECTORES**

**FUEL TANK COMPONENTS & CONNECTORS**

**COMPONENTI SERBATOIO E CONNETTORI**

**COMPOSANTS ET CONNEXEURS DU RÉSERVOIR**

**CONECTOR DE DEPÓSITO**

**TANK CONNECTOR**

**ATTACCO SERBATOIO**

**RACCORDS DE RESERVOIR**

Fabricado en latón.

Made in machined brass.

Fabbricato in ottone.

Coude MF 1/4" NPT en laiton.

| REF     |          |   |
|---------|----------|---|
| GS31068 | 1/4" NPT | 1 |



Para conectar dos motores a un sólo depósito, o viceversa. Fabricado en latón.

To connect two motors to a single tank, or vice versa. Made in machined brass.

Per collegare due motori a un singolo serbatoio o viceversa. Fabbricato in ottone.

Té en laiton, pour connecter deux moteurs à un même réservoir, ou inversement.

| REF     |          |   |
|---------|----------|---|
| GS31069 | 1/4" NPT | 1 |



| REF            | OEM         |                    |
|----------------|-------------|--------------------|
| REC65750-94404 | 65750-94404 | GS31039<br>GS31038 |
|                | 65750-94403 |                    |
|                | 65750-94402 |                    |
|                | 65750-94401 |                    |

DT4 --> DT140



new

| REF            | OEM         |         |
|----------------|-------------|---------|
| REC65720-986L0 | 65720-986L0 | GS31089 |
|                | 65720-986A0 |         |
|                | 65720-986B0 |         |

DF25 --> DF140



new


| REF            | OEM         |
|----------------|-------------|
| REC65720-98520 | 65720-98520 |
|                | 65720-98500 |
|                | 65720-98501 |
|                | 65720-98502 |
|                | 65720-98521 |
|                | 65720-985L1 |

9,9, 15 HP 4 T/-strokes  
2 --> 65 HP 2 T/-strokes






new

COMPATIBLE CON CONECTOR  
COMPATIBLE WITH CONNECTOR  
COMPATIBILE CON CONNETTORE  
COMPATIBLE AVEC CONECTEUR

| REF     | OEM         |  |         |
|---------|-------------|---|---------|
| GS31037 | 65740-99100 | 1/4" NPT  | GS31035 |

2 ---> 60 HP 2 T/Strokes

COMPATIBLE CON CONECTOR  
COMPATIBLE WITH CONNECTOR  
COMPATIBILE CON CONNETTORE  
COMPATIBLE AVEC CONECTEUR

| REF     | OEM         |  |                |
|---------|-------------|---|----------------|
| GS31038 | 65720-94411 | mm  | REC65750-94404 |

DT75- 140 HP 2T/Strokes  
antigüos | old | vecchio | ancien








COMPATIBLE CON CONECTOR  
COMPATIBLE WITH CONNECTOR  
COMPATIBILE CON CONNETTORE  
COMPATIBLE AVEC CONECTEUR



| REF     | OEM         |  |                |
|---------|-------------|---|----------------|
| GS31039 | 65720-94403 | 1/4" NPT  | REC65750-94404 |

DT4--> 65 HP 2T/Strokes  
antigüos | old | vecchio | ancien


COMPATIBLE CON CONECTOR  
COMPATIBLE WITH CONNECTOR  
COMPATIBILE CON CONNETTORE  
COMPATIBLE AVEC CONECTEUR

| REF     | OEM         |  |         |
|---------|-------------|---|---------|
| GS31070 | 65740-95D00 | 1/4" NPT  | GS31072 |

COMPATIBLE CON CONECTOR  
COMPATIBLE WITH CONNECTOR  
COMPATIBILE CON CONNETTORE  
COMPATIBLE AVEC CONECTEUR

| REF     | OEM         |  |         |
|---------|-------------|---|---------|
| GS31035 | 65750-98505 | 5/16"   | GS31037 |
| GS31036 | 65750-98505 | 3/8"  | GS31037 |

-60HP 2 T/Strokes

Conector pequeño.  
Little connector.  
Connettore piccolo.  
Conecteur petit.





COMPATIBLE CON CONECTOR  
COMPATIBLE WITH CONNECTOR  
COMPATIBILE CON CONNETTORE  
COMPATIBLE AVEC CONECTEUR

| REF     | OEM         |  |                |
|---------|-------------|---|----------------|
| GS31089 | 65750-89J11 | 3/8"  | REC65720-986L0 |

DF4--> DF140 HP 4 T/Strokes





COMPATIBLE CON CONECTOR  
COMPATIBLE WITH CONNECTOR  
COMPATIBILE CON CONNETTORE  
COMPATIBLE AVEC CONECTEUR

| REF     | OEM         |  |         |
|---------|-------------|---|---------|
| GS31071 | 65750-95500 | 5/16"   | GS31070 |
| GS31072 | 65750-95500 | 3/8"  | GS31070 |

60HP+ 2 T/Strokes

Conector grande.  
Big connector.  
Connettore grande.  
Conecteur grand.





| REF     |  |  |
|---------|---|---|
| GS31092 | 8 mm  | 1   |

Conector doble.  
Double connector.  
Connettore doppio.  
Double connecteur..





| PASAMAMPAROS   | THRU HULL   | PASSASCAFO  | PASSE-CLOISON   |         |      |   |   |  |  |
|--|---|---|---|---------|------|---|---|--|--|
| Para atravesar mamparos de hasta 12 mm. Fabricado en latón.  | For bulkhead up to 12 mm. Made in machined brass.                                   | Per attraversare paratie fino a 12 mm. Fabbriato in ottone.                         | Pour traverser des cloisons jusqu'à 12 mm. Fait en laiton.                          |         |      |   |   |  |  |
| <table border="1"> <thead> <tr> <th>REF</th> <th></th> <th></th> </tr> </thead> <tbody> <tr> <td>GS31064</td> <td>3/8"</td> <td>1</td> </tr> </tbody> </table> | REF   |  |  | GS31064 | 3/8" | 1 |  |  |  |
| REF  |  |  |   |         |      |   |   |  |  |
| GS31064  | 3/8"  | 1   |   |         |      |   |   |  |  |
|   |   |   |   |         |      |   |   |  |  |



## FILTRO DE COMBUSTIBLE Y ELEMENTOS

## FUEL FILTERS AND ELEMENTS

## FILTRI BENZINA E RACCORDI

## FILTRE À ESSENCE ET CARTOUCHE DE RECHANGE

### BRACKET

### BRACKET

### SUPPORTO

### TÊTE DE FILTRE À ESSENCE

Con 2 tapones de bronce y 2 tubos de extensión. (2 entradas y 2 salidas).

With 2 brass plugs and 2 extension tubes. (2 inputs & 2 outputs).

Con 2 tappi di bronzo e 2 tubi di estensione. (2 ingressi entrata carburante e 2 uscite carburante).

Avec 2 bouchons en bronze et 2 tubes d'extension. (2 entrées et 2 sorties).

| REF          |  |  |
|--------------|---|---|
| REC25000     | 1/4"  | AL  |
| REC25010     | 1/4"  | INOX /SS AISI316  |
| REC25020     | 3/8"  | AL  |
| REC25030     | 3/8"  | INOX /SS AISI316  |
| RECOBBRACKET | 1/4"  | Plástico   Plastic<br>Plastica   Plastique  |



REC25000 - REC25020



REC25010 - REC25030




RECOBBRACKET

## FILTRO COMBUSTIBLE SEPARADOR DE AGUA

## WATER SEPARATING FUEL FILTER

## FILTRO SEPARATORE ACQUA-BENZINA

## FILTRE SEPARATEUR EAU-ESSENCE

| REF             | MICRON |  |
|-----------------|--------|---|
| REC24942        | 10     | 4 <sup>7</sup> / <sub>16</sub> " = 11 cm  |
| REC35-802893Q01 | 10     | 3 <sup>3</sup> / <sub>4</sub> "   |
| REC855686       | 28     | 4 <sup>7</sup> / <sub>16</sub> "  |
| REC35-802893Q   | 25     | 3 <sup>3</sup> / <sub>4</sub> "   |
| RACPF5510       | 10     | 4 <sup>7</sup> / <sub>16</sub> "  |

**RACOR**

**Recmar**



RACPF5510



REC24942



REC35-802893Q01



REC855686



REC35-802893Q

Filtro original.

OEM filter.

Filtro benzina originale.

Filtre à essence d'origine

| REF          | MICRON |  |
|--------------|--------|---|
| RM35-802893Q | 10     | 3 <sup>3</sup> / <sub>4</sub> "   |



## FILTRO CON BRACKET

Con 2 tapones de bronce y 1 tubo de extensión.

## OEM FILTER WITH BRACKET



With 2 brass plugs & 1 extension tube.

## FILTRO BENZINA CON SUPPORTO

Con 2 tappi di bronzo e 1 tubo di estensione.

## FILTRE À ESSENCE AVEC SUPPORT

Avec 2 bouchons en bronze et 1 tube d'extension

| REF      | MICRON |  |  | BRACKET |
|----------|--------|---|---|---------|
| REC24950 | 25     | 1/4"  | 50 GPH  | AL      |
| REC24952 | 10     | 1/4"  | 50 GPH  | AL      |





**Recmar**

## FILTRO DECANTADOR DE COMBUSTIBLE COMPLETO CON VASO TRASPARENTE



## COMPLET FUEL FILTER WITH TRANSPARENT BOWL

## FILTRO DI DECANTAZIONE BENZINA COMPLETO CON VASCHETTA TRASPARENTE

## FILTRE DÉCANTEUR ESSENCE AVEC BOL TRANSPARENT

| REF            |  |  |
|----------------|---|---|
| RAC320R-RAC-01 |   | AL  |
| RAC320R-RAC-03 | RACS3213<br>LENS3213  | Plástico<br>Plastic<br>Plastica<br>Plastique  |

**RACOR**

| REF        |  |  | BRACKET                                      |
|------------|---|---|--|
| RECOFILALU |   |   | AL   |
| RECOFILTER | RECOBELEMENT<br>LENS3213  | 150 l/h   | Plástico<br>Plastic<br>Plastica<br>Plastique |



**Recmar**






FILTRO CON BOMBA CEBADORA

FILTER WITH PRIMING PUMP

FILTRO CON POMPETTA PER RIEMPIRE

FILTRE À ESSENCE AVEC POMPE D'AMORÇAGE



| REF            | OEM             |  | OEM  | MICRON |  |  |  |
|----------------|-----------------|---|---|--------|--|---|---|
| RAC490R-RAC-01 | 99105-20005-ASY | RACS3227<br>LENS3227  | 99105-20005   | 10     | 340 l/h  | 3/8" NPTF   | 150 hp  |



FILTRO DECANTADOR GASOLINA

COMPLETE FUEL FILTER

FILTRO DECANTATORE BENZINA

FILTRE DÉCANTEUR ESSENCE

Filtro de combustible con braket.




Complete fuel filter with braket.


Filtro combustibile con supporto.

Filtre à carburant avec support.

| REF         |  |                       |
|-------------|---|-----------------------|
| RAC23299-10 | RAC23289-10   | 130 HP (4 T/ Strokes) |



| REF            | OEM         |  | R.O. / OEM  | MICRON |  |  |
|----------------|-------------|---|-------------|--------|---|---|
| REC90794-46866 | 65900-98J00 | REC90794-46868  | 65910-98J00 | 10     | 117 l/h   | 175 hp  |



LLAVE PARA FILTRO  
FILTER KEY  
CHIAVE DA FILTRO  
CLÉ A FILTRE

| REF          |
|--------------|
| RECYS-225-15 |



| REF             | MICRON |  |
|-----------------|--------|---|
| PAF40-0701000EI | 10     | 70 hp   |






new

## RÁCORES




## RACORS

## RACCORDI

## RACCORDS

| REF     |  |  |  |
|---------|---|---|---|
| GS31065 | 1/4" NPT  | 3/8" = 9.5 mm   | 1   |
| GS31166 | 1/4" NPT  | 5/16" = 7.9 mm  | 2   |
| GS31155 | 3/8" NPT  | 3/8" = 9.5 mm   | 2   |
| GS31156 | 3/8" NPT  | 5/16" = 7.9 mm  | 2   |
| GS31157 | 3/8" NPT  | 1/4" = 6.4 mm   | 2   |



| REF     |  |  |  |
|---------|---|---|---|
| GS31066 | 1/4" NPT  | 5/16" = 7.9 mm  | 2   |
| GS31067 | 1/4" NPT  | 3/8" = 9.5 mm   | 2   |





## LLAVES PARA FILTRO

## FILTER KEY

## CHIAVE DA FILTRO

## CLÉ À FILTRE

| REF        | OEM         |
|------------|-------------|
| RACRK22628 | 99105-20003 |





| REF      | OEM         |
|----------|-------------|
| REC70720 | 65 - 110 mm |









## FILTRO COMBUSTIBLE PARA MONTAJE EN LÍNEA

## IN-LINE FUEL FILTER

## FILTRO BENZINA PER MONTARE IN LINEA

## FILTRE A ESSENCE EN LIGNE

| REF     |  |  |  |  |
|---------|---|---|---|---|
| GS31001 | 50 l/h  | 6-8 mm  | plástico<br>plastic<br>plastica   | 1   |
| GS31002 | 150 l/h   | 8-10 mm   | plástico<br>plastic<br>plastica   | 1   |





| REF            | OEM   |
|----------------|---|
| REC15410-87L00 | 15410-87L00   |
|                | DF9.9B, DF15A, DF20A (2013)<br>DF25A, DF30A (2015)<br>DF90A, DF80A, DF90A (2009+) |






| REF            | OEM  |
|----------------|--|
| REC15410-87J30 | 15410-87J30  |
|                | DF20R, DF25, DF25R V2 (2006-11)<br>DF40, DF50X-K10 (1999-10)<br>DF60, DF70W-K9 (1998-09)<br>DF90, DF100, DF115 K1-K11 (2001-11)<br>DF140 (2002-12) |






| REF            | OEM   |
|----------------|---|
| REC15410-96J00 | 15410-96J00   |
|                | DF150T-Z, DF175T-Z (2006-13)<br>DF150T (G)Z, DF175T (G)Z (2014) |



| REF     |  |  |  |
|---------|---|---|---|
| GS30435 | 6, 8, 10 mm   | metal + cristal<br>metal + crystal<br>metallo + cristallo<br>métal + verre          | 1   |





| REF      | OEM   |  |  |  |
|----------|-------|---|---|---|
| REC40145 | 40145 | 1/4"  | 1/4"  | plástico  |
| REC40155 | 40155 | 5/16"   | 5/16"   | plastic   |
| REC40165 | 40165 | 3/8"  | 3/8"  | plastica  |
| REC40135 | 40135 | 5/16"   | 3/8"  | plastique   |




| REF            | OEM  |
|----------------|--|
| REC15410-87J10 | 15410-87J10  |
|                | DF25, DF30Y-K6 (2000-06)<br>DF40, DF50X-K10 (1999-10)<br>DF60, DF70W-K9 (1998-09)<br>DF90, DF100, DF115K1-K11 (2001-11)<br>DF140 (2002-11) |




| REF             | OEM   |
|-----------------|---|
| REC65L-24563-00 | 15412-93J00   |
|                 | DF200, DF225, DF250 (2004-11)<br>DF300T-Z (2007-11) |



| REF            | OEM  |  |
|----------------|--|---|
| PAF15-07080000 | 15410-94400  | 15 - 60 hp  |
|                | DT9.9K, DT15K-G-Y (1986-00)<br>DT25C, DT30C-K-Y (1989-00)<br>DT20, DT25, DT30G-Y (1986-00)<br>DT55, DT65J-X (1988-99)<br>DT40C-W-G-X (1986-99)<br>DT5, DT6, DT8G-Y (1986-00) |   |



| REF            | OEM         |
|----------------|-------------|
| REC15410-98500 | 15410-98500 |



DF4, DF5, DF6 (2002-14)  
 DF8A, DFAR, DF9.9A, DF9.9AR (2010+)  
 DF9.9, DF15T-K3 (1996-03)  
 DF9.9, DF15 (R) (2004-12)  
 DF40, DF50X-K10 (1999-10)  
 DF60, DF70W-K9 (1998-09)  
 DF150T-Z, DF175T-Z (2006-11)

| REF            | OEM         |
|----------------|-------------|
| REC15412-92J00 | 15412-92J00 |




DF100A, DF115, DF140A (2013+)  
 DF150, DF175, DF200 A/AP/AT (2015+)  
 DF70A, DF80A, DF0A, DF100B (2018+)

| REF            | OEM         |
|----------------|-------------|
| REC90794-46868 | 65910-98J00 |



DF8 --> DF300  
 DT9.9 40HP

| REF             | OEM         |
|-----------------|-------------|
| REC69J-24501-10 | 15643-93J00 |




DF200, DF225, DF250 (2004+)  
 DF250AP, DF300AP (2013+)  
 DF300T/Z (2007-11)  
 DF300AP (2012)

| REF            | OEM         |
|----------------|-------------|
| REC15410-88L00 | 15410-88L00 |



DF40A, DF50A, DF60A (2010+)

| REF            | OEM         |
|----------------|-------------|
| REC15412-93J10 | 15412-93J10 |




DF200, DF225, DF250 (2004+)  
 DF250AP, DF300AP (2015+)  
 DF300T/F (2004-11)  
 DF350A, DF325A (2018+)

| REF            | OEM         |
|----------------|-------------|
| REC15410-93J00 | 15410-93J00 |



DF200, DF225, DF250 (2004-11)  
 DF300T/Z (2007-11)

| REF              | OEM         |
|------------------|-------------|
| REC16910-GB2-005 | 15410-94350 |



DT40C-W-G-X (1986-99)  
 DT40WK1-K4 (2001-04)  
 DT5Y (1998-02)  
 DT9.9, DT15K1-K4 (2001-04)  
 DT9.9K, DT15KG-Y (1986-00)

**FILTRO COMBUSTIBLE ALTA PRESION**

**HIGH PRESSURE FUEL FILTER**

**FILTRO BENZINA ALTA PRESSIONE**

**FILTRE À ESSENCE HAUTE PRESION**

| REF            | OEM         |
|----------------|-------------|
| REC15410-87J00 | 15410-87J10 |



DF40, DF50X-K10 (1999-10)

| REF            | OEM         |
|----------------|-------------|
| REC15440-96J00 | 15440-96J00 |



DF150T/Z, DF175T/Z (2006-11)

| REF            | OEM         |
|----------------|-------------|
| REC15440-87L10 | 15440-87L10 |



DF70A, DF80A, DF90A (2009-12)

| REF            | OEM         |
|----------------|-------------|
| REC15440-90J00 | 15440-90J00 |



DF90, DF100, DF115 (2002-11)  
 DF140 (2002-12)

| REF            | OEM         |
|----------------|-------------|
| REC15440-96J01 | 15440-96J01 |



DF150, DF175, DF200 A/P (2015+)  
 DF150, DF175, DF200 G/Z/AT (2006+)

| REF            | OEM         |
|----------------|-------------|
| REC15440-93J00 | 15440-93J00 |




DF200, DF225, DF250 (2004-18)  
 DF250AP, DF300AP (2012+)  
 DF300T/Z (2007-11)



| REF            | OEM                        |
|----------------|----------------------------|
| REC15440-99E01 | 15440-99E01<br>15440-99E00 |

DF60, DF70W-K9 (1998-09)





**new**

**FILTRO DE ACEITE OIL FILTER FILTRO OLIO FILTRE À HUILE**

| REF            | OEM                        |
|----------------|----------------------------|
| REC16510-05240 | 16510-45H10<br>16510-05240 |


DF8A-AR, DF9.9A-AR (2010+)  
DF9.9, DF15T-K3 (1996-03)  
DF9.9, DF115(R) (2004-11)  
DF9.9B, DF15A, DF20A (2013)  
DF15 (2012)

| REF            | OEM                        |
|----------------|----------------------------|
| REC09280-54001 | 09280-54001<br>09280-56001 |


| REF            | OEM  |
|----------------|--|
| REC16510-90J00 | 16510-90J00<br>16510-61A30<br>16510-61A31<br>16510-61A01<br>16510-61A20-MHL<br>16510-61A21-MHL |

DF70A, DF80A, DF90A (2009-11)  
DF90, DF100, DF115 K1-K11 (2001-11)  
DF115WT, DF140WT-K3 (2001-11)



| REF            | OEM                        |
|----------------|----------------------------|
| REC16510-87J00 | 16510-87J00<br>16510-87JL0 |

DF20R, DF25-R-V2 (2006-11)  
DF25, DF30Y-K6 (2000-06)  
DF40, DF50X-K10 (1999-10)  
DF40A, DF50A, DF60A (2010+)  
DF60, DF70W-K9 (1998-09)



| REF            | OEM                                       |
|----------------|---|
| REC16510-82703 | 16510-82703<br>16510-92J00<br>16510-81420 |


DF140 (2002-12)  
DF115WT, DF140WT-K3 (2003)



| REF            | OEM         |
|----------------|-------------|
| REC16510-96J00 | 16510-96J00 |
| REC16510-93J00 | 16510-96J10 |

DF150T-Z, DF175T-Z (G) (2006+)  
DF150AP, DF175AP, DF200AP (2018+)  
DF150AT, DF175AT, DF200AT (2019)  
DF200, DF225, DF250 (2004+)  
DF200A (2015+)  
DF300AP (2012+)  
DF300T-Z (2007-11)  
DF350A, DF325A (2018+)

REC16510-93J00 CAMBIA | CHANGE | CAMBIA | CHANGE ---> REC16510-96J00



**GUÍA FILTROS DE ACEITE OIL FILTER GUIDE GUIDA FILTRO OLIO GUIDE FILTRE À HUILE**

| REF                                    | REF                  |
|--|----------------------|
| DF9.9, 9.9TH, 9.9A, 9.9B, 15, 15A, 20A | 1996+ REC16510-05240 |
| DF25, 25V Twin, 25A, 30, 30A           | REC16510-87J00       |
| DF40, 40A, 50, 50A, 60, 60A, 70        | REC16510-87J00       |
| DF70A, 90A                             | 2009+ REC16510-90J00 |
| DF90, 115                              | REC16510-90J00       |

| REF                       | REF                              |
|---------------------------|----------------------------------|
| DF115A, DF140A            | REC16510-90J00                   |
| DF140                     | REC16510-82703                   |
| DF150, 175, 200A          | REC16510-96J00<br>REC16510-93J00 |
| DF200, 225, 250, 300, 350 | REC16510-96J00<br>REC16510-93J00 |

**JUNTA TAPÓN DE CÁRTER OIL DRAIN PLUG GASKET GUARNIZIONE, TAPO COPPA L'OLIO JOINT DE VIDANGE**

| REF            | OEM         |
|----------------|-------------|
| REC09168-12012 | 09168-12012 |

DF25 --> DF350



**new**

| REF            | OEM         |
|----------------|-------------|
| REC09168-12017 | 09168-12017 |

DF4 --> DF30





**new**

ACEITE



OIL

OLIO

HUILES

| REF        |  |  |           |
|------------|---|---|-----------|
| REC2TU6    | 1 L   | 6   | 2 STROKES |
| REC2TU3    | 5 L   | 3   | TC-W3     |
| REC5W40U6  | 1 L   | 6   | SAE 5W40  |
| REC5W40U3  | 5 L   | 3   |           |
| REC10W30U6 | 1 L   | 6   | SAE 10W30 |
| REC10W30U3 | 5 L   | 3   |           |
| REC10W40U6 | 1 L   | 6   | SAE 10W40 |
| REC10W40U3 | 5 L   | 3   |           |
| REC25W40U3 | 5 L   | 3   | SAE 25W40 |
| REC80W90U3 | 5 L   | 3   | SAE 80W90 |
| REC80W90U6 | 1 L   | 6   |           |



| REF              |  |  |           |
|------------------|---|---|-----------|
| RM92-858026QB1U6 | 1 L   | 6   | 2 STROKES |
| RM92-858027QB1U3 | 3,8 L   | 3   |           |
| RM92-8M0086220U6 | 1 L   | 6   | SAE 10W30 |
| RM92-8M0086221U3 | 4 L   | 3   |           |



RM92-858026QB1U6 RM92-858027QB1U3 RM92-8M0086220U6 RM92-8M0086221U3

BOMBA DE COMBUSTIBLE

FUEL PUMP

POMPA BENZINA

POMPE À ESSENCE

BOMBA DE COMBUSTIBLE MECANICA


FUEL PUMP MECHANICAL

POMPA BENZINA MECCANICA

POMPE À ESSENCE MECANIQUE

| REF           | OEM                                       | 2T STROKES | 4T STROKES |   |
|---------------|---|------------|------------|---|
| PAF4-04090000 | 15100-91J00<br>15100-91J01<br>15100-91J02 |            | ✓          |  |
|               | DF4, DF5, DF6 (2002+)                     |            |            |   |

**new**

| REF             | OEM  | 2T STROKES | 4T STROKES |   |
|-----------------|--|------------|------------|---|
| REC692-24410-00 | 15100-94311<br>15100-94301<br>15100-94303<br>15100-94310   |            | ✓          |  |
|                 | DT20, DT25, DT30G-Y (1986-00)<br>DT25C, T30C K-Y (1989-00)<br>DT40C-W G-X (1986-99)<br>DT55, DT65 J-X (1988-99)<br>DT8, D9.9C J-V (1988-99)<br>DT25, DT30 K1-K2 (2001-02)<br>DT40W K1-K4 (2001-04) |            |            |   |


**new**

BOMBA DE COMBUSTIBLE ELECTRICA

FUEL PUMP ELECTRIC

POMPA BENZINA ELETTRICA

POMPE À ESSENCE ÉLECTRIQUE

| REF             | OEM   | 2T STROKES | 4T STROKES |   |
|-----------------|---|------------|------------|---|
| REC63P-13907-03 | 15200-90J00<br>15200-92J00<br>15200-93J01   |            | ✓          |  |
|                 | DF70A, DF80A, DF90A (2009-12)<br>DF90, DF100, DF115 (2001-11)<br>DF140 (2002-12)<br>DF100A, DF115A (2013)<br>DF100A, DF115A, DF140A (2014+)<br>DF140A (2013)<br>DF7A, DF80A, DF90A (2014+)<br>DF200, DF225, DF250 (2004+) |            |            |   |

| REF            | OEM  | 2T STROKES | 4T STROKES |   |
|----------------|--|------------|------------|---|
| REC15200-96J00 | 15200-96J00  |            | ✓          |  |
|                | DF150, DF175T/Z (G) (2014)<br>DF150, DF175T/Z (2006-13)<br>DF200A (2015) |            |            |   |

**BOMBA DE COMBUSTIBLE  
ALTA PRESIÓN**

**HIGH PRESSURE  
FUEL PUMP**


**POMPA BENZINA  
ALTA PRESSIONE**

**POMPE À ESSENCE  
HAUTE PRESSION**

new

| REF            | OEM                        |
|----------------|----------------------------|
| REC15200-82J20 | 15200-92J00<br>15200-92J20 |

DF70A, DF80A, DF90A, DF100B (2014+)  
DF100A, DF115A, DF140A (BG, BZG) (2013+)



**KITS  
MEMBRANAS Y JUNTAS**

**DIAPHRAGMS & GASKETS  
SETS**

**KIT  
MEMBRANA E GUARNIZIONI**

**KIT  
MEMBRANES ET JOINTS**

| REF            | OEM         |
|----------------|-------------|
| REC15170-93911 | 15170-93920 |

DT9.9K, DT15K-G-Y (1986-00)  
DT9.9, DT15K1-K4 (2001-04)  
DT8, DT9.9C-J-V (1988-97)  
DT15C (1989-97)



| REF            | OEM         |
|----------------|-------------|
| REC15170-98110 | 15170-98110 |

DT4, J4, DT5Y (1988-00)  
DT4 K1 (2001)  
DT5Y (1998-02)  
DT5, DT6, DT8G-Y (1986-00)  
DT6, DT8Y-K2 (2000-02)



| REF            | OEM         |
|----------------|-------------|
| REC15170-94320 | 15170-94320 |

DT20, DT25, DT30G-Y (1986-00)  
DT25, DT30 K1-K2 (2001-02)  
DT25C, DT30C K-Y (1989-00)  
DT40C-W-G-X (1986-99)  
DT40W-K1-K4 (2001-04)  
DT55, DT65J-X (1988-99)



| REF            | OEM         |
|----------------|-------------|
| REC15170-91J00 | 15170-91J00 |

DF4, DF5, DF6 (2002-11)



| REF            | OEM         |
|----------------|-------------|
| REC15170-94J00 | 15170-94J00 |

DF8A, DF8AR, DF9.9A, DF9.9AR (2010-11)  
DF9.9, DF15 (R) (2004-11)



| REF            | OEM         |
|----------------|-------------|
| REC15170-99E00 | 15170-99E00 |

DF9.9, DF15R-K3 (1996-03)  
DF25, DF30Y K6 (2000-06)  
DF40, DF50Z-K10 (1999-10)  
DF60, DF70W-K9 (1998-09)



**JUNTAS VST**

**VST GASKETS**

**GUARNIZIONE VST**

**JOINTS VST**

| REF            | OEM                        |
|----------------|----------------------------|
| REC15626-99E00 | 15626-99E00<br>15643-99E00 |

DF40, DF50 X-K10 (1999-10)  
DF60, DF70 W-K9 (1998-09)



new

| REF            | OEM         |
|----------------|-------------|
| REC15626-90J00 | 15626-90J00 |

DF70A, DF80A, DF90A (2009-12)  
DF90, DF100, DF115 (2001-11)  
DF140 (2002-12)  
14002F  
14002Z



new

SUZUKI

RECAMBIO  
MARINOS

# INYECTORES

# INJEKTOR

# INIETTORE





# INJECTEURS

## GUÍA INYECTORES Y SENSORES

## GUIDE INJECTORS & SENDERS

## GUIDA INIETTORI E SENSORI

## GUIDE INJECTEURS ET SONDÉS

|               |         |  |  |                |  |  |  |                |                |
|---------------|---------|---|---|----------------|--|---|---|----------------|----------------|
|               |         | MAP   | IAC VALVE   |                |  | MAP   | IAC VALVE   |                |                |
| DF9.9B        | 2013+   | REC15710-89L00  | REC18590-58M00  |                |  | DF115WT   | 2008+   | REC15710-65D00 | REC18590-68H00 |
| DF15A         | 2013+   | REC15710-89L00  | REC18590-58M00  |                |  | DF115   | 2008-11   | REC15710-65D00 | REC18590-72F21 |
| DF20A         | 2013+   | REC15710-89L00  | REC18590-58M00  |                |  | DF115A  | 2013+   | REC15710-82K50 | REC18590-68H00 |
| DF25A         | 2015+   | REC15710-82M00  | REC18590-58M00  |                |  | DF140A  | 2002-12   | REC15710-65D00 | REC18590-68H00 |
| DF30A         | 2015+   | REC15710-82M00  | REC18590-58M00  |                |  | DF140WT K3  | 2003-07   | REC15710-65D00 | REC18590-72F21 |
| DF40          | 1999-10 | REC15710-87J00  |   |                |  | DF140WT K3  | 2008+   | REC15710-65D00 | REC18590-68H00 |
| DF40A         | 2010+   | REC15710-85K00  |   | REC18137-88L01 |  | DF140A  | 2013+   | REC15710-82K50 | REC18590-68H00 |
| DF50          | 1999-01 | REC15710-87J00  |   |                |  | DF150T/Z  | 2006-12   | REC15710-96J00 | REC18590-68H00 |
| DF50A         | 2010+   | REC15710-85K00  |   | REC18137-88L01 |  | DF150 T/Z (G)   | 2013+   | REC15710-96J00 | REC18590-68H00 |
| DF60          |         |   |   |                |  | DF150AP   | 2017+   | REC15710-96J00 | REC18590-68H00 |
| (S/N 971543-) | 1998-09 | REC15710-99E00  |   |                |  | DF150AT   | 2019  | REC15710-96J00 | REC18590-68H00 |
| DF60          |         |   |   |                |  | DF175T/Z  | 2006-12   | REC15710-96J00 | REC18590-68H00 |
| (S/N 971544+) | 1998-09 | REC15710-66D00  |   |                |  | DF175 T/Z (G)   | 2013+   | REC15710-96J00 | REC18590-68H00 |
| DF60A         | 2010+   | REC15710-85K00  |   | REC18137-88L01 |  | DF175AP   | 2017+   | REC15710-96J00 | REC18590-68H00 |
| DF70          |         |   |   |                |  | DF175AT   | 2019  | REC15710-96J00 | REC18590-68H00 |
| (S/N 971543-) | 1998-09 | REC15710-99E00  |   |                |  | DF200   | 2004-12   | REC15710-96J00 | REC18590-68H00 |
| DF70          |         |   |   |                |  | DF200   | 2014+   | REC15710-93J00 | REC18590-68H00 |
| (S/N 971544+) | 1998-09 | REC15710-66D00  |   |                |  | DF200A  | 2015-17   | REC15710-96J00 | REC18590-68H00 |
| DF70A         | 2009-11 | REC15710-87L00  | REC18590-68H00  | REC18137-87L01 |  | DF200AP   | 2015+   | REC15710-96J00 | REC18590-68H00 |
| DF70A         | 2012+   | REC15710-82K50  | REC18590-68H00  | REC18137-87L01 |  | DF200AT/AZ  | 2018+   | REC15710-96J00 | REC18590-68H00 |
| DF80A         | 2009-11 | REC15710-87L00  | REC18590-68H00  | REC18137-87L01 |  | DF225   | 2004-12   | REC15710-96J00 | REC18590-68H00 |
| DF80A         | 2012+   | REC15710-82K50  | REC18590-68H00  | REC18137-87L01 |  | DF225   | 2014+   | REC15710-93J00 | REC18590-68H00 |
| DF90          | 2001-07 | REC15710-65D00  | REC18590-68H00  |                |  | DF250AP   | 2013-18   | REC15710-96J00 | REC18590-68H00 |
| DF90A         | 2009-11 | REC15710-87L00  | REC18590-68H00  | REC18137-87L01 |  | DF250   | 2004-12   | REC15710-96J00 | REC18590-68H00 |
| DF90A         | 2012+   | REC15710-82K50  | REC18590-68H00  | REC18137-87L01 |  | DF250   | 2014+   | REC15710-93J00 | REC18590-68H00 |
| DF100         | 2001-07 | REC15710-65D00  | REC18590-68H00  |                |  | DF300T/Z  | 2007-11   | REC15710-96J00 | REC18590-68H00 |
| DF115         | 2001-07 | REC15710-65D00  | REC18590-68H00  |                |  | DF300AP   | 2012-18   | REC15710-96J00 | REC18590-68H00 |
| DF90          | 2008-11 | REC15710-65D00  | REC18590-72F21  |                |  | DF325A  | 2018+   |                | REC18590-68H00 |
| DF100         | 2008-11 | REC15710-65D00  | REC18590-72F21  |                |  | DF350A  | 2018+   |                | REC18590-68H00 |
| DF100A        | 2013+   | REC15710-82K50  | REC18590-68H00  |                |  |   |   |                |                |
| DF115WT       | 2003-07 | REC15710-65D00  | REC18590-72F21  |                |  |   |   |                |                |

## INYECTOR

## INJEKTOR

## INIETTORE

## INJECTEUR

| REF            | OEM         |
|----------------|-------------|
| REC15710-66D00 | 15710-66D00 |



| REF            | OEM         |
|----------------|-------------|
| REC15710-87L00 | 15710-87L00 |



| REF            | OEM         |
|----------------|-------------|
| REC15710-65D00 | 15710-65D00 |



| REF            | OEM                        |
|----------------|----------------------------|
| REC15710-89L00 | 15710-89L00<br>15710-50M00 |



| REF            | OEM         |
|----------------|-------------|
| REC15710-87J00 | 15710-87J00 |



| REF            | OEM         |
|----------------|-------------|
| REC15710-82M00 | 15710-82M00 |



| REF            | OEM         |
|----------------|-------------|
| REC15710-99E00 | 15710-99E00 |



| REF            | OEM         |
|----------------|-------------|
| REC15710-85K00 | 15710-85K00 |





| REF            | OEM         |
|----------------|-------------|
| REC15710-96J00 | 15710-96J00 |




**new**

| REF            | OEM         |
|----------------|-------------|
| REC15710-82K50 | 15710-82K50 |



**new**

| REF            | OEM         |
|----------------|-------------|
| REC15710-93J00 | 15710-93J00 |



**new**

**P 37**

| REF      |
|----------|
| STA93008 |
| STA93016 |



**P 38**

| REF     |
|---------|
| GE22207 |




**CARBURADOR      CARBURATOR      CARBURATORE      CARBURATEUR**

**CARBURADOR COMPLETO      FULL CARBURATOR      CARBURATORE COMPLETO      CARBURATEUR COMPLET**

| REF            | OEM         |
|----------------|-------------|
| REC13200-91J70 | 13200-91J70 |


DF4, DF5, DF6 (2002-11)



**new**

| REF            | OEM                        |
|----------------|----------------------------|
| REC13200-91D21 | 13200-91D21<br>13200-91D20 |

DT9.9, DT15 K1-K4 (2001-04)  
DT9.9K, DT15KG-Y (1986-00)



**new**

**KITS CARBURADORES      CARBURETOR KITS      KIT CARBURATORI      KIT CARBURATEUR**

| REF            | OEM         |
|----------------|-------------|
| REC13910-87D00 | 13910-87D00 |

V6 MODELS (2T/STROKE)



| REF            | OEM         |
|----------------|-------------|
| REC13910-94701 | 13910-94701 |

DT55  
DT75  
DT115



| REF            | OEM         |
|----------------|-------------|
| REC13910-94400 | 13910-94400 |

DT40  
DT65  
DT85  
DT140



| REF            | OEM         |
|----------------|-------------|
| REC13910-89J01 | 13910-89J01 |

DF25 (EXC V-TWIN)



**BOYAS      FLOATS      GALLEGGIANTE      FLOTTEUR DE CARBURATEUR**

| REF            | OEM         |
|----------------|-------------|
| REC13250-95D01 | 13250-95D01 |

DF9.9, DF15 T-K3 (1996-03)  
DF9.9, DF15(R) (2004-11)  
DT25C, DT30C K-Y (1989-00)



**new**

**P 37**

| REF    |
|--------|
| GEGC15 |



# SISTEMA ELÉCTRICO ELECTRIC SYSTEM

# SISTEMA ELETTRICO SYSTEME ELECTRIQUE

## SENSORES

## SENSORS

## SENSORE

## CAPTEURS

### SENSOR MAP

### MAP SENSOR

### SENSORE MAP

### CAPTEUR MAP

| REF            | OEM         |
|----------------|-------------|
| REC18590-68H00 | 18590-68H00 |




**new**

| REF            | OEM         |
|----------------|-------------|
| REC18590-58M00 | 18590-58M00 |

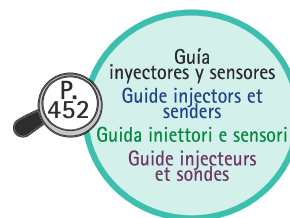


**new**

| REF            | OEM         |
|----------------|-------------|
| REC18590-72F21 | 18590-72F21 |



**new**



### SENSOR IAC

### IAC SENSOR

### SENSORE IAC

### CAPTEUR IAC

| REF            | OEM         |
|----------------|-------------|
| REC18137-93J00 | 18137-93J00 |
| REC18137-52D00 | 18137-52D00 |
| REC18137-88L01 | 18137-88L01 |
| REC18137-87L01 | 18137-87L01 |



**new**

| REF            | OEM         |
|----------------|-------------|
| REC13650-52G00 | 13650-52G00 |

DF9.9 --> DF350



**new**

| REF            | OEM         |
|----------------|-------------|
| REC13650-56B00 | 13650-56B00 |

DF60, DF70W-K9 (1998-09)



**new**

### SENSOR CMP


### CMP SENSOR

### SENSORE CMP

### CAPTEUR CMP

| REF            | OEM                                       |
|----------------|---|
| REC33220-76G02 | 33220-76G00<br>33220-76G01<br>33220-76G02 |


DF40, DF50X-K10 (1999-10)  
DF90, DF100, DF115 (2001-11)  
DF140 (2002-12)  
DF115, DF140WT (2003)



**new**

| REF            | OEM         |
|----------------|-------------|
| REC33220-58J20 | 33220-58J20 |

DF150, DF175 (G)Z/T (2014)  
DF150, DF175T/Z (2006-13)  
DF40A, DF50A, DF60A (2009-12)  
DF70A, DF80A, DF90A (2012)



**new**

## BOBINAS

## COILS

## BOBINE

## BOBINES


### BOBINA


### COIL

### BOBINA

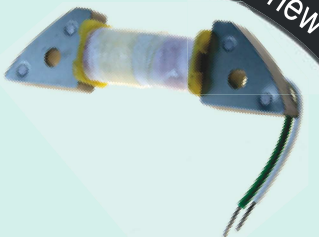
### BOBINE


| REF                | OEM                            |
|--------------------|--------------------------------|
| REC33410-94400-000 | 33410-94400-000<br>33410-93E10 |



 DF9.9, DF15T -K3 (1996-03)  
 DF9.9, DF15(R)' (2004-10)  
 DT40C-W-G-X (1986-99)  
 DT40W-K1-K4 (2001-04)

| REF            | OEM         |
|----------------|-------------|
| REC32140-94400 | 32140-94400 |



 DT40C-WG-X (1986-99)  
 DT40W K1-K4 (2001-04)

| REF            | OEM         |
|----------------|-------------|
| REC32900-96340 | 32900-96340 |



 DT20, DT25, DT30G-Y (1986-00)

| REF            | OEM         |
|----------------|-------------|
| REC32140-96310 | 32140-96310 |




 DT20, DT25, DT30G-Y (1986-00)  
 DT25, DT30 K1-K2 (2001-02)


| REF            | OEM                        |
|----------------|----------------------------|
| REC32900-93903 | 32900-93903<br>32900-93902 |



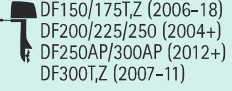
 DT9.9K, DT15G-Y (1986-00)


| REF            | OEM         |
|----------------|-------------|
| REC32140-93900 | 32140-93900 |



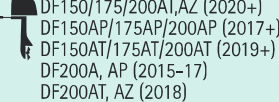
 DT9.9, DT15K1-K4 (2001-04)  
 DT9.9K, DT15K-G-Y (1986-00)


| REF            | OEM         |
|----------------|-------------|
| REC33410-93J00 | 33410-93J00 |



 DF150/175T,Z (2006-18)  
 DF200/225/250 (2004+)  
 DF250AP/300AP (2012+)  
 DF300T,Z (2007-11)

| REF            | OEM         |
|----------------|-------------|
| REC33410-96L00 | 33410-96L00 |



 DF150/175/200AT,AZ (2020+)  
 DF150AP/175AP/200AP (2017+)  
 DF150AT/175AT/200AT (2019+)  
 DF200A, AP (2015-17)  
 DF200AT, AZ (2018)


### REGULADOR-BOBINA


### REGULATOR-COIL

### REGOLATORE-BOBINA

### REGULATEUR-BOBINE

| REF            | OEM                                       |
|----------------|---|
| REC32900-94480 | 32900-94401<br>32900-94421<br>32900-94480 |



 DT40C-W-X-G (1986-99)

## BUJÍAS

## SPARK

## CANDELE

## BOUGIES






| 4T STROKES   | REF NGK           | RO / OEM    |
|--------------|-------------------|-------------|
| DF2.5, DF6   | NGKCR6HSA         | 09482-00406 |
| DF4, DF6     | 2003-10 NGKBPR6ES | 09482-00299 |
| DF4, DF6     | 2011+ NGKCPR6EA-9 | 09482-00L04 |
| DF9.9A       | NGKCR6E           | 09482-00528 |
| DF9.9, DF15  | 2004- NGKDCPR6E   | 09482-00446 |
| DF9.9, DF15  | 2004-10 NGKBKR6E  | 09482-00427 |
| DF9.9, DF15  | 2010+ NGKCPR6EA-9 | 09482-00L04 |
| DF25A, DF30A | NGKDCPR6E         | 09482-00446 |
| DF25 V-TWIN  | NGKBKR6E          | 09482-00427 |
| DF40, DF50   | NGKDCPR6E         | 09482-00446 |
| DF60, DF70   | NGKBPR6ES         | 09482-00299 |




| 4T STROKES             | REF NGK     | RO / OEM    |
|------------------------|-------------|-------------|
| DF40A, DF50A, DF60A    | NGKDCPR6E   | 09482-00446 |
| DF70A, DF90A           | NGKDCPR6E   | 09482-00446 |
| DF90, DF115, DF140     | NGKBKR6E    | 09482-00427 |
| DF150, DF175           | NGKBKR6E    | 09482-00427 |
| DF200A, DF200AP        | NGKLR6E     | 09482-00649 |
| DF200, DF225, DF250    | NGKBKR6E    | 09482-00427 |
| DF200SS                | NGKBKR6E    | 09482-00427 |
| DF300                  | NGKBKR6E    | 09482-00427 |
| DF300B, DF350A, DF325A | NGKILZKR7D8 | 09482-00642 |







|  2T<br>STROKES | REF<br>NGK |  2T<br>STROKES | REF<br>NGK  |  2T<br>STROKES | REF<br>NGK  |               |         |              |
|---|------------|---|-------------|---|-------------|---------------|---------|--------------|
| DT2   | 1986-90    | NGKBR4HS  | DT30        | 1983-85   | NGKBR7HS-10 | DT85WT        | 2001    | NGKB8HS-10   |
| DT2   | 1991-99    | NGKBR5HS  | DT30C       | 1988-00   | NGKBR7HS-10 | DT85WT        | 1995-96 | NGKB8HS-10   |
| DT2.2   | 1992       | NGKBR5HS  | DT30E       | 1983  | NGKBR7HS-10 | DT90          | -2000   | NGKBR8HCS-10 |
| DT4   | 1988-92    | NGKBP5HS  | DT40        | -1983   | NGKB8HS     | DT90          | 2001    | NGKBR8HS-10  |
| DT4   | 1993-01    | NGKBP5HS  | DT40C       | 1986-99   | NGKB8HS-10  | DT90TC        | 1996-97 | NGKBR8HS-10  |
| DT4.5   |            | NGKBR6HS  | DT40C/CR/TC | 1998  | NGKB8HS-10  | DT90TC        | -1995   | NGKBR8HCS-10 |
| DT4L/S  | 1994       | NGKBP5HS  | DT40W       | 1995  | NGKB7HS-10  | DT90TC        | 1998    | NGKBR8HS-10  |
| DT4L/S  | -1993      | NGKBP5HS  | DT40WK      | 1998  | NGKB7HS-10  | DT100         | 2001    | NGKBR8HS-10  |
| DT5   | 1986-92    | NGKBP6HS  | DT40WK      | -1997   | NGKB7HS     | DT100         | 1996-00 | NGKBR8HS-10  |
| DT5   | 1993-94    | NGKBP6HS  | DT48M       | 2001  | NGKB8HS-10  | DT100         | 1990-95 | NGKBR8HCS-10 |
| DT5   | 1995-00    | NGKBR6HS  | DT48M       | -2000   | NGKB8HS     | DT100         | 2000    | NGKBR8HCS-10 |
| DT5W  | 1986-92    | NGKBR6HS  | DT50        | 1979-83   | NGKB8HS     | DT100TC       | -1995   | NGKBR8HCS-10 |
| DT5Y  | 1998-01    | NGKBP7HS-10   | DT50        | -1978   | NGKB7HS     | DT100TC       | 1998    | NGKBR8HS-10  |
| DT6   | 1986-92    | NGKB6HS-10  | DT50        | 1984-89   | NGKB8HS-10  | DT100TC       | 1996-97 | NGKBR8HS     |
| DT6   | 1993-02    | NGKBR6HS  | DT50ACR     | 1994-96   | NGKB8HS-10  | DT115         | -1990   | NGKB8HS      |
| DT6   | -1985      | NGKB6HS   | DT50ACR     | 1993  | NGKBR8HS    | DT115         | 1992    | NGKBR8HCS-10 |
| DT6   | 1995-99    | NGKBR6HS-10   | DT50C       | 1984-00   | NGKB8HS-10  | DT115C        | 1991-93 | NGKBR8HCS-10 |
| DT6S/5PS  | -1992      | NGKB6HS   | DT50K       |   | NGKB7HS     | DT115C        | -1990   | NGKB8HS      |
| DT7.5   |            | NGKBR6HS  | DT50M/DT50  | 1986-89   | NGKB8HS-10  | DT115C        | 2001    | NGKBR8HS-10  |
| DT8   | 1986-02    | NGKBP6HS  | DT50M/DT50  | -1985   | NGKB8HS     | DT115C        | 1996    | NGKBR8HS-10  |
| DT8C  | 1988-92    | NGKBR6HS-10   | DT50M/DT50  | 2001  | NGKBR8HS-10 | DT115TC       | 1996    | NGKBR8HS-10  |
| DT9   |            | NGKB6HS-10  | DT55C       | 1988-98   | NGKBR8HS-10 | DT115TC       | -1988   | NGKB8HS-10   |
| DT9.9   | 1986-99    | NGKBR7HS-10   | DT55M/MQ    | -2000   | NGKB8HS     | DT115TC       |         | NGKBR8HCS-10 |
| DT9.9   | 1977-78    | NGKB7HS   | DT55M/MQ    | 2001  | NGKBR8HS-10 | DT115TC (EFI) |         | NGKBR8HS-10  |
| DT9.9   | 1879-84    | NGKBR6HS  | DT55TC/CRQ  | 1998  | NGKBR8HS-10 | DT140         | 1992    | NGKBR8HCS-10 |
| DT9.9   | 1976       | NGKB6HS   | DT60        |   | NGKB8HS-10  | DT1140        | -1990   | NGKB8HS      |
| DT9.9C  | 1988-97    | NGKBR6HS-10   | DT60C       | 2001  | NGKBR8HS-10 | DT140 EFI     | 1996    | NGKBR8HS-10  |
| DT9.9E  | 1982       | NGKB6HS   | DT60C       | 1986-87   | NGKB8HS-10  | DT140C        | 1991-96 | NGKBR8HCS-10 |
| DT9.9E  | 1984       | NGKB7HS   | DT65/T      | -1983   | NGKBR8HS    | DT1140C       | -1990   | NGKB8HS      |
| DT9.9E  | 1983       | NGKBR7HS-10   | DT65C       | 1988-99   | NGKBR8HS-10 | DT140C EFI    | 1997    | NGKBR8HCS-10 |
| DT9.9K  | 1985-86    | NGKB6HS   | DT65TC      | 1994-95   | NGKBR8HS-10 | DT140T        | -2000   | NGKBR8HCS-10 |
| DT9.9K  | -1985      | NGKBR6HS  | DT75/85     | 1990-92   | NGKB8HS     | DT140T        | 2001    | NGKBR8HS-10  |
| DT9.9K  | 1986-90    | NGKB6HS   | DT75/85     | 1993-00   | NGKBR8HS-10 | DT140TC       | -2000   | NGKBR8HCS-10 |
| DT9.9P  | -1983      | NGKBP6HS  | DT75C       | 2001  | NGKBR8HS-10 | DT140TC EFI   |         | NGKBR8HS-10  |
| DT15  | 1986-02    | NGKBR7HS-10   | DT75C       | 1993-00   | NGKB8HS     | DT150         | 1987-02 | NGKBR8HS-10  |
| DT15C   | 1989-97    | NGKBR7HS-10   | DT75M       | 2001  | NGKBR8HS-10 | DT150G        |         | NGKBR8HS-10  |
| DT15K   | -1985      | NGKBR6HS  | DT75M       | -2000   | NGKBR8HS    | DT150S        |         | NGKBR8HS-10  |
| DT15K   | 1986       | NGKB6HS   | DT75TC      | -2000   | NGKB8HS     | DT150SS       |         | NGKBR8HS-10  |
| DT20  | 1997-00    | NGKBR7HS-10   | DT75TC      | 2001  | NGKBR8HS-10 | DT150STC      |         | NGKBR8HS-10  |
| DT20/P  | -1985      | NGKBR7HS  | DT85        | -1992   | NGKBR8HS    | DT150TC       | 1989    | NGKBR8HS-10  |
| DT20/P  | 1986       | NGKBR7HS-10   | DT85C       | 2001  | NGKBR8HS-10 | DT150TC EFI   |         | NGKBR8HS-10  |
| DT20K   | -1985      | NGKBR7HS-10   | DT85C       | 1993-00   | NGKBR8HS    | DT175         | 1989-02 | NGKBR8HS-10  |
| DT20K   | 1986-87    | NGKB7HS-10  | DT85C       | -1992   | NGKBR8HS    | DT175TC       | -1988   | NGKB8HS-10   |
| DT25  | -1985      | NGKBR7HS  | DT85M       | 2001  | NGKBR8HS-10 | DT175TC       | 1989    | NGKBR8HS-10  |
| DT25  | 2000-01    | NGKBR7HS-10   | DT85M       | -2000   | NGKBR8HS    | DT200         | 1989-02 | NGKBR8HS-10  |
| DT25C   | 1989-97    | NGKBR7HS-10   | DT85MQ      | 1995-96   | NGKB8HS-10  | DT200G        |         | NGKBR8HS-10  |
| DT25E   | 1983-85    | NGKBP7HS-10   | DT85Q       | 2001  | NGKBR8HS-10 | DT200T        |         | NGKBR8HS-10  |
| DT25E   | -1982      | NGKB7HS   | DT85Q       | -2000   | NGKBR8HS    | DT200TC       | 1989    | NGKBR8HS-10  |
| DT25E   | 1986       | NGKBR7HS-10   | DT85TC      | -2000   | NGKB8HS     | DT200V        |         | NGKBR8HS-10  |
| DT25K   | 1986       | NGKBR7HS-10   | DT85TC      | 2001  | NGKBR8HS-10 | DT225         | 1991-02 | NGKBR8HS-10  |
| DT28/P/E  |            | NGKB7HS   | DT85W       | 2001  | NGKB8HS-10  | DT225TC       |         | NGKBR8HS-10  |
| DT30  | 1986       | NGKBR7HS-10   | DT85W       | -2000   | NGKBR8HS    | DT225TCL EFI  |         | NGKBR8HS     |

|  2T<br>STROKES | REF<br>CHAMPION |  2T<br>STROKES | REF<br>CHAMPION |  4T<br>STROKES | REF<br>CHAMPION |       |         |          |
|---|-----------------|---|-----------------|---|-----------------|-------|---------|----------|
| DT2   | 1977-96         | CHAL90C   | DT40            | 1980-98   | CHAQL78C        | DF4   | 2003-04 | CHARN9YC |
| DT2.2   | 1997            | CHAL90C   | DT50            | 1997-84   | CHAQL78C        | DF6   | 2003-04 | CHARN9YC |
| DT3.5   | 1979-84         | CHAQL87YC   | DT55            | 1985-97   | CHAQL78C        | DF9.9 | 1997-04 | CHARA8HC |
| DT4   | 1985-98         | CHAQL87YC   | DT60            | 1983-84   | CHAQL78C        | DF15  | 1997-04 | CHARA8HC |
| DT4.5   | 1977            | CHAQL86C  | DT65            | 1978-97   | CHAQL78C        | DF25  | 2000-04 | CHARA8HC |
| DT5   | 1978-83         | CHAQL87YC   | DT75            | 1983-97   | CHAQL78C        | DF30  | 2000-04 | CHARA8HC |
| DT5Y  | 1999-01         | CHAQL82YC   | DT85            | 1979-97   | CHAQL78C        | DF40  | 1999-04 | CHARA8HC |
| DT6   | 1984-97         | CHAQL87YC   | DT85            | 1998  | CHAQL78C        | DF50  | 1999-04 | CHARA8HC |
| DT6   | 1998-01         | CHAQL87YC   | DT90 V4         | 1989-97   | CHAQL78C        | DF60  | 1998-04 | CHARN9YC |
| DT7.5   | 1977-79         | CHAQL86C  | DT100 V4        | 1989-01   | CHAQL78C        | DF70  | 1998-04 | CHARN9YC |
| DT8   | 1980-87         | CHAQL87YC   | DT115 Carb      | 1981-97   | CHAQL78C        | DF90  | 2001-04 | CHARC9YC |
| DT9   | 1977-79         | CHAQL86C  | DT115 EFI       | 1996-01   | CHAQL78C        | DF115 | 2001-04 | CHARC9YC |
| DT9   | 1993            | CHAQL86C  | DT115 EFI       | 1998  | CHAQL78C        | DF140 | 2002-04 | CHARC9YC |
| DT9.9C  | 1983-97         | CHAQL82C  | DT140 Carb      | 1981-96   | CHAQL78C        |       |         |          |
| DT15  | 1983-88         | CHAQL86C  | DT140 EFI       | 1997-01   | CHAQL78C        |       |         |          |
| DT15C   | 1989-97         | CHAQL82C  | DT150 V6        | 1986-94   | CHAQL78C        |       |         |          |
| T16   | 1977-82         | CHAQL86C  | DT175 V6        | 1991-93   | CHAQL78C        |       |         |          |
| DT20  | 1977-88         | CHAQL82C  | DT200 EFI       | 1986  | CHAQL78C        |       |         |          |
| DT25C   | 1977-00         | CHAQL82C  | DT225 EFI       | 1991  | CHAQL78C        |       |         |          |
| DT30C   | 1989            | CHAQL82C  |                 |   |                 |       |         |          |
| DT35  | 1989            | CHAQL82C  |                 |   |                 |       |         |          |



REF  
CHAPROSU



REF  
RECO04





# MOTORES DE ARRANQUE

# STARTERS

# MOTORINI AVVIAMENTO

# DEMARREURS

## MOTORES DE ARRANQUE

## STARTERS

## MOTORINI AVVIAMENTO


## DEMARREURS

| REF        | OEM         | ⚡   | ☀️     | 2T<br>STROKES | 4T<br>STROKES |
|------------|-------------|-----|--------|---------------|---------------|
| PH130-0006 | 31100-96310 | 12V | 0.6 kw | 9 CCW         | ✓             |
|            | 31100-96311 |     |        |               |               |
|            | 31100-94400 |     |        |               |               |
|            | 31100-94401 |     |        |               |               |
|            | 31100-94402 |     |        |               |               |
|            | 31100-89J00 |     |        |               |               |

 DF9.9, DF15 (1996-11)  
 DF25, DF30Y-K6 (2000-06)  
 DF25A, DF30A (2015+)  
 DT20, DT25, DT30G-Y (1986-00)  
 DT25, DT30 (1998-00)  
 DT40C-WG-X (1986-99)




| REF        | OEM         | ⚡   | ☀️     | 2T<br>STROKES | 4T<br>STROKES |
|------------|-------------|-----|--------|---------------|---------------|
| PH130-0060 | 31100-95600 | 12V | 0.9 kW | 8             | ✓             |
|            | 31100-95601 |     |        |               |               |
|            | 31100-95310 |     |        |               |               |
|            | 31100-95312 |     |        |               |               |
|            | 31100-95313 |     |        |               |               |
|            | 31100-95521 |     |        |               |               |

 DT75-DT85Y-J (1988-00)




| REF        | OEM         | ⚡   | ☀️    | 2T<br>STROKES | 4T<br>STROKES |
|------------|-------------|-----|-------|---------------|---------------|
| PH130-0053 | 31100-94600 | 12V | 0.9kW | 9 CCW         | ✓             |
|            | 31100-94601 |     |       |               |               |
|            | 31100-94610 |     |       |               |               |
|            | 31100-94500 |     |       |               |               |
|            | 31100-94510 |     |       |               |               |
|            | 31100-94511 |     |       |               |               |

 DT115, DT140G-Y (1986-00)



| REF        | OEM         | ⚡   | ☀️    | 2T<br>STROKES | 4T<br>STROKES |
|------------|-------------|-----|-------|---------------|---------------|
| PH130-0052 | 31100-87000 | 12V | 0.9kW | 8             | ✓             |
|            | 31100-87D00 |     |       |               |               |
|            | 31100-87D10 |     |       |               |               |
|            | 31100-92E00 |     |       |               |               |

 DT90, DT100L - Y (1990-00)  
 DT150, DT200, DT225W-K3 (1998-03)  
 V6H-Y (1987-00)



| REF        | OEM         | ⚡   | ☀️  | 2T<br>STROKES | 4T<br>STROKES |
|------------|-------------|-----|-----|---------------|---------------|
| PH130-0007 | 31100-95240 | 12V | 1kW | 9 CCW         | ✓             |
|            | 31100-95242 |     |     |               |               |
|            | 31100-95243 |     |     |               |               |
|            | 31100-95243 |     |     |               |               |

 DT50 (1980-83)  
 DT65 (1980-82)



| REF        | OEM         | ⚡   | ☀️    | 2T<br>STROKES | 4T<br>STROKES |
|------------|-------------|-----|-------|---------------|---------------|
| PH130-0077 | 31100-95J00 | 12V | 9 CCW | ✓             |               |
|            | 31100-95J01 |     |       |               |               |
|            | 31100-94J10 |     |       |               |               |
|            | 31100-94J20 |     |       |               |               |
|            | 31100-94J21 |     |       |               |               |
|            | 31100-94J22 |     |       |               |               |

 DF8A, DF9.9A (AR) (2010-16)  
 DF9.9, DF15 (R) (2004-11)  
 DF9.9B, DF15A, DF20A (2013)  
 DF15 (2012)  
 DF20R (2006-2011)  
 DF25, DF25R-V2 (2006-11)  
 DF40, DF50X-K10 (1999-10)  
 DF40A, DF50A, DF60A (2010-18)




| REF        | OEM         | ⚡   | ☀️    | 2T<br>STROKES | 4T<br>STROKES |
|------------|-------------|-----|-------|---------------|---------------|
| PH130-0075 | 31100-94702 | 12V | 1.4kW | 9             | ✓             |

 DT55, DT65X-J (1988-99)



| REF        | OEM         | ⚡   | ☀️    | 2T<br>STROKES | 4T<br>STROKES |
|------------|-------------|-----|-------|---------------|---------------|
| PH130-0071 | 31100-90J00 | 12V | 1.4kW | 9 CCW         | ✓             |
|            | 31100-90J01 |     |       |               |               |

 DF90, DF100, DF115K1-K11 (2001-1)  
 DF100A, DF115A, DF140A (2013+)  
 DF140 (2002-12)  
 DF140A (2013)



| REF        | OEM         | ⚡   | ☀️ | 2T<br>STROKES | 4T<br>STROKES |
|------------|-------------|-----|----|---------------|---------------|
| PH130-0079 | 31100-87J00 | 12V | 8  |               | ✓             |
|            | 31100-87J10 |     |    |               |               |
|            | 31100-87J11 |     |    |               |               |
|            | 31100-87500 |     |    |               |               |

 DF40, DF50X-K10 (1999-10)  
 DF60, DF70W-K9 (1998-09)





| REF                                 | OEM                               | ⚡   | ☀️ | 2T<br>STROKES | 4T<br>STROKES |
|-------------------------------------|-----------------------------------|-----|----|---------------|---------------|
| PH130-0078                          | 31100-96J01                       | 12V | 9  |               | ✓             |
|                                     | 31100-96J00                       |     |    |               |               |
|                                     | 31100-93J00                       |     |    |               |               |
|                                     | 31100-98L00                       |     |    |               |               |
|                                     | 31100-98L10                       |     |    |               |               |
|                                     | DF70A, DF80A, DF90A (2009+)       |     |    |               |               |
|                                     | DF70A, DF80A, DF90A -100B (2018+) |     |    |               |               |
| DF150AP, DF175AP, DF200AP (2018+)   |                                   |     |    |               |               |
| DF150AT, DF175AT, DF200AT (2019)    |                                   |     |    |               |               |
| DF150T/Z, DF175T/Z (2018)           |                                   |     |    |               |               |
| DF150G/T/Z (2006+)                  |                                   |     |    |               |               |
| DF175G/T/Z (2006+)                  |                                   |     |    |               |               |
| DF200, DF225, DF250 (2004-12, 2019) |                                   |     |    |               |               |
| DF200AT/AZ (2018)                   |                                   |     |    |               |               |
| DF250AP, DF300AP (2018+)            |                                   |     |    |               |               |
| DF300T/Z (2007-2011)                |                                   |     |    |               |               |
| DF300AP (2012)                      |                                   |     |    |               |               |
| DF350, DF325A (2018+)               |                                   |     |    |               |               |






| REF            | OEM         | ⚡             | ☀️      | 2T<br>STROKES | 4T<br>STROKES |
|----------------|-------------|---------------|---------|---------------|---------------|
| REC31100-98L10 | 31100-98L10 | 12V<br>1.4 kw | 9<br>CW |               | ✓             |


 DF70A, DF80A, DF90A, DF100B (2018+)  
 DF325A, DF350A (2018+)  
 DF300B (2020+)  
 DF250AQ, DF300AP (2018+)  
 DF200AT/AZ (2018)  
 DF200, DF225, DF250 (2019+)  
 DF150, DF175, DF200AP(AT) (2018+)

| REF             | OEM         | DT40C-W G-X (1986-99)  | DT55, DT65 J-X (1988-99) | DT75, DT85 J-Y (1988-00) | DT25, DF30 Y-K6 (200-06) | DT90, DT100L-Y (1990-00) | V6 H-Y (1987-00) | DT115, DT140G-Y (1986-00) |
|-----------------|-------------|--|--------------------------|--------------------------|--------------------------|--------------------------|------------------|---------------------------|
| REC89-825096T01 | 38410-94552 |  |                          |                          |                          |                          |                  |                           |
|                 | 38410-89J00 |  |                          |                          |                          |                          |                  |                           |
|                 | 38410-94550 |  |                          |                          |                          |                          |                  |                           |
|                 | 38410-94551 |  |                          |                          |                          |                          |                  |                           |
|                 | 31800-94400 |  |                          |                          |                          |                          |                  |                           |
|                 | 31800-94401 |  |                          |                          |                          |                          |                  |                           |


DT150, DT200, DT225W-K3 (1998-03)  
 DF40, DF50 X-K10 (1999-10)  
 DF115WT, DF140WT K3 (2003)  
 DF90, DF100, DF115 (2001-11)  
 DF60, DF70 W-K9 (1998-09)  
 DF140 (2002-11)




| REF            | OEM         | 2T<br>STROKES | 4T<br>STROKES |
|----------------|-------------|---------------|---------------|
| REC37110-99E00 | 37110-99E00 | ✓             | ✓             |




| REF            | OEM         |
|----------------|-------------|
| REC37110-93J11 | 37110-93J11 |
|                | 37110-93J10 |

 DF9.9 - DF250



| REF            | OEM         |
|----------------|-------------|
| REC32800-95D01 | 32800-95D01 |
|                | 32800-95D00 |
|                | 32800-95720 |

 DF9.9 / DF15 (1996-11)  
 DT4-DT140 (1986-04)  
 V6 H-Y (1987-00)



| REF            | OEM         |
|----------------|-------------|
| REC32800-94620 | 32800-94620 |
|                | 92800-94610 |

 DT115, DT140



| REF            | OEM                        |
|----------------|----------------------------|
| REC32800-94J11 | 32800-94J11<br>32800-94J10 |

DF9.9B, DF15A, DF20A



| REF            | OEM         |
|----------------|-------------|
| REC32800-38F10 | 32800-38F10 |

DF40, DF50X-K10



| REF            | OEM         |
|----------------|-------------|
| REC32800-99J00 | 32800-99J00 |




| REF            | OEM         |
|----------------|-------------|
| REC32800-88L00 | 32800-88L00 |

DF40A, DF50A, DF60A



| REF            | OEM                        |
|----------------|----------------------------|
| REC32800-89L01 | 32800-89L01<br>32800-89L00 |

DF9.9B, DF15A, DF20A



| REF            | OEM         |
|----------------|-------------|
| REC32800-87L00 | 32800-87L00 |

DF70A, DF80A, DF90A, DF100B



| REF            | OEM         |
|----------------|-------------|
| REC32800-89J00 | 32800-89J00 |

DF25, DF30 Y-K6



| REF            | OEM         |
|----------------|-------------|
| REC32800-87J10 | 32800-87J10 |

DF40, DF50X-K10




| REF            | OEM                        |
|----------------|----------------------------|
| REC32800-89J11 | 32800-89J10<br>32800-89J11 |

DF25, DF30 Y-K6



| REF            | OEM         |
|----------------|-------------|
| REC32800-92E20 | 32800-92E20 |

DT150, DT200, DT225 W-K3



| REF            | OEM                                       |
|----------------|---|
| REC32800-93J03 | 32800-93J03<br>32800-93J02<br>32800-93J01 |

DF200, DF225, DF250



| REF            | OEM         |
|----------------|-------------|
| REC32800-98J01 | 32800-98J01 |

DF250AP, DF300AP (2012+)  
DF300T/Z (2007-11)



| GUÍA REGULADORES Y RECTIFICADORES |         |                      | REGULATORS AND RECTIFIERS GUIDE |         |                         | GUIDA REGOLATORE E RETTIFICATORE |         |                      | GUIDE REGULATEURS ET RECTIFIEURS |         |                      |
|-----------------------------------|---------|----------------------|---------------------------------|---------|-------------------------|----------------------------------|---------|----------------------|----------------------------------|---------|----------------------|
| REF                               | Year    | Part                 | REF                             | Year    | Part                    | REF                              | Year    | Part                 | REF                              | Year    | Part                 |
| REC32800-94J11                    | 2013 +  | DF9.9B, DF15A, DF20A | REC32800-87J10                  | 1999-10 | DF40, DF50X-K10         | REC32800-98J01                   | 2007-11 | DF300T/Z             | REC32800-98J01                   | 2007-11 | DF300T/Z             |
| REC32800-89L01                    | 2013 +  | DF9.9B, DF15A, DF20A | REC32800-88L00                  | 2010-17 | DF40A, 50A, 60A         | REC32800-95D01                   | 1998-01 | DT4, DT5             | REC32800-95D01                   | 1998-01 | DT4, DT5             |
| REC32800-89J00                    | 2000-06 | DF25, DF30 Y-K6      | REC32800-92E20                  | 1998-09 | DF60, DF70 W-K9         | REC32800-95D01                   | 1986-02 | DT15, 20, 25, 30, 40 | REC32800-95D01                   | 1986-02 | DT15, 20, 25, 30, 40 |
| REC32800-89J11                    | 2000-06 | DF25, DF30 Y-K6      | REC32800-87L00                  | 2009 +  | DF70A, 80A, 90A, DF100B | REC32800-94620                   | 1986-00 | DT115, DT140         | REC32800-94620                   | 1986-00 | DT115, DT140         |
| REC32800-88L00                    | 2015-17 | DF25A, 30A           | REC32800-93J03                  | 2004 +  | DF200, 225, 250         | REC32800-92E20                   | 1998-03 | DT150, 200, 225 W-K3 | REC32800-92E20                   | 1998-03 | DT150, 200, 225 W-K3 |
| REC32800-38F10                    | 1999-10 | DF40, DF50X-K10      | REC32800-98J01                  | 2012+   | DF250AP, 300AP          |                                  |         |                      |                                  |         |                      |



## RELÉ

## RELAY

## RELE

## RELAIS

## RELÉ ECM

## ECM RELAY

## RELE ECM

## RELAIS ECM

| REF            | OEM         | 4T<br>STROKES |
|----------------|-------------|---------------|
| REC38860-76F01 | 38860-76F01 | 12V ✓         |

DF8 --> DF350


CDI Y CAJAS  
NEGRAS

## CDI &amp; POWER PACK

## CDI E CENTRALINA

CDI ET BOITIER  
ELECTRONIQUE


| REF            | OEM         |
|----------------|-------------|
| REC32900-93910 | 32900-93911 |

DT9.9K, DT15K-G-Y (1986-00)




| REF            | OEM                                       |
|----------------|---|
| REC32900-96371 | 32900-96371<br>32900-96350<br>32900-96370 |

DT20, DT25, DT30G-Y (1986-00)  
DT25, DT30K1-K2 (2001-02)



| REF            | OEM                        |
|----------------|----------------------------|
| REC32900-94460 | 32900-94460<br>32900-94470 |

DT40C-W-G-X (1986-99)  
DT40WK1-K4 (2001-04)

DESCONECTORES  
DE SEGURIDAD

## CUT OFF SWITCHES

CHIAVETTA DI  
SICUREZZACOUPE CIRCUIT  
DE SECURITE

| REF            | OEM                        |
|----------------|----------------------------|
| REC37800-93954 | 37800-93954<br>37800-93953 |

DT2, DT2.2G-Y (1986-00)  
DT20, DT25, DT30G-Y (1986-00)  
DT25, DT30K1-K2 (2001-02)  
DT40G-X-W-C (1986-99)  
DT9.9, DT15K1-K5 (2001-04)  
DT9.9K, DT15K-G-Y (1986-00)



| REF            | OEM         |
|----------------|-------------|
| REC37820-92E03 | 37820-92E00 |

DT4, DT140HP  
DF9.9, DF140 HP  
V6H-Y



| REF            | OEM                        |
|----------------|----------------------------|
| REC37830-89E03 | 37830-95000<br>37830-89E02 |

DT15C (1989-97)  
DT9.9, DT15K1-K4 (1986-00)  
DT4, J4, DT5Y (1988-97)  
DT5Y (1998-02)  
DT5, DT6, DT8Y-G (1986-00)  
DT6, DT8Y-K2 (2000-02)  
DT8, DT9.9C-J-V (1988-97)  
DT9.9K, DT15K-G-Y (1986-00)  
DT75, DT85Y-J (1988-00)







| REF            | OEM                     | 2T<br>STROKES | 4T<br>STROKES |
|----------------|-------------------------|---------------|---------------|
| REC37830-95D04 | 37830-95D00/01/02/03/04 | ✓             | ✓             |

4-->30HP







| KITS  | KITS  | KIT  | KITS   |          |          |  |     |   |         |                          |  |         |         |   |  |
|---|---|--|--|----------|----------|--|-----|---|---------|--------------------------|--|---------|---------|---|--|
| Interruptor de encendido para todo tipo de motores fueraborda o intraborda  | Emergency and stop switch for inboard or outboards. | Interruttore di accensione per tutti i tipi di motori fuoribordo o entrobordo. | Coupe circuit de sécurité pour moteur inboard ou hors-bord |          |          |  |     |   |         |                          |  |         |         |   |  |
| <table border="1"> <tr> <th>REF KIT</th> <th>CUERDA WIRE CORDA CORDON</th> <th></th> </tr> <tr> <td>REC40970</td> <td>REC40990</td> <td>1</td> </tr> </table>  | REF KIT   | CUERDA WIRE CORDA CORDON   |  | REC40970 | REC40990 | 1  |     | <table border="1"> <tr> <th>REF KIT</th> <th>CUERDA WIRE CORDA CORDON</th> <th></th> </tr> <tr> <td>GS11290</td> <td>GS11291</td> <td>1</td> </tr> </table>  | REF KIT | CUERDA WIRE CORDA CORDON |  | GS11290 | GS11291 | 1 |  |
| REF KIT   | CUERDA WIRE CORDA CORDON                            |  |  |          |          |  |     |   |         |                          |  |         |         |   |  |
| REC40970  | REC40990  | 1  |  |          |          |  |     |   |         |                          |  |         |         |   |  |
| REF KIT   | CUERDA WIRE CORDA CORDON                            |  |  |          |          |  |     |   |         |                          |  |         |         |   |  |
| GS11290   | GS11291   | 1  |  |          |          |  |     |   |         |                          |  |         |         |   |  |
| <table border="1"> <tr> <th>REF KIT</th> <th></th> </tr> <tr> <td>GS11292</td> <td>1</td> </tr> </table>   | REF KIT   |  | GS11292  | 1        |          | <table border="1"> <tr> <th>REF</th> <th></th> </tr> <tr> <td>GS11294</td> <td>1</td> </tr> </table>  | REF |   | GS11294 | 1                        |  |         |         |   |  |
| REF KIT   |   |  |  |          |          |  |     |   |         |                          |  |         |         |   |  |
| GS11292   | 1   |  |  |          |          |  |     |   |         |                          |  |         |         |   |  |
| REF   |   |  |  |          |          |  |     |   |         |                          |  |         |         |   |  |
| GS11294   | 1   |  |  |          |          |  |     |   |         |                          |  |         |         |   |  |

## TRIM, TILT & POWER TRIM

| INSTALACIÓN ELÉCTRICA  | WIRING HARNESS   | INSTALLAZIONE ELETTRICA                              | INSTALLATION ELECTRIQUE                                       |  |  |
|--|--|--|---|--|--|
| <b>KIT CONVERSIÓN</b><br>Sustituye de 2 a 3 cables.  | <b>CONVERSION KIT</b><br>Converts 3-wire Tilt and Trim motors to 2-Wire design | <b>KIT CONVERSIONE</b><br>Sustituisce da 2 a 3 cavi. | <b>KIT DE CONVERSION.</b><br>Passe un faisceau de 2 à 3 fils. |  |  |
| <table border="1"> <tr> <th>REF</th> </tr> <tr> <td>PH200-WH01</td> </tr> </table>  | REF  | PH200-WH01   |   |  |  |
| REF  |  |  |   |  |  |
| PH200-WH01   |  |  |   |  |  |

| TRIM COMPLETO   | COMPLETE TRIM ASSEMBLY   | MOTORINO TRIM COMPLETO  | MOTEUR DE TRIM  |   |            |            |            |            |                                    |  |  |  |   |  |  |  |            |
|---|--|---|---|---|------------|------------|------------|------------|------------------------------------|--|--|--|---|--|--|--|------------|
| Motor de Trim para modelos antiguos. Motor de 3 cables, para 2 cables instalar PH200-WH01.  | Trim for old models. Trim with 3 wires, for convert to 3 wires, it needs PH200-WH01. | Trim per modelli vecchio. Trim con 3 cavi, per 2 cavi installare PH200-WH01 | Pompe de Trim ancien modèle, avec faisceau 3 fils, pour les faisceaux à 2 fils il faut installer le kit PH200-WH01. |   |            |            |            |            |                                    |  |  |  |   |  |  |  |            |
| <table border="1"> <tr> <th>REF</th> <th>OEM</th> <th>⚡</th> <th>🔧</th> <th>🔗</th> <th>2T STROKES</th> <th>4T STROKES</th> </tr> <tr> <td>PH200-T027</td> <td>48500-95550-OED<br/>48500-95680-OED</td> <td></td> <td></td> <td></td> <td>✓</td> <td></td> </tr> </table>  | REF  | OEM   | ⚡   | 🔧 | 🔗          | 2T STROKES | 4T STROKES | PH200-T027 | 48500-95550-OED<br>48500-95680-OED |  |  |  | ✓ |  |  |  | <b>new</b> |
| REF   | OEM  | ⚡   | 🔧   | 🔗 | 2T STROKES | 4T STROKES |            |            |                                    |  |  |  |   |  |  |  |            |
| PH200-T027  | 48500-95550-OED<br>48500-95680-OED   |   |   |   | ✓          |            |            |            |                                    |  |  |  |   |  |  |  |            |

| REF                | OEM   | ⚡   | 🔧 | 🔗 | 2T STROKES | 4T STROKES |
|--------------------|---|-----|---|---|------------|------------|
| REC38100-87E10-OED | 38100-87D00<br>38100-87D0IT<br>38100-87D02H<br>38100-87E10-OED<br>38100-87D01-OED<br>38100-87D01-02M              | 12V | 3 | 3 | ✓          |            |
|                    | DT90, DT100L-Y (1990-00)  |     |   |   |            |            |
|                    |                                |     |   |   |            |            |
| REC38100-96J00     | 38100-92J02<br>38100-92J10<br>38100-92J01<br>38100-93J02<br>38100-96J00<br>38100-96J01<br>38100-92J12             | 12V | 4 | 2 |            | ✓          |
|                    | DF90, DF100, DF115K1-K11 (2001-11)<br>DF200, DF225, DF250 (2004-11)<br>DF300T/Z (2007-2011)<br>DF150T/Z (2006-12) |     |   |   |            |            |
|                    |                              |     |   |   |            |            |

| REF            | OEM                             | ⚡   | 🔩 | 🔗 | 2T STROKES | 4T STROKES |
|----------------|---------------------------------|-----|---|---|------------|------------|
| REC38100-87J00 | 37100-87J00-OEP<br>38100-87JOEP | 12V | 4 | 2 |            | ✓          |

DF40, DF50X-K10 (1999-10)  
TMY99-00



| REF        | OEM   | ⚡   | 🔩 | 🔗 | 2T STROKES | 4T STROKES |
|------------|---|-----|---|---|------------|------------|
| PH200-T024 | 38100-87D10-0ED<br>38100-87D10-35J<br>38100-87D10-0IT<br>38100-92E00-0ED<br>38100-87E20-0ED | 12V | 3 | 2 |            | ✓          |

DT150, DT200, DT225W-K3 (1998-03)  
V6H-Y (1987-00)




| REF        | OEM                        | ⚡   | 🔩 | 🔗 | 2T STROKES | 4T STROKES |
|------------|----------------------------|-----|---|---|------------|------------|
| PH200-T046 | 38100-87J11<br>38100-87J20 | 12V | 4 | 2 |            | ✓          |

DF40, DF50X-K10 (1999-10)




| REF              | OEM                                       | ⚡   | 🔩 | 🔗 | 2T STROKES | 4T STROKES |
|------------------|---|-----|---|---|------------|------------|
| REC36120-ZW4-H12 | 38100-88L12<br>38100-88L11<br>38100-88L00 | 12V | 4 |   |            | ✓          |

DF40A, DF50A, DF60A (2010+)




| REF              | OEM  | ⚡   | 🔩 | 🔗 | 2T STROKES | 4T STROKES |
|------------------|--|-----|---|---|------------|------------|
| REC36120-ZY9-003 | 38100-87L03<br>38100-87L02<br>38100-87L01<br>38100-87L00 | 12V | 4 |   |            | ✓          |

DF70A, DF80A, DF90A (2009-16)




| REF              | OEM  | ⚡   | 🔩 | 🔗 | 2T STROKES | 4T STROKES |
|------------------|--|-----|---|---|------------|------------|
| REC36120-ZY6-013 | 38100-90J40<br>38100-90J30<br>38100-93J13<br>38100-93J11 | 12V | 4 |   |            | ✓          |

DF60, DF70 W-K9 (1998-09)




| REF                | OEM  | ⚡   | 🔩 | 🔗 | 2T STROKES | 4T STROKES |
|--------------------|--|-----|---|---|------------|------------|
| REC38100-99E01-0EP | 38100-99E01-0EP<br>38100-99E01-00<br>38100-99E01-0ED | 12V | 2 | 2 | ✓          | ✓          |

DF60, DF70W-K9 (1998-09)  
DT55, DT65J-X (1988-99)  
DT75, DT85J-Y (1988-00)



| REF                | OEM             | ⚡   | 🔩 | 🔗 | 2T STROKES | 4T STROKES |
|--------------------|-----------------|-----|---|---|------------|------------|
| REC38100-97E00-0ED | 38100-97E00-0ED | 12V | 4 | 2 |            | ✓          |

DT40C-W G-X (1986-99)



**POWER TRIM COMPLETO COMPLETE POWER TRIM ASSEMBLY**

| REF        | OEM             | 2T STROKES | 4T STROKES |
|------------|-----------------|------------|------------|
| REC18-6865 | 48600-94511-0ED | ✓          | ✓          |


3 RAM  
115-225HP  
SHOWA SYSTEM



**MOTORINO POWER TRIM COMPLETO POWER TRIM COMPLET**


| REF            | OEM   | 2T STROKES | 4T STROKES |
|----------------|---|------------|------------|
| REC48503-93J12 | 48503-93J10<br>48503-93J12<br>48503-94900-0FD | ✓          | ✓          |

DT115, DT140G-Y (1986-00)  
DF90 --> DF250  
Complete 3-Ram T/T System  
SHOWA SYSTEM



| RELÉ DE TRIM   | TRIM RELAY           | RELE TRIM   | RELAIS DE TRIM           |
|----------------|----------------------|---|--------------------------|
| REF            | OEM                  |  | 2T 4T<br>STROKES STROKES |
| REC38410-93J12 | 38410-93J12/11/10/00 | 40- 300 HP  | ✓                        |



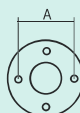

| SENSORES DE TRIM  | TRIM SENSORS   | SENSORI TRIM  | EMETTEUR DE TRIM   |
|---|--|---|--|
| REF   | OEM  | REF   | OEM  |
| REC34801-93J03  | 34801-93J03<br>34801-93J02<br>34801-93J01<br>34801-93J00 | REC34801-94710  | 34801-94710<br>34801-94700   |
|  | DF200, DF225, DF250 (2004+)                              |  | DF25, DF30 Y-K6 (2000-06)<br>DF40, DF50 X-K10 (1999-10)<br>DF60, DF70 W-K9 (1998-09)<br>DT55, DT65 J-X (1988-99)<br>DT75, DT85 J-Y (1988-00) |

| REF   | OEM   | REF | OEM |
|---|---|-----|-----|
| REC34801-99E04  | 34801-99E04<br>34801-99E03<br>34801-99E02<br>34801-99E01  |     |     |
|  | DF25, DF30 (A) (2000+)<br>DF40, DF50 X-K10 (2001-11)<br>DF60, DF70 W-K9 (1998-09)<br>DF90, DF100, DF115 (2001-11)<br>DF115WT, DF115WT-K3 (2003)<br>DF140 (2002-12)<br>DF150, DF175 (G/T/Z) (2006+)<br>DF200, DF225, DF250 (2004+) |     |     |

| TAPONES DE TRIM   | TRIM CAP   | TAPPO TRIM  | BOUCHON VERIN DE TRIM                                  |
|---|--|---|--|
| REF   | OEM  | REF   | OEM  |
| REC48630-96J03  | 48630-96J03<br>48630-96J02<br>48630-96J01  | REC48630-94900  | 48630-94900  |
|  | DF100A, DF115A, DF140A (2013-16)<br>DF140 (2000-12) (14002F/14002Z)<br>DF150T/Z, DF175T/Z (G) (2006-16)<br>DF150T (881864+)<br>DF150AP, DF175AP, DF200AP (2017+)<br>DF200, DF225, DF250 (2004-16)<br>DF200A/AP (2015-16) |  | DF60, DF70W-K9 (1998-09)<br>DT115, DT140 G-Y (1986-00) |

| REF   | OEM  | REF   | OEM                        |
|---|--|---|----------------------------|
| REC48630-92J00  | 48630-92J00  | REC48630-96J00  | 48630-96J00                |
|  | DF140WT, DF140WT (2003)<br>DF140 (2002-11)<br>DF115WT, SF115WT K3 (2003) |  | DF150, DF175 T/Z (2006-11) |

| REF   | OEM                           | REF   | OEM   |
|---|-------------------------------|---|---|
| REC48630-93J00  | 48630-93J00                   | REC48630-98L01  | 48630-98L01<br>48630-98L00  |
|  | DF200, DF225, DF250 (2004-11) |  | DF250AP, DF300AP (2012-18)<br>(25003P/30002P)<br>DF200, DF225, DF250 (2004+)<br>DF300T/Z (2007-11)<br>DF350A, DF325A (2018+)<br>DF300B (2020) |

| EXTRACTOR TAPONES TRIM  | TRIM PLUGS EXTRACTOR  | ESTRATTORE PER TAPPI DI TRIM | KIT EXTRACTEUR DE BOUCHONS TRIM   |                |
|---|---|------------------------------|---|----------------|
| REF   | REF   | TRIM PISTON                  | TILT PISTON   |                |
| RECTOOLTRIMKIT  | RECTOOLTRIM1 +<br>RECTOOLTRIM2 +<br>RECTOOLTRIM3                                    | RECTOOLTRIM2                 | RECTOOLTRIM3  |                |
|   |  |                              |  |                |
| REF   | REF   | REF                          | REF   |                |
| RECTOOLTRIM1  | 1/2" + RECPIN4 + RECPIN4.5  | 38 mm                        | RECIN4  | 3 PIN x 4 mm   |
| RECTOOLTRIM2  | 1/2" + RECPIN4 + RECPIN4.5  | 32 mm                        | RECIN4.5  | 3 PIN x 4.5 mm |
| RECTOOLTRIM3  | 1/2" + RECPIN6  | 35 mm                        | RECIN6  | 3 PIN x 6 mm   |
|   |  |                              |  |                |
| <p>Los pines de repuesto no tienen garantía.<br/>Replacement pins are not guaranteed.<br/>I perni di ricambio non sono garantiti.<br/>Les pines de remplacement ne sont pas garanties</p> |   |                              |   |                |

# SISTEMA DE GOBIERNO STEERING SYSTEM

# SISTEMA DI GUIDA SYSTÈME DE COMMANDE

## MANDOS DE CONTROL

## ENGINE CONTROLS

## COMANDI DI CONTROLLO

## BOITIER DE COMMANDE

### MANDO LATERAL

### SIDE CONTROL

### COMANDO LATERALE

### BOITIER LATERAL

| REF            | OEM         | POWER TRIM |
|----------------|-------------|------------|
| REC67200-94J20 | 67200-94J20 |            |
|                | 67200-91J00 |            |
|                | 67200-91J01 |            |
|                | 67200-91J04 |            |

- DF8A, DF9.9A (2010+)
- DF9.9, DF15 (2005-10)
- DF25, DF30 (2005-08)
- DF25A, DF30A (2014+)
- DF25V-TWIN (2006+)

| REF            | RO OEM          | POWER TRIM |
|----------------|-----------------|------------|
| REC67200-99E56 | 67200-99E56     |            |
|                | 67200-99E10-OEP |            |
|                | 67200-99E30-OEP | ✓          |
|                | 67200-99E50     |            |
|                | 67200-99E51     |            |

- DF25, DF30 (W+W/O PT) (2000-04)
- DF40, DF50 (1999-04)
- DF60, DF70 (1998-04)

| REF            | RO OEM      | POWER TRIM |
|----------------|-------------|------------|
| REC67200-93J51 | 67200-93J51 |            |
|                | 67200-93J50 |            |
|                | 67200-93J06 |            |
|                | 67200-93J04 |            |
|                | 67200-93J03 | ✓          |
|                | 67200-93J02 |            |
|                | 67200-93J01 |            |
|                | 67200-93J00 |            |

- DF25A, DF30A (2014+)
- DF40, DF50 (2005-10)
- DF40A, DF50A, DF50AV, DF60A, DF60AV (2010+)
- DF60Q, DF70 (2005-10)
- DF70A, DF90A (2010+)
- DF90, DF115, DF140 (2005+)
- DF150, DF175, DF200A (2006+)
- DF200, DF225, DF250 (2005+)



RECmar®

new

REC67200-94J20

REC67200-99E56  
REC67200-93J51

## INTERRUPTOR DE TRIM MANDOS LATERALES

## TRIM SWITCH SIDE CONTROLS

## INTERRUTTORE TRIM COMANDO LATERALE

## INTERRUPTEUR TRIM BOITIER LATERAL

| REF            | OEM                           |
|----------------|-------------------------------|
| REC37850-90J06 | 37850-90J00,01,02,03,04,05,06 |

- DF25 -->DF250



new



MANDO PARA CONSOLA

CONSOLE CONTROL

COMANDO PER  
CONSOLLA

BOITIER POUR CONSOLE

SUZUKI (BINACLE)

new

| REF            | RO<br>OEM                                 | POWER<br>TRIM |
|----------------|---|---------------|
| REC67200-88L00 | 67200-88L00<br>67200-93J12<br>67200-93J13 | ✓             |

**RECMAR®**



| REF            | RO<br>OEM                  | POWER<br>TRIM |
|----------------|----------------------------|---------------|
| REC67200-88L10 | 67200-88L10<br>67200-93J15 | ✓             |



INTERRUPTOR DE TRIM  
MANDOS CONSOLA SIMPLE

TRIM SWITCH  
SINGLE CONTROLS

INTERRUTTORE TRIM  
PANELLO SINGOLO

INTERRUPTEUR TRIM  
CONSOLE SIMPLE

new

| REF            | OEM         |
|----------------|-------------|
| REC37850-93J10 | 37850-93J10 |

DF8 -->DF250



INTERRUPTOR DE TRIM  
MANDOS CONSOLA DUAL

TRIM SWITCH  
DUAL CONTROLS


INTERRUTTORE TRIM  
PANELLO DOPPIO

INTERRUPTEUR TRIM  
CONSOLE DOUBLE

new

| REF            | OEM         |
|----------------|-------------|
| REC37220-92E00 | 37220-92E00 |

DF40 -->DF250



INTERRUPTORES  
PARA MANDOS

SWITCHES FOR  
ENGINE CONTROLS

INTERRUTTORI PER  
CONTROLLO

INTERRUPTEUR DE  
CONTRÔLE

INTERRUPTOR PANEL


SWITCH

INTERRUTTORE PANELLO

TABLEAU DE DEMARRAGE

new

| REF            | OEM         | DF |
|----------------|-------------|----|
| REC37100-96J25 | 37100-96J20 | 1  |
|                | 37100-96J21 |    |
|                | 37100-96J22 |    |
|                | 37100-96J23 |    |
|                | 37100-96J24 |    |
| REC37100-96J15 | 37100-96J25 | 2  |
|                | 37100-96J14 |    |
|                | 37100-96J15 |    |



SUZUKI

RECAMBIOS  
MARINOS

## ARNÉS

## ARNES

## CAVI

FAISCEAU  
ELECTRIQUEEXTENSIÓN DE ARNÉS  
SISTEMAS ANALOGICOSARNES EXTENSION  
ANALOGIC SYSTEMESTENSIONE  
SISTEMA ANALOGICORALLONGE FAISCEAU  
SISTEME ANALOGIQUE

| REF            | OEM         | POWER TRIM |
|----------------|-------------|------------|
| REC36620-93J02 | 36620-93J02 | 5 m ✓      |
| REC36620-94J01 | 36620-94J01 | 5 m        |



REC36620-93J02



REC36620-94J01

new

## COMPONENTES

## COMPONENTS

## COMPONENTI

## COMPOSANT

## CONECTORES DE CABLES

## CABLE CONNECTOR

## CAVO CONNETTORE

## EMBOUT DE CABLE

| REF             | OEM         |
|-----------------|-------------|
| PAF25-07000007W | 67275-95600 |



## CLIP

## CLIP

## CLIP

## CLIP

| REF         | OEM         |
|-------------|-------------|
| PAGB/T896-6 | 57292-94300 |

PLACA CERRADURA  
SELECTOR

## BLOCK CONTROL HANDLE

PLACCA SERRATURA  
SELETORECALE POIGNEE DE  
CONTROLE

| REF             | OEM         |
|-----------------|-------------|
| PAF15-13010010W | 67256-95600 |



## CASQUILLO BASCULANTE

## BUSH, SWIVEL

## TAPPO GIREVOLE

## BAGUE

| REF            | OEM                        |
|----------------|----------------------------|
| REC43211-87JLO | 43211-87JLO<br>43211-94401 |



DF8 (2010+)  
DF9.9 (2004+)  
DF15 (2004+)  
DF20 (2011+)



| REF            | OEM         |
|----------------|-------------|
| REC43211-94401 | 43211-94401 |



DF15 (1989-97)  
DT35 (1986-89)  
DT40 (1986-98)  
DF9.9 (2006-10)  
DF15 (2004-10)  
DF25 (2000-07)  
DF30 (2000-07)  
DF40 (1999-10)  
DF50 (1999-10)



| REF            | OEM                        |
|----------------|----------------------------|
| REC43711-97E11 | 43711-97E00<br>43711-97E11 |



DT40 --> DT225 HP  
DF40 --> DF300 HP



new

**CABLE DE ACELERADOR**

**THROTTLE CABLE**

**CAVO ACCELERATORE**

**CÂBLE D'ACCELERATEUR**

| REF                | OEM             |        |   |
|--------------------|-----------------|--------|---|
| REC63610-89E01     | 63610-89E01-000 |        | DT15C (1989-97)   |
| REC63610-93501     | 63610-93501-000 |        | DT9.9 - 16 (1982-92)                                      |
| REC63610-96302     | 63610-96302-000 | 490 mm | D20, DT25, DTG-Y (1986-00)                                |
| REC63610-96321-000 | 63610-96321-000 | 560 mm | DT9.9K, DT15K-G-Y (1986-00)<br>DT9.9, DT15K1-K4 (2001-04) |
| REC63610-94402     | 63610-94402-000 |        | DT40C-W-G-X (1986-99)<br>DT40W-K1-K4 (2001-04)            |
| REC63610-91J20     | 63610-91J20     |        | DF4, DF5, DF6 (2002-15)                                   |
|                    | 63610-91J00     |        |   |
|                    | 63610-91J01     |        |   |
|                    | 63610-91J03     |        |   |
|                    | 63610-91J04     |        |   |



**new**

**CABLES DE CONTROL**

**CONTROL CABLES**

**CAVI COMANDO**

**CÂBLES DE COMMANDE**

Recorrido trabajo: 76 mm.  
Rosca 10-32"

Travel 3"  
Threaded 10-32"


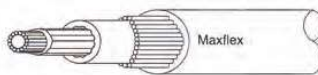
Estensione 76 mm  
Filetto 10-32"

Course: 76 mm.  
Fil 10-32

maxflex



| REF        | RO              |              |
|------------|-----------------|--------------|
| PRE3300C08 | 99105-11002-008 | 8' / 2,45 m  |
| PRE3300C09 | 99105-11002-009 | 9' / 2,75 m  |
| PRE3300C10 | 99105-11002-010 | 10' / 3,05 m |
| PRE3300C11 | 99105-11002-011 | 11' / 3,35 m |
| PRE3300C12 | 99105-11002-012 | 12' / 3,65 m |
| PRE3300C13 | 99105-11002-013 | 13' / 3,95 m |
| PRE3300C14 | 99105-11002-014 | 14' / 4,25 m |
| PRE3300C15 | 99105-11002-015 | 15' / 4,60 m |
| PRE3300C16 | 99105-11002-016 | 16' / 4,90 m |
| PRE3300C17 | 99105-11002-017 | 17' / 5,20 m |
| PRE3300C18 | 99105-11002-018 | 18' / 5,50 m |
| PRE3300C19 | 99105-11002-019 | 19' / 5,80 m |
| PRE3300C20 | 99105-11002-020 | 20' / 6,10 m |
| PRE3300C21 | 99105-11002-021 | 21' / 6,40 m |
| PRE3300C22 | 99105-11002-022 | 22' / 6,70 m |
| PRE3300C23 | 99105-11002-023 | 23' / 7,00 m |
| PRE3300C24 | 99105-11002-024 | 24' / 7,30 m |
| PRE3300C25 | 99105-11002-025 | 25' / 7,60 m |
| PRE3300C26 | 99105-11002-026 | 26' / 7,90 m |
| PRE3300C27 | 99105-11002-027 | 27' / 8,25 m |
| PRE3300C28 | 99105-11002-028 | 28' / 8,55 m |
| PRE3300C29 | 99105-11002-029 | 29' / 8,85 m |
| PRE3300C30 | 99105-11002-030 | 30' / 9,15 m |



**DIRECCIÓN HIDRÁULICA**

**HYDRAULIC STEERING**

**TIMONERIA IDRAULICA**

**DIRECTION HYDRAULIQUE**

Bomba de aluminio, con válvula anti-retorno incorporada. Cilindro de aluminio y acero inoxidable, con purgadores. Se suministra completa con racors, tubo flexible de rilsan y 2L de aceite hidráulico

Helm pump made in aluminum, with non-return valve incorporated. Cylinder in aluminum and stainless steel, with breather valves. Completed with racors, rilsan tubing and 2L hydraulic oil.

Corpo pompa in alluminio, con valvola anti-ritorno incorporata. Cilindro in alluminio e acciaio inox, con spurgo. Si vende completa di raccordi, tubo flessibile e 2 l di olio idraulico.

Corps de pompe en aluminium, avec clapet anti-retour intégré. Vérin en aluminium et acier inox, avec purge. Kit vendu complet avec raccords, flexible et 2L d'huile hydraulique.

|                           |                    |                             |                      | TX4200K<br>150 HP   | TX6400K<br>300 HP    |
|---------------------------|--------------------|-----------------------------|----------------------|---------------------|----------------------|
| Modelo bomba              | Pump model         | Modello pompa               | Modèle pompe         | BayStar             | SeaStar              |
| Capacidad bomba           | helm volume        | Cap. Pompa                  | Capacité             | 23 cm <sup>3</sup>  | 27,8 cm <sup>3</sup> |
| Modelo cilindro           | Cylinder model     | Mod. Cilindro               | Mod. vérin           | HC4645H             | HC5345H              |
| Capacidad cilindro        | Cylinder volume    | Cap. Cilindro               | Capacité             | 105 cm <sup>3</sup> | 139 cm <sup>3</sup>  |
| Carrera del pistón        | Cylinder travel    | Corsa pistone               | Course               | 206 mm              | 206 mm               |
| Nº vueltas babor-estribor | Turns lock to lock | Nº giri a destra e sinistra | Nombre de tours      | 5                   | 5                    |
| Manguera con racors       | Hose with racors   | Tubo con raccordo           | Tuyaux avec raccords | 2 x 6 m             | 2 x 7 m              |
| Velocidad máxima          | Max. speed         | Velocità max                | Vitesse max          | 50 kn               | 65 kn                |



**SUZUKI**

**RECAMBIOS MARINOS**

# SISTEMA DE REFRIGERACIÓN COOLING SYSTEM

# SISTEMA DI RAFFREDDAMENTO SYSTÈME DE REFROIDISSEMENT

## TERMOSTATO

## THERMOSTAT

## TERMOSTATO

## THERMOSTAT


### TERMOSTATO


### THERMOSTAT

### TERMOSTATO

### THERMOSTAT

| REF             | OEM         | °C  |
|-----------------|-------------|-----|
| REC67F-12411-01 | 17670-93J00 | 60° |


new



 DF70A, DF80A, DF90A (2009+)  
 DF100B (2018+)  
 DF90, DF100, DF115 (2001-11)  
 DF140 (2002-12)  
 DF115WT, DF140WTK-3 (2003)  
 DF150T/Z, DF175T/Z (2006-11)  
 DF200, DF225, DF250 (2004+)  
 DF300T/Z (2007-11)


| REF            | OEM                        | °C  |
|----------------|----------------------------|-----|
| REC17670-91J01 | 17670-91J01<br>17670-91J00 | 50° |


new



 DF2.5 (2006)  
 DF4, DF5, DF6 (2002+)  
 DF9.9B, DF15A, DF20A (2013+)


| REF            | OEM         | °C  |
|----------------|-------------|-----|
| REC17670-87J00 | 17670-87J00 | 72° |


new



 DF40, DF50X-K10 (1999-10)  
 DF60, DF70W-K9 (1998-09)


| REF            | OEM         | °C  |
|----------------|-------------|-----|
| REC17670-93962 | 17670-93962 | 50° |


new



 DF40, DF50X-K10 (1999-10)  
 DF60, DF70W-K9 (1998-09)  
 DT20, DT25, DT30G-Y (198600)  
 DT25, DT30 K1-K2 (2001-02)  
 DT40C-W G-X (1986-99)  
 DT40WK1-K4 (2001-04)  
 DT55, DT65J-X (1988-99)  
 DT9.9, DT15K1-K4 (2001-04)  
 DT9.9K, DT15K G-Y (1986-00)


| REF            | OEM        | °C  |
|----------------|------------|-----|
| REC17670-90J10 | 1770-90J10 | 71° |


new


 DF100A, DF115A, DF140A (2013+)  
 DF140 (2002-12)  
 DF150, DF175 (2006+)  
 DF200, DF250, DF225 (2004+)  
 DF300 (2019+)  
 DF70, DF80, DF90 (A) (2009+)  
 DF100B (2018+)  
 DF90, DF100, DF115 (2001-11)

| REF            | OEM         | °C  |
|----------------|-------------|-----|
| REC17670-94402 | 17670-94402 | 60° |


new



 DF25, DF30Y-K6 (2000-06)  
 DF640, DF50X-K10 (1999-10)  
 DF60, DF70W-K9 (1998-09)  
 DF9.9, DF15 (1996-11)  
 DT20, DT25, DT30G-Y (1986-00)  
 DT25, DT30K1-K2 (2001-02)  
 DT40C-W G-X (1986-99)  
 DT40W K1-K4 (2001-04)  
 DT9.9, DT15 (1986-04)


| REF            | OEM         | °C  |
|----------------|-------------|-----|
| REC17670-90J20 | 17670-90J20 | 50° |


new


 DF100, DF115, DF140 (2013+)  
 DF150, DF175, DF200 (2018+)  
 DF150, DF175 (2012+)  
 DF200A/AP/AT (2015+)  
 DF250AP, DF300AP (2012+)

| REF            | OEM                        | °C  |
|----------------|----------------------------|-----|
| REC17670-94J01 | 17670-94J01<br>17670-94J00 | 60° |


new


 DF8A, DF9.9A (AR) (2010+)  
 DF9.9, DF15 (R) (2004-12)  
 DF20R, DF25R/Q, V2 (2006-13)  
 DF25A, DF30A (2015+)





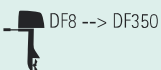
TAPÓN DE AGUA

WATER FLUSH PLUG

TAPPO ACQUA

BOUCHON DE REFROIDISSEMENT

| REF            | OEM         |
|----------------|-------------|
| REC17913-93J00 | 17913-93J00 |



| REF            | OEM                        |
|----------------|----------------------------|
| REC17914-93J00 | 17914-93J00<br>17914-93JLO |



new

IMPULSORES

IMPELLERS

GIRANTE

TURBINES

GUÍA DE IMPULSORES

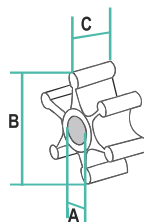
IMPELLER GUIDE

GUIDA GIRANTE

GUIDE TURBINES

2T  
STROKES

|       |           | REF            | OEM                   | CEF        | A (mm) | B (mm) | C (mm) |
|-------|-----------|----------------|-----------------------|------------|--------|--------|--------|
| DT4   | 1988-01   | REC17461-98503 | 17461-98501,2,3       | CEF500336  | 10,15  | 41     | 14     |
| DT5   | 1986-02   | REC17461-98503 | 17461-98501,2,3       | CEF500336  | 10,15  | 41     | 14     |
| DT6   | 1984-02   | REC17461-98503 | 17461-98501,2,3       | CEF500336  | 10,15  | 41     | 14     |
| DT8   | 1980-87   | REC17461-98503 | 17461-98501,2,3       | CEF500336  | 10,15  | 41     | 14     |
| DT8   | 1988-97   | REC17461-92D02 | 17461-92D02           | CEF500319  | 12,2   | 42     | 20     |
| DT9,9 | 1980-87   | REC17461-93004 | 17461-93001,3,4       | CEF500398  | 15     | 70     | 12,5   |
| DT9,9 | 1988-97   | REC17461-92D02 | 17461-92D02           | CEF500319  | 12,2   | 42     | 20     |
| DT14  | 1977-80   | REC17461-93004 | 17461-93001,3,4       | CEF500398  | 15     | 70     | 12,5   |
| DT15  | 1986-97   | REC17461-93903 | 17461-93901,2,3       | CEF500329  | 13,2   | 42     | 22     |
| DT16  | 1977-82   | REC17461-93004 | 17461-93001,2,3,4     | CEF500398  | 15     | 70     | 12,5   |
| DT20  | 1986-88   | REC17461-96312 | 17461-96301           | CEF500362G | 17,1   | 67,5   | 16,18  |
| DT25  | 1977-82   | REC17461-93004 | 17461-93001,2,3,4     | CEF500398  | 15     | 70     | 12,5   |
| DT25  | 1983-88   | REC17461-96312 | 17461-96301           | CEF500362G | 17,1   | 67,5   | 16,18  |
| DT25  | 1989-00   |                | 17461-96400           | CEF500399  | 17,2   | 67     | 16,16  |
| DT28  | 1972-82   | REC17461-93004 | 17461-93002           | CEF500398  | 15     | 70     | 12,5   |
| DT30  | 1983-85   | REC17461-96312 | 17461-96301           | CEF500362G | 17,1   | 67,5   | 16,18  |
| DT30  | 1989-00   |                | 17461-96400           | CEF500399  | 17,2   | 67     | 16,16  |
| DT35  | 1987-89   | REC17461-96312 | 17461-96301           | CEF500362G | 17,1   | 67,5   | 16,18  |
| DT40  | 1983      | REC17461-94700 | 17461-95201           | CEF500312  | 19,13  | 51,8   | 19     |
| DT40  | 1984-98   | REC17461-96312 | 17461-96310           | CEF500362G | 17,1   | 67,5   | 16,18  |
| DT50  | 1978-84   | REC17461-95300 | 17461-95501,95300     | CEF500360  | 20,1   | 67,5   | 19     |
| DT55  | 1985-97   | REC17461-94700 | 17461-94700,1         | CEF500361  | 17,1   | 67     | 19     |
| DT60  | 1983      | REC17461-94700 | 17461-95200           | CEF500361  | 17,1   | 67     | 19     |
| DT60  | 1984      | REC17461-96312 | 17451-96301           | CEF500362G | 17,1   | 67,5   | 16,18  |
| DT65  | 1985-97   | REC17461-94700 | 17461-94701           | CEF500361  | 17,1   | 67     | 19     |
| DT75  | 1983-97   | REC17461-95300 | 17461-95501,95300,1,2 | CEF500360  | 20,1   | 67,5   | 19     |
| DT85  | 1983-00   | REC17461-95300 | 17461-95501,95300,1,2 | CEF500360  | 20,1   | 67,5   | 19     |
| DT90  | 1988+     | REC17461-87E12 | 17461-87E12           | CEF500365  | 22,2   | 78,3   | 35,1   |
| DT100 | 1988+     | REC17461-87E12 | 17461-87E12           | CEF500365  | 22,2   | 78,3   | 35,1   |
| DT115 | 1986-01   | REC17461-90J01 | 17461-94510           | CEF500367  | 24,3   | 86     | 31,7   |
| DT140 | 1986-01   | REC17461-90J01 | 17461-94510           | CEF500367  | 24,3   | 86     | 31,7   |
| DT150 | 1987-96   | REC17461-90J01 | 17461-90J01           | CEF500367  | 24,3   | 86     | 31,7   |
| DT200 | 1998-03   | REC17461-90J01 | 17461-90J00           | CEF500367  | 24,3   | 86     | 31,7   |
| DT225 | 1998-2003 | REC17461-90J01 | 17461-90J00           | CEF500367  | 24,3   | 86     | 31,7   |



REC17461-98503



REC17461-92D02



REC17461-93004



REC17461-93903



REC17461-96312



REC17461-94700



REC17461-95300



REC17461-87E12

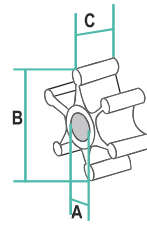


REC17461-90J01

SUZUKI

RECAMBIOS MARINOS

|       |         | REF            | OEM               | CEF        | A<br>(mm) | B<br>(mm) | C<br>(mm) |
|-------|---------|----------------|-------------------|------------|-----------|-----------|-----------|
| DF2,5 | 2003+   | REC17461-97JM0 | 17461-97110       |            |           |           |           |
| DF4   | 2003+   | REC17461-98503 | 17461-98503       | CEF500336  | 10,15     | 41        | 14        |
| DF6   | 2003+   | REC17461-98503 | 17461-98503       | CEF500336  | 10,15     | 41        | 14        |
| DF8   | 2010+   | REC17461-93903 | 17461-93903       | CEF500329  | 13,2      | 42        | 22        |
| DF9,9 | 2004+   | REC17461-93903 | 17461-93903       | CEF500329  | 13,2      | 42        | 22        |
| DF15  | 2004+   | REC17461-93903 | 17461-93903       | CEF500329  | 13,2      | 42        | 22        |
| DF25  | 1999-10 | REC17461-96312 | 17461-96312       | CEF500362G | 17,1      | 67,5      | 16,18     |
| DF25A | 2015+   | REC17461-96312 | 17461-94L00       |            |           |           |           |
| DF30  | 1999-07 | REC17461-96312 | 17461-96312       | CEF500362G | 17,1      | 67,5      | 16,18     |
| DF30A | 2015+   | REC17461-96312 | 17461-94L00       |            |           |           |           |
| DF40  | 1999+   | REC17461-96312 | 17461-96312       | CEF500362G | 17,1      | 67,5      | 16,18     |
| DF50  | 1999+   | REC17461-96312 | 17461-96312       | CEF500362G | 17,1      | 67,5      | 16,18     |
| DF60  | 1998-09 | REC17461-87E12 | 17461-87E10,11,12 | CEF500365  | 22,2      | 78,3      | 26        |
| DF70  | 1998+   | REC17461-87E12 | 17461-87E10,11,12 | CEF500365  | 22,2      | 78,3      | 26        |
| DF80  | 2010+   | REC17461-87E12 | 17461-87E10,11,12 | CEF500365  | 22,2      | 78,3      | 26        |
| DF90  | 2010+   | REC17461-87E12 | 17461-87E10,11,12 | CEF500365  | 22,2      | 78,3      | 26        |
| DF100 | 2001+   | REC17461-90J01 | 17461-90J01       | CEF500367  | 24,3      | 86        | 31,7      |
| DF115 | 2002+   | REC17461-90J01 | 17461-90J01       | CEF500367  | 24,3      | 86        | 31,7      |
| DF140 | 2002+   | REC17461-90J01 | 17461-90J01       | CEF500367  | 24,3      | 86        | 31,7      |
| DF150 | 2008+   | REC17461-90J01 | 17461-90J01       | CEF500367  | 24,3      | 86        | 31,7      |
| DF175 | 2007+   | REC17461-90J01 | 17461-90J01       | CEF500367  | 24,3      | 86        | 31,7      |
| DF200 | 2004+   | REC17461-93J00 | 17461-93J00       | CEF500393  | 24,3      | 87        | 39        |
| DF225 | 2004+   | REC17461-93J00 | 17461-93J00       | CEF500393  | 24,3      | 87        | 39        |
| DF250 | 2004+   | REC17461-93J00 | 17461-93J00       | CEF500393  | 24,3      | 87        | 39        |
| DF300 | 2007+   | REC17461-93J00 | 17461-93J00       | CEF500393  | 24,3      | 87        | 39        |



REC17461-97JM0



REC17461-98503



REC17461-96312



REC17461-87E12



REC17461-90J01



REC17461-93J00

CHAVETA

KEY

CHIAVETTA

CLAVETTE

| REF            | OEM                        |                |
|----------------|----------------------------|----------------|
| REC09420-03005 | 09420-03005<br>09420-03009 | REC17461-93903 |

DF15 (2012)  
DF8Z, DF9.9A (AR) (2010+)  
DF9.9, DF15 (R) (2004-11)  
DF9.9B, DF15A, DF20A (2013+)



| REF            | OEM         |
|----------------|-------------|
| REC17462-93990 | 17462-93990 |

DT9.9 (1983-87)  
DT15 (1983-97)  
DF9.9 (2004-10)  
DF15 (2004-10)



| REF            | OEM         |                |
|----------------|-------------|----------------|
| REC09420-03002 | 09420-03002 | REC17461-98503 |

DF4, DF5, DF6 (2006+)  
DT4/J4, DT5Y (1988-00)  
DT4K1 (2001)  
DT5, DT6, DT8G-Y (1986-00)  
DT5Y (1998-02)  
DT6, DT8Y-K2 (2000-02)



| REF            | OEM                        |
|----------------|----------------------------|
| REC09420-05009 | 09420-05009<br>09420-05006 |

DF115WT, DF140WT K3 (2003)  
DT115, DT140G-Y (1986-00)  
DT150, DT200, DT225W-K3 (1989-03)  
V6H-Y (1987-00)  
DF100A, DF115, DF140A (2013+)  
DF140 (2002-12)  
DF150, DF175 (2006+)  
DF200, DF225, DF250 (2004+)  
DF250AP, DF300AP (2013+)  
DF350, DF300 (2007)  
DF90, DF100, DF115 (2001-11)



new

| REF            | OEM         |                |
|----------------|-------------|----------------|
| REC09420-04006 | 09420-04006 | REC17461-96312 |

DF20R, DF25 (RVZ) (2006-11)  
DF25/R/QVZ (2013)  
DF25, DF30Y-K6 (2000-06)  
DF40, DF50X-K10 (1999-10)  
DF40A, DF50A, DF60A (2010+)  
DT20, DT25, DT30G-Y (1986-00)  
DT25, DT30 K1-K2 (2001-02)  
DT25C, DT30C K-Y (1989-00)  
DT40C-W G-X (1986-99)  
DT40W K1-K4 (2001-04)



new


TAPA DEL IMPULSOR

IMPELLER PLATE


COPERCHIO GIRANTE

PLAQUE DE POMPE À EAU


| REF            | OEM                                       |
|----------------|---|
| REC17471-92J02 | 17471-93J02<br>17471-93J01<br>17471-93J00 |




**new**

 DF150, DF175 (T/Z) (2006+)  
 DF200, DF225, DF250 (2004+)  
 DF150AP, DF175AP, DF200AP (2017+)  
 DF150AT, DF175AT, DF200AT (2019)  
 DF200A/AP (2015-17)  
 DF200AT/AZ (2018)


| REF            | OEM                                       |
|----------------|---|
| REC17471-92J00 | 17471-92J00<br>17471-87E00<br>17471-87E01 |




**new**

 DT90, DT100L-Y (1990-00)  
 DF60, DF70W-K9 (1998-09)  
 DF90, DF100, DF115 (2001-11)  
 DF140 (2002-12)  
 DF100A, DF115A, DF140A (2013+)

| REF            | OEM                        |
|----------------|----------------------------|
| REC17471-95J01 | 17471-95J01<br>17471-95J00 |




**new**

 DF20R, DF25, DF25R/Q (V2) (2006-13)  
 DF40A, DF50A, DF60A (2010+)

| REF            | OEM            |
|----------------|----------------|
| REC17471-97J00 | 17471-97J00-00 |



**new**

 DF2.5 (2006-11)

| REF            | OEM                        |
|----------------|----------------------------|
| REC17471-98601 | 17471-98601<br>17471-98600 |



**new**

 DT4-J4-DT5Y (1988-00)  
 DT4K1 (2001)  
 DT5Y (1998-02)


| REF            | OEM         |
|----------------|-------------|
| REC17471-97JL0 | 17471-97JL0 |




**new**


 DT2.5 (2012+)


| REF            | OEM         |
|----------------|-------------|
| REC17471-94401 | 17471-94401 |



 DF25, DF30Y-K6 (2000-06)  
 DF40, DF50X-K10 (1999-10)  
 DF20, DF25, DF30G-Y (1986-00)  
 DF25C, DT30C-K-Y (1989-00)  
 DT40C-W-G-X (1986-99)  
 DT25, DT30 K1-K2 (2001-02)  
 DT40W - K1-K4 (2001-04)

| REF            | OEM         |
|----------------|-------------|
| REC17471-93902 | 17471-93902 |



 DF9.9(R)T-K3 (1996-11)  
 DF15(R)-K3 (1996-12)  
 DT15C (1989-97)  
 DT9.9, DT15K1-K4 (2001-04)  
 DT9.9K, DT15K-G-K4 (2001-04)  
 DT9.9K, DT15K-G-Y (1986-00)

BOMBA DE AGUA

WATER PUMP

POMPA ACQUA

POMPE À EAU

CUERPO BOMBA DE AGUA

HOUSING, WATER PUMP

CORPO, POMPA ACQUA

CORPS DE POMPE À EAU

| REF            | OEM                        |
|----------------|----------------------------|
| REC17411-93901 | 17411-93901<br>17410-93910 |



 DT9.9, DT15 K1-K4 (2001-04)  
 DT9.9K, DT15K-G-Y (1986-00)  
 DT15C (1989-97)  
 DF9.9, DF15 (R) (2004-11)  
 DF9.9, DF15T-K3 (1996-03)


| REF            | OEM  |
|----------------|--|
| REC17450-93921 | 17450-93921<br>17450-93920<br>17450-93930<br>17450-93440 |




**new**

 DT9.9K, DT15K G-Y (1986-00)

| REF            | OEM                        |
|----------------|----------------------------|
| REC17411-94421 | 17411-94421<br>17410-94431 |



 DF40, DF50X-K10 (1999-10)  
 DT20, DT25, DT30G-Y (1986-00)  
 DT25, DT30 K1-K2 (2001-02)  
 DT40C-W-G-X (1986-99)  
 DT40W K1-K4 (2001-04)  
 DF25, FG30Y-K6 (2000-06)


TAPA DE LA BOMBA


WATER PUMP, COVER

COPERCHIO POMPA

PLAQUE DE POMPE À EAU

| REF                | OEM                                |
|--------------------|------------------------------------|
| REC56130-94413-OEP | 56130-94413-OEP<br>56130-94411-OEP |


 DF40, DF50X-K10 (1999-10)  
 DF40W-K1-K4 (2001-04)



| REF                | OEM                                |
|--------------------|------------------------------------|
| REC56130-96331-OEP | 56130-96331-OEP<br>56130-96320-OEP |


 DT25, DT30



new

JUNTA BASE DE BOMBA

WATER PUMP, GASKET BASE

GUARNIZIONE BASE POMPA

JOINT, BASE DE POMPE À EAU

| REF            | OEM         |
|----------------|-------------|
| REC17472-98J00 | 17472-98J00 |


 DF250AP, DF300AP (2012+)  
 DF300T/Z (2007-11)



| REF            | OEM         |
|----------------|-------------|
| REC17472-97JL0 | 17472-97JL0 |


 DF2.5 (2012+)




new

| REF            | OEM         |
|----------------|-------------|
| REC17472-97J00 | 17472-97J00 |


 DF2.5 (2006-11)




| REF            | OEM         |
|----------------|-------------|
| REC17472-87L00 | 17472-87L00 |



 DF70A, DF80A, DF90A (2009+)  
 DF100B (2018+)




new

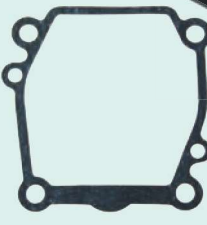
| REF            | OEM                                       |
|----------------|---|
| REC17472-96303 | 17472-96301<br>17472-96302<br>17472-96303 |


 DT20, DT25, DT30 (1986-04)  
 DF25, DF30 (2000-06)  
 DF20R, DF25R (VZ) (2006-13)  
 DF40, DF50 (1999-10)  
 DF40A, DF50A, DF60A (2010+)



| REF            | OEM                        |
|----------------|----------------------------|
| REC17472-87E10 | 17472-87E10<br>17472-87E00 |


 DF100A, DF115A, DF140A (2013+)  
 DF115WT, DF140WT K3 (2003)  
 DF140 (2002-12)  
 DF60, DF70 W-K9 (1998-09)  
 DF90, DF100, DF115 (2001-11)  
 DF40A, DF50A, DF60A (2014+)  
 DT90, DT100L-Y (1990-00)



new


JUNTA TÓRICA BOMBA DE AGUA


WATER PUMP, O-RING

GUARNIZIONE


JOINT TORIQUE DE POMPE À EAU


| REF            | OEM         |
|----------------|-------------|
| REC17417-92J00 | 17417-92J00 |


 DF140 (2002-11)  
 DF90, DF100, DF115 (2001-11)




| REF            | OEM         |
|----------------|-------------|
| REC17416-92J10 | 17416-92J10 |



 DF100A, DF115A, DF140A (2013+)  
 DF140 (2002-12)  
 DF90, DF100, DF115 (2001-11)




new


| REF            | OEM         |
|----------------|-------------|
| REC17416-93J00 | 17416-93J00 |


 DF200, DF225, DF250 (2000+)  
 DF250AP, DF300AP (2012+)  
 DF300T/Z (2007-11)  
 DF325A, DF350A (2018+)




| REF            | OEM         |
|----------------|-------------|
| REC17416-95J00 | 17416-95J00 |



 DF20R, DF25R (VZ) (2006-13)  
 DF40A, DF50A, DF60A (2010+)




new


| REF            | OEM         |
|----------------|-------------|
| REC17416-96J00 | 17416-96J00 |


 DF150AP, DF175AP, DF200AP (2017+)  
 DF150AT, DF175AT, DF200AT (2019)  
 DF150T, DF175T (G)/Z (2006-18)  
 DF200A, DF200AP (2015-17)  
 DF200AT/AZ (2018)







































| REF            | OEM         |
|----------------|-------------|
| REC17416-99E10 | 17416-99E10 |


 DF40A, DF50A, DF60A (2014+)  
 DF70A, DF80A, DF90A (2009+)  
 DF100B (2018+)



new



| JUNTAS BOMBA   | WATER PUMP GASKET  | GUARNIZIONE POMPA | JOINTS POMPE   |             |   |  |  |     |     |                |             |   |  |
|--|--|-------------------|----------------|-------------|---|--|--|-----|-----|----------------|-------------|---|--|
| <table border="1"> <thead> <tr> <th>REF</th> <th>OEM</th> </tr> </thead> <tbody> <tr> <td>REC17452-93910</td> <td>17452-93910</td> </tr> <tr> <td></td> <td>DF9.9, DF15T-K3 (1996-03)<br/>DT15C (1989-97)<br/>DT9.9K, DT15K-G-Y (1986-00)<br/>DT9.9, DT15 K1-K4 (2001-04)</td> </tr> </tbody> </table>     | REF  | OEM               | REC17452-93910 | 17452-93910 |    | DF9.9, DF15T-K3 (1996-03)<br>DT15C (1989-97)<br>DT9.9K, DT15K-G-Y (1986-00)<br>DT9.9, DT15 K1-K4 (2001-04) | <table border="1"> <thead> <tr> <th>REF</th> <th>OEM</th> </tr> </thead> <tbody> <tr> <td>REC17472-92D10</td> <td>17472-92D10</td> </tr> <tr> <td></td> <td>DT8C, DT9.9C-J-V (1988-97)</td> </tr> </tbody> </table>                                    | REF | OEM | REC17472-92D10 | 17472-92D10 |    | DT8C, DT9.9C-J-V (1988-97)                                 |
| REF  | OEM  |                   |                |             |   |  |  |     |     |                |             |   |  |
| REC17452-93910   | 17452-93910  |                   |                |             |   |  |  |     |     |                |             |   |  |
|   | DF9.9, DF15T-K3 (1996-03)<br>DT15C (1989-97)<br>DT9.9K, DT15K-G-Y (1986-00)<br>DT9.9, DT15 K1-K4 (2001-04) |                   |                |             |   |  |  |     |     |                |             |   |  |
| REF  | OEM  |                   |                |             |   |  |  |     |     |                |             |   |  |
| REC17472-92D10   | 17472-92D10  |                   |                |             |   |  |  |     |     |                |             |   |  |
|   | DT8C, DT9.9C-J-V (1988-97)   |                   |                |             |   |  |  |     |     |                |             |   |  |
| <table border="1"> <thead> <tr> <th>REF</th> <th>OEM</th> </tr> </thead> <tbody> <tr> <td>REC17472-91J00</td> <td>17472-91J00</td> </tr> <tr> <td></td> <td>DF4, DF5, DF6 (2002-14)</td> </tr> </tbody> </table>   | REF  | OEM               | REC17472-91J00 | 17472-91J00 |    | DF4, DF5, DF6 (2002-14)  | <table border="1"> <thead> <tr> <th>REF</th> <th>OEM</th> </tr> </thead> <tbody> <tr> <td>REC17472-98611</td> <td>17472-98611</td> </tr> <tr> <td></td> <td>DT4 / J4, DT5Y (1988-00)<br/>DT4K1 (2001)<br/>DT5Y (1998-02)</td> </tr> </tbody> </table>  | REF | OEM | REC17472-98611 | 17472-98611 |    | DT4 / J4, DT5Y (1988-00)<br>DT4K1 (2001)<br>DT5Y (1998-02) |
| REF  | OEM  |                   |                |             |   |  |  |     |     |                |             |   |  |
| REC17472-91J00   | 17472-91J00  |                   |                |             |   |  |  |     |     |                |             |   |  |
|   | DF4, DF5, DF6 (2002-14)  |                   |                |             |   |  |  |     |     |                |             |   |  |
| REF  | OEM  |                   |                |             |   |  |  |     |     |                |             |   |  |
| REC17472-98611   | 17472-98611  |                   |                |             |   |  |  |     |     |                |             |   |  |
|   | DT4 / J4, DT5Y (1988-00)<br>DT4K1 (2001)<br>DT5Y (1998-02)   |                   |                |             |   |  |  |     |     |                |             |   |  |
| <table border="1"> <thead> <tr> <th>REF</th> <th>OEM</th> </tr> </thead> <tbody> <tr> <td>REC17472-93J00</td> <td>17472-93J00</td> </tr> <tr> <td></td> <td>DF200, DF225, DF250 (2004+)<br/>DF200A (2015)<br/>DF150, DF175T-Z (G) (2006-14)</td> </tr> </tbody> </table>                                   | REF  | OEM               | REC17472-93J00 | 17472-93J00 |    | DF200, DF225, DF250 (2004+)<br>DF200A (2015)<br>DF150, DF175T-Z (G) (2006-14)                              | <table border="1"> <thead> <tr> <th>REF</th> <th>OEM</th> </tr> </thead> <tbody> <tr> <td>REC55122-94400</td> <td>55122-88L00</td> </tr> <tr> <td></td> <td>DF40, DF50X-K10 (1999-10)<br/>DF40A, DF50A, DF60A (2010+)</td> </tr> </tbody> </table>     | REF | OEM | REC55122-94400 | 55122-88L00 |    | DF40, DF50X-K10 (1999-10)<br>DF40A, DF50A, DF60A (2010+)   |
| REF  | OEM  |                   |                |             |   |  |  |     |     |                |             |   |  |
| REC17472-93J00   | 17472-93J00  |                   |                |             |   |  |  |     |     |                |             |   |  |
|   | DF200, DF225, DF250 (2004+)<br>DF200A (2015)<br>DF150, DF175T-Z (G) (2006-14)                              |                   |                |             |   |  |  |     |     |                |             |   |  |
| REF  | OEM  |                   |                |             |   |  |  |     |     |                |             |   |  |
| REC55122-94400   | 55122-88L00  |                   |                |             |   |  |  |     |     |                |             |   |  |
|   | DF40, DF50X-K10 (1999-10)<br>DF40A, DF50A, DF60A (2010+)   |                   |                |             |   |  |  |     |     |                |             |   |  |
| <table border="1"> <thead> <tr> <th>REF</th> <th>OEM</th> </tr> </thead> <tbody> <tr> <td>REC17472-95310</td> <td>17472-95310</td> </tr> <tr> <td></td> <td>DT55, DT65J-X (1988-99)</td> </tr> </tbody> </table>    | REF  | OEM               | REC17472-95310 | 17472-95310 |  | DT55, DT65J-X (1988-99)  | <table border="1"> <thead> <tr> <th>REF</th> <th>OEM</th> </tr> </thead> <tbody> <tr> <td>REC17472-98503</td> <td>17472-98503</td> </tr> <tr> <td></td> <td>DT5, DF6, DT8G-Y (1986-00)<br/>DT6, DT8Y-K2 (2000-02)</td> </tr> </tbody> </table>      | REF | OEM | REC17472-98503 | 17472-98503 |  | DT5, DF6, DT8G-Y (1986-00)<br>DT6, DT8Y-K2 (2000-02)       |
| REF  | OEM  |                   |                |             |   |  |  |     |     |                |             |   |  |
| REC17472-95310   | 17472-95310  |                   |                |             |   |  |  |     |     |                |             |   |  |
|   | DT55, DT65J-X (1988-99)  |                   |                |             |   |  |  |     |     |                |             |   |  |
| REF  | OEM  |                   |                |             |   |  |  |     |     |                |             |   |  |
| REC17472-98503   | 17472-98503  |                   |                |             |   |  |  |     |     |                |             |   |  |
|   | DT5, DF6, DT8G-Y (1986-00)<br>DT6, DT8Y-K2 (2000-02)   |                   |                |             |   |  |  |     |     |                |             |   |  |
| <table border="1"> <thead> <tr> <th>REF</th> <th>OEM</th> </tr> </thead> <tbody> <tr> <td>REC17472-93911</td> <td>17472-93911</td> </tr> <tr> <td></td> <td>DF9.9, DF15T-K3 (1996-03)<br/>DT15C (1989-97)<br/>DT9.9K, DT15K-G-Y (1986-00)<br/>DT9.9, DT15K1-K4 (2001-04)</td> </tr> </tbody> </table>  | REF  | OEM               | REC17472-93911 | 17472-93911 |  | DF9.9, DF15T-K3 (1996-03)<br>DT15C (1989-97)<br>DT9.9K, DT15K-G-Y (1986-00)<br>DT9.9, DT15K1-K4 (2001-04)  |  |     |     |                |             |   |  |
| REF  | OEM  |                   |                |             |   |  |  |     |     |                |             |   |  |
| REC17472-93911   | 17472-93911  |                   |                |             |   |  |  |     |     |                |             |   |  |
|   | DF9.9, DF15T-K3 (1996-03)<br>DT15C (1989-97)<br>DT9.9K, DT15K-G-Y (1986-00)<br>DT9.9, DT15K1-K4 (2001-04)  |                   |                |             |   |  |  |     |     |                |             |   |  |

| CASQUILLO INOX   | INSERT CUP   | GHIERA INOX | INSERT INOX    |             |   |  |   |     |     |                |                            |   |   |
|--|--|-------------|----------------|-------------|---|--|---|-----|-----|----------------|----------------------------|---|---|
| <table border="1"> <thead> <tr> <th>REF</th> <th>OEM</th> </tr> </thead> <tbody> <tr> <td>REC17413-95J00</td> <td>17413-95J00</td> </tr> <tr> <td></td> <td>DF40A, DF50A, DF60A (2010+)<br/>DF20R, DF25, RVZ (2006-11)<br/>DF20, DF25R, DF25QVZ (2013)</td> </tr> </tbody> </table>  | REF  | OEM         | REC17413-95J00 | 17413-95J00 |  | DF40A, DF50A, DF60A (2010+)<br>DF20R, DF25, RVZ (2006-11)<br>DF20, DF25R, DF25QVZ (2013) | <table border="1"> <thead> <tr> <th>REF</th> <th>OEM</th> </tr> </thead> <tbody> <tr> <td>REC17413-92J01</td> <td>17413-92J01<br/>17413-92J00</td> </tr> <tr> <td></td> <td>DF100A, DF115A, DF140A (2013+)<br/>DF140 (2002-12)<br/>DF90, DF100, DF115 (2001-11)</td> </tr> </tbody> </table>  | REF | OEM | REC17413-92J01 | 17413-92J01<br>17413-92J00 |  | DF100A, DF115A, DF140A (2013+)<br>DF140 (2002-12)<br>DF90, DF100, DF115 (2001-11) |
| REF  | OEM  |             |                |             |   |  |   |     |     |                |                            |   |   |
| REC17413-95J00   | 17413-95J00  |             |                |             |   |  |   |     |     |                |                            |   |   |
|   | DF40A, DF50A, DF60A (2010+)<br>DF20R, DF25, RVZ (2006-11)<br>DF20, DF25R, DF25QVZ (2013) |             |                |             |   |  |   |     |     |                |                            |   |   |
| REF  | OEM  |             |                |             |   |  |   |     |     |                |                            |   |   |
| REC17413-92J01   | 17413-92J01<br>17413-92J00   |             |                |             |   |  |   |     |     |                |                            |   |   |
|   | DF100A, DF115A, DF140A (2013+)<br>DF140 (2002-12)<br>DF90, DF100, DF115 (2001-11)        |             |                |             |   |  |   |     |     |                |                            |   |   |
| <table border="1"> <thead> <tr> <th>REF</th> <th>OEM</th> </tr> </thead> <tbody> <tr> <td>REC17413-99E11</td> <td>17413-99E11</td> </tr> <tr> <td></td> <td>DF40A, DF50A, DF60A (2014+)<br/>DF70A, DF80A, DF90A (2009+)<br/>DF100B (2018+)</td> </tr> </tbody> </table>              | REF  | OEM         | REC17413-99E11 | 17413-99E11 |  | DF40A, DF50A, DF60A (2014+)<br>DF70A, DF80A, DF90A (2009+)<br>DF100B (2018+)             | <table border="1"> <thead> <tr> <th>REF</th> <th>OEM</th> </tr> </thead> <tbody> <tr> <td>REC17413-96J01</td> <td>17413-96J01<br/>17413-96J00</td> </tr> <tr> <td></td> <td>DF150, DF175 (2006+)<br/>DF200A, AP (2015+)</td> </tr> </tbody> </table>    | REF | OEM | REC17413-96J01 | 17413-96J01<br>17413-96J00 |  | DF150, DF175 (2006+)<br>DF200A, AP (2015+)  |
| REF  | OEM  |             |                |             |   |  |   |     |     |                |                            |   |   |
| REC17413-99E11   | 17413-99E11  |             |                |             |   |  |   |     |     |                |                            |   |   |
|   | DF40A, DF50A, DF60A (2014+)<br>DF70A, DF80A, DF90A (2009+)<br>DF100B (2018+)             |             |                |             |   |  |   |     |     |                |                            |   |   |
| REF  | OEM  |             |                |             |   |  |   |     |     |                |                            |   |   |
| REC17413-96J01   | 17413-96J01<br>17413-96J00   |             |                |             |   |  |   |     |     |                |                            |   |   |
|   | DF150, DF175 (2006+)<br>DF200A, AP (2015+)   |             |                |             |   |  |   |     |     |                |                            |   |   |

**KITS DE REPARACIÓN BOMBA DE AGUA**

**WATER PUMP SERVICE KITS**

**KIT RICAMBI POMPA ACQUA**

**KIT POMPE À EAU**

| REF            | OEM                                       |
|----------------|---|
| REC17400-95351 | 17400-95550<br>17400-95350<br>17400-95351 |

DT75, DT85J-Y (1988-00)



| REF            | OEM  |
|----------------|--|
| REC17400-93J01 | 17400-93J00<br>17400-93J01<br>17400-93J02<br>17400-93J03 |

DF200, DF225, DF250 (2004+)



| REF            | OEM                        |
|----------------|----------------------------|
| REC17400-94701 | 17400-94700<br>17400-94701 |

DT55, DT65J-X (1988-99)



| REF            | OEM                                       |
|----------------|---|
| REC17400-98661 | 17400-98661<br>17400-986L0<br>17400-986L1 |

DF4, DF5, DF6 (2002-15)



| REF            | OEM   |
|----------------|---|
| REC17400-96403 | 17400-96350<br>17400-96351<br>17400-96352<br>17400-96403<br>17400-96353 |

DT20, DT25, DT30G-Y (1986-00)  
DT40C-W-G-X (1986-99)  
DT25C, DT30C-K-Y (1989-00)  
DF25, DF30 (2000-07)  
DF40, DF50 (1999-10)




| REF            | OEM                                       |
|----------------|---|
| REC17400-98J01 | 17400-98J00<br>17400-98J01<br>17400-98J02 |

DF250AP, DF300AP (2012+)  
DF300T/Z (2007-11)



| REF            | OEM                                       |
|----------------|---|
| REC17400-87D11 | 17400-87D10<br>17400-87D11<br>17400-87D00 |

V6H-Y (1987-00)  
DT150, DT200, DT225W-K3 (1998-03)




| REF            | OEM         |
|----------------|-------------|
| REC17400-98551 | 17400-98551 |

DT5, DT6, DT8G-Y (1986-00)  
DT6, DT8Y-K2 (2000-02)



| REF            | OEM         |
|----------------|-------------|
| REC17400-87E04 | 17400-87E03 |

DT90, DT100L-Y (1990-00)  
DF60, DF70W-K9 (1998-09)



| REF            | OEM                        |
|----------------|----------------------------|
| REC17400-98652 | 17400-98652<br>17400-98661 |

DT4 /J4, DT5Y (1988-02)  
DT4K1 (2001)




| REF            | OEM                        |
|----------------|----------------------------|
| REC17400-92D01 | 17400-92D01<br>17400-92D11 |

DT8C, DT9.9C-J-V (1988-97)



| REF            | OEM         |
|----------------|-------------|
| REC17400-93951 | 17400-93950 |

DF9.9, DF15T-K3 (1996-03)  
DT9.9K, DT15K-G-Y (1986-00)  
DT15C (1989-97)



| REF            | OEM         |
|----------------|-------------|
| REC17400-94611 | 17400-94611 |

DT115, DT140G-Y (1986-00)

| REF            | OEM         |
|----------------|-------------|
| REC17400-94L00 | 17400-94L00 |

DF25A, DF30A (2014+)

| REF            | OEM         |
|----------------|-------------|
| REC17400-90J20 | 17400-90J11 |

DF90, DF100, DF115K1-K11 (2001-11)  
DF140 (2002-11)

| REF            | OEM         |
|----------------|-------------|
| REC17400-92J21 | 17400-92J21 |

DF100A, DF115, DF115A  
DF140A, DF150AP, DF175AP (2009+)

| REF            | OEM                        |
|----------------|----------------------------|
| REC17400-99J01 | 17400-99J00<br>17400-99J01 |

DF9.9A/AR/B (2010+)  
DF8A/AR  
DF15A  
DF20A

| REF            | OEM          |
|----------------|--------------|
| REC17400-92J00 | 17400-92J200 |

DF90, DF100, DF115, DF140 (2006-08)

| REF            | OEM                        |
|----------------|----------------------------|
| REC17400-93912 | 17400-93911<br>17400-93912 |

DT9.9, DT15K1-K4 (2001-04)  
DT9.9K, DT15KG-Y (1986-00)

| REF            | OEM                        |
|----------------|----------------------------|
| REC17400-87L01 | 17400-87L00<br>17400-87L01 |

DF70A, DF80A, DF90A (2009+)

| REF            | OEM  |
|----------------|--|
| REC17400-96J03 | 17400-96J00<br>17400-96J01<br>17400-96J02<br>17400-96J03 |

DF150, DF150G, DF150AP  
DF170, DF175G, DF175AP  
DF200A, DF200AP (2006+)

| REF            | OEM         |
|----------------|-------------|
| REC17400-88L00 | 17400-88L00 |

DF40A, DF50A, DF60A (2010+)



**new**

| REF            | OEM          |
|----------------|--------------|
| REC17400-94J00 | 17400-94J200 |

DF9.9, DF15 (2007+)

**new**

| REF            | OEM                        |
|----------------|----------------------------|
| REC17400-95J02 | 17400-95J01<br>17400-95J02 |

D25 V-TWIN (20106+)

**GUÍA KITS DE BOMBA DE AGUA** **GUIDE OF WATER PUMP SERVICE KITS**

| 2T STROKES | REF                    |
|------------|------------------------|
| DT4        | 1984-98 REC17400-98652 |
| DT5        | 1992-02 REC17400-98652 |
| DT6        | 1984-02 REC17400-98551 |
| DT8        | 1986-97 REC17400-98551 |
| DT9.9      | 1985-87 REC17400-98551 |
| DT15C      | 1989-97 REC17400-98551 |
| DT15       | 1983-88 REC17400-98551 |
| DT8        | 1988-97 REC17400-92D01 |
| DT9.9C     | 1989-00 REC17400-96403 |
| DT25C      | 1988-97 REC17400-96403 |
| DT30C      | 1985-88 REC17400-96403 |
| DT25C      | 1984-88 REC17400-96403 |
| DT30C      | 1984-87 REC17400-96403 |
| DT35       | 1983-98 REC17400-96403 |
| DT40C      | 1985-97 REC17400-94701 |
| DT55       | 1985-97 REC17400-94701 |
| DT65       | 1985-00 REC17400-95351 |
| DT75       | 1985-00 REC17400-95351 |
| DT85       | 1986-01 REC17400-94611 |
| DT115      | 1986-01 REC17400-94611 |
| DT140      | 1986-03 REC17400-87D11 |
| V6         | 1986-03 REC17400-87D11 |

**GUIDA KIT POMPA ACQUA** **GUIDE KIT POMPE À EAU**

| 4T STROKES | REF                    |
|------------|------------------------|
| DF4        | 2002+ REC17400-98661   |
| DF6        | 2010+ REC17400-99J01   |
| DF9.9A     | 2007+ REC17400-94J00   |
| DF9.9      |                        |
| DF15       |                        |
| DF9.9B     |                        |
| DF15       | 1997-06 REC17400-93951 |
| DF15A      |                        |
| DF20A      |                        |
| DF25       | 2000-07 REC17400-96403 |
| DF30       |                        |
| DF40       | 1999-10 REC17400-96403 |
| DF50       |                        |
| DF25A      | 2014+ REC17400-94L00   |
| DF30A      |                        |
| DF60       | 1998-10 REC17400-87E04 |
| DF70       |                        |
| DF40A      |                        |
| DF50A      | 2010+ REC17400-88L00   |
| DF60A      |                        |
| DF70A      |                        |
| DF80A      | 2009+ REC17400-87L01   |
| DF90A      |                        |
| DF90       |                        |
| DF100      | 2006-08 REC17400-92J00 |
| DF115      |                        |
| DF140      |                        |

**ÁNODO ANODE ANODI ANODE**

| ZN (KG)             | AL (KG)              | OEM         |
|---------------------|----------------------|-------------|
| CM55300-95500 0,018 | CM55300-95500A 0,023 | 55300-95500 |

DF9.9 (2004-10)  
DF15 (1996-03)  
DF40, DF50 (1999-10)  
DF40A, DF50A, DF60A (2010+)

| ZN (KG)            | AL (KG)              | OEM                        |
|--------------------|----------------------|----------------------------|
| CM55321-87J00 0,02 | CM55321-87J00A 0,007 | 55321-87J00<br>55321-87J01 |

TORNILLO PAGB/T5783-M6X14 TÓRICA REC09280-22019

| ZN (KG)            | AL (KG)              | OEM         |
|--------------------|----------------------|-------------|
| CM55320-98400 0,05 | CM55320-98400A 0,046 | 55320-98400 |

DF9.9, DF15 (1997-10)

| ZN (KG)            | AL (KG) | OEM         |
|--------------------|---------|-------------|
| CM41811-98500 0,05 |         | 41811-98500 |

DT4, DT15  
DF9.9, DF15

| ZN (KG)            | AL (KG)             | OEM         |
|--------------------|---------------------|-------------|
| CM55320-95310 0,08 | CM55320-95310A 0,03 | 55320-95310 |

DF25 ---> DF300 (2000+)


| ZN (KG)            | AL (KG)             | OEM         |
|--------------------|---------------------|-------------|
| CM55321-94900 0,51 | CM55321-94900A 0,21 | 55320-94900 |

DF60 ---> DF300 HP



| ZN            | (KG) | AL             | (KG)  | OEM         |
|---------------|------|----------------|-------|-------------|
| CM55125-95500 | 0,25 | CM55125-95500A | 0,087 | 55125-87E01 |

DF40, DF50 (1999-10)  
DF40A, DF50A, DF60A (2010+)




| ZN            | (KG) | AL | (KG) | OEM         |
|---------------|------|----|------|-------------|
| CM55125-94502 | 0,33 |    |      | 55125-94502 |

DT115 --> DT140 (1986-00)




| ZN            | (KG) | AL             | (KG) | OEM         |
|---------------|------|----------------|------|-------------|
| CM55321-93900 | 0,08 | CM55321-93900A | 0,02 | 55320-93900 |

DF9.9, DF15 (1997-08)




| ZN            | (KG) | AL             | (KG)  | OEM         |
|---------------|------|----------------|-------|-------------|
| CM55320-98600 | 0,10 | CM55320-98600A | 0,034 | 55320-98600 |

DT4, DT5 (1988-02)




| ZN            | (KG) | AL             | (KG) | OEM                        |
|---------------|------|----------------|------|----------------------------|
| CM55125-87D00 | 0,34 | CM55125-87D00A | 0,14 | 55320-93900<br>55125-87801 |

50 --> 250 HP




| ZN            | (KG) | AL             | (KG)  | OEM         |
|---------------|------|----------------|-------|-------------|
| CM55321-90J01 | 0,08 | CM55321-90J01A | 0,036 | 55321-90J01 |

DF60, DF70, DF90, DF115, DF140 (1998-10)



| ZN            | (KG) | AL             | (KG) | OEM         |
|---------------|------|----------------|------|-------------|
| CM55125-96310 | 0,13 | CM55125-96310A | 0,07 | 55125-96310 |


20, 25, 30, 40 50 HP (1983-10)  
DF25, DF30 (2000-10)  
DF25 V-TWIN (2006+)



| ZN            | (KG) | AL             | (KG) | OEM         |
|---------------|------|----------------|------|-------------|
| CM11130-94600 | 0,02 | CM11130-94600A | 0,01 | 11130-94600 |


DT4 --> DT140 (1986-2002)

TORNILLO  
PAGB/T5783-M6X14



| AL             | (KG) | OEM         |
|----------------|------|-------------|
| CM55125-95301A | 0,06 | 55125-95301 |

55, 65 HP



| KITS DE ÁNODOS   | ANODES KIT | KIT ANODI     | KIT ANODES  |    |              |  |  |
|--|------------|---------------|---|----|--------------|--|--|
| <table border="1"> <thead> <tr> <th>AL</th> </tr> </thead> <tbody> <tr> <td>CMSZ90140KITA</td> </tr> </tbody> </table> <p>90, 100, 115, 140 hp</p>  | AL         | CMSZ90140KITA | <table border="1"> <thead> <tr> <th>AL</th> </tr> </thead> <tbody> <tr> <td>CMSZ4050KITA</td> </tr> </tbody> </table> <p>40 - 50 hp</p>  | AL | CMSZ4050KITA |  |  |
| AL   |            |               |   |    |              |  |  |
| CMSZ90140KITA  |            |               |   |    |              |  |  |
| AL   |            |               |   |    |              |  |  |
| CMSZ4050KITA   |            |               |   |    |              |  |  |


**ÁNODO**


**ANODE**

**ANODI**


**ANODE**


| ZN       | OEM         | (KG) |
|----------|-------------|------|
| TEN01208 | 55300-95500 | 0,08 |

 DF9.9 (2004-10)  
 DF15 (1996-03)  
 DF40, DF50 (1999-10)  
 DF40A, DF50A, DF60A (2010+)



| ZN         | OEM         | (KG) | Ø    |
|------------|-------------|------|------|
| TEN01210   | 55320-98400 | 0,05 | 7 mm |
| TEN01210/1 | 41811-98500 | 0,05 | M6   |

 DF9.9, DF15 (1997-10)



| ZN       | OEM         | (KG) |
|----------|-------------|------|
| TEN01212 | 55321-90J01 | 0,10 |

 DF60, DF140 (1998-10)



| ZN       | OEM                        | (KG) | TORNILLO         | TÓRICA         |
|----------|----------------------------|------|------------------|----------------|
| TEN01213 | 55321-87J00<br>55321-87J01 | 0,02 | PAGB/T5783-M6X14 | REC09280-22019 |

 DF8 --> DF300





| ZN       | (KG) | AL         | (KG) | OEM         |
|----------|------|------------|------|-------------|
| TEN01214 | 0,51 | TEN01214AL | 0,20 | 55320-94900 |

 DF60 --> DF30 HP



| ZN       | (KG)  | OEM         |
|----------|-------|-------------|
| TEN01202 | 0,095 | 55320-98600 |

 DT4, DT5 (1988-02)




| ZN       | OEM                        | (KG) |
|----------|----------------------------|------|
| TEN01211 | 55125-87D00<br>55120-87801 | 0,31 |

 50 --> 70 HP  
 DT150, DT175, DT200, DT225  
 4T



| ZN       | OEM         | (KG) |
|----------|-------------|------|
| TEN01215 | 55125-90J01 | 0,25 |

 Serie 7DF60- DF70  
 DF90 --> DF140 (1998+)



| ZN       | OEM         | (KG) |
|----------|-------------|------|
| TEN01200 | 55125-96310 | 0,15 |

 20, 25, 30 HP  
 DF25, DF30 (2000-10)  
 DF25 V-TWIN (2006+)





| ZN       | (KG) | AL         | (KG) | OEM                        |
|----------|------|------------|------|----------------------------|
| TEN01204 | 0,08 | TEN01204AL | 0,03 | 55320-98311<br>55320-95310 |

 DF25, DF300 (2010+)




| ZN       | (KG) | OEM         |
|----------|------|-------------|
| TEN01201 | 0,16 | 55125-95301 |

 DF40, DF50 (1999-10)  
 DF40A, DF50A, DF60A (2010+)



| ZN       | (KG) | OEM         |
|----------|------|-------------|
| TEN01206 | 0,05 | 55321-93900 |

 DF9.9, DF15 (1997-08)




| ZN       | (KG) | OEM                        |
|----------|------|----------------------------|
| TEN01207 | 0,19 | 55321-95500<br>55320-98600 |

 75, 85, 90 HP



| ZN       | OEM         | KG   |
|----------|-------------|------|
| TEN01203 | 41810-87D00 | 0,15 |




| ZN       | KG   | OEM                        |
|----------|------|----------------------------|
| TEN01209 | 0,33 | 55321-94502<br>55125-94502 |

115 HP



| ZN       | KG   | OEM         | TORNILLO         |
|----------|------|-------------|------------------|
| TEN01205 | 0,01 | 11130-94600 | PAGB/T5783-M6X14 |

DT4 --> DT140 (1986-02)



| ZN       | KG   | OEM         |
|----------|------|-------------|
| TEN01166 | 0,03 | 11281-94400 |


DT8 --> DT65 (1986-00)  
DF60, DF70 (1998-09)



**new**


**TORNILLO INOX      SS SCREW      VITE INOX      VIS INOX**

| REF              | OEM         | ÁNODO<br>ANODE<br>ANODO<br>ANODE                       |
|------------------|-------------|--|
| PAGB/T5783-M6X14 | 09103-06281 | CM55321-87J00<br>CM11130-94600<br>TEN01213<br>TEN01205 |



**new**

| REF             | OEM         | ÁNODO<br>ANODE<br>ANODO<br>ANODE |
|-----------------|-------------|----------------------------------|
| PAGB/T818-M6X14 | 09128-06221 | 11130-94600                      |




**new**

| REF            | OEM         | ÁNODO<br>ANODE<br>ANODO<br>ANODE | 6 X 25 |
|----------------|-------------|----------------------------------|--------|
| REC09116-06121 | 09116-06121 | 55321-94900                      | 6 X 25 |



**new**


| REF            | OEM         | ÁNODO<br>ANODE<br>ANODO<br>ANODE | 6 X 15 |
|----------------|-------------|----------------------------------|--------|
| REC09116-06094 | 09116-06094 | 55321-93J00                      | 6 X 15 |



**new**

**JUNTA TÓRICA      O-RING      O-RING      JOINT TORIQUE**

| REF            | OEM         | ÁNODO<br>ANODE<br>ANODO<br>ANODE |
|----------------|-------------|----------------------------------|
| REC09280-22019 | 09280-22019 | CM55321-87J00<br>TEN01213        |



**new**

**JUNTA TAPA DEL ÁNODO      GASKET, ANODE COVER      GUARNIZIONE, COPERCHIO ANODO      JOINT, COUVERCLE D'ANODE**

| REF            | OEM                            |
|----------------|--------------------------------|
| REC11265-87E10 | 11265-87E00<br>11265-87E00-H17 |

DF25 --> DF140



**new**

# PARTES DEL MOTOR ENGINE PARTS

# PARTI MOTORE PIECES MOTEUR

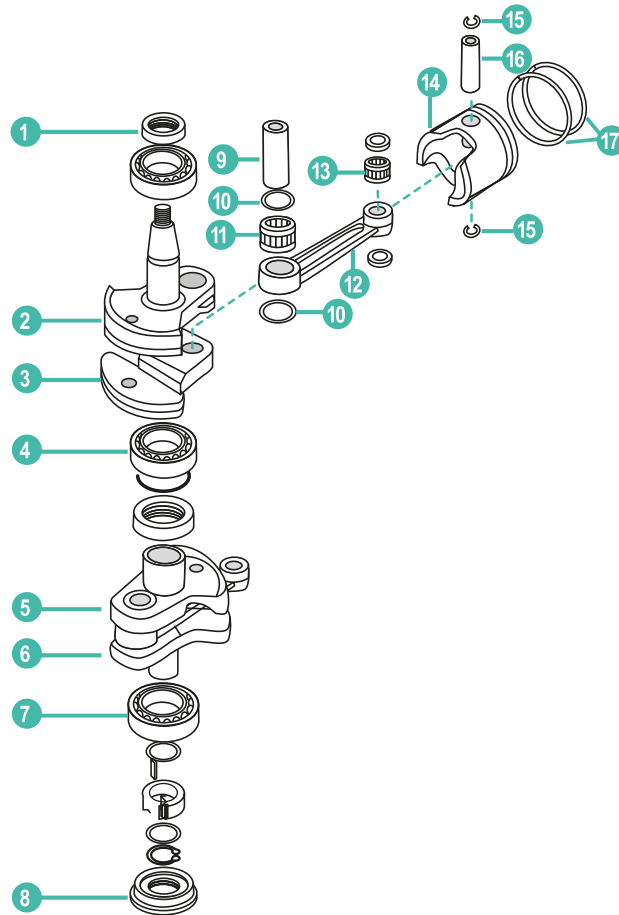
DESPIECE MOTOR  
DE 2 TIEMPOS

ENGINE PARTS  
2 STROKES

PARTI MOTORI  
2 TEMPI

PIECES DE MOTEURS  
2 TEMPS

2T  
STROKES DT40C-W-G-X (1986-99)  
DTW-K1-KA (2001-04)



|    | REF             | OEM          |                |                |                   |                     | UN. |
|----|-----------------|--------------|----------------|----------------|-------------------|---------------------|-----|
| 1  | REC09283-35043  | 09283-35043  | RETÉN          | OIL SEAL       | PARAOLIO          | JOINT SPI           | 1   |
| 2  | REC12221-94412  | 12221-94412  | CIGÜEÑAL 1     | CRANKSHAFT 1   | ALBERO MOTORE 1   | VILEBREQUIN 1       | 1   |
| 3  | REC12231-94413  | 12231-94413  | CIGÜEÑAL 2     | CRANKSHAFT 2   | ALBERO MOTORE 2   | VILEBREQUIN 2       | 1   |
| 4  | REC09269-30012  | 09269-30012  | RODAMIENTO     | BEARING        | CUSCINETTO        | ROULEMENT           | 1   |
| 5  | REC12232-94412  | 12232-94412  | CIGÜEÑAL 3     | CRANKSHAFT 3   | ALBERO MOTORE 3   | VILEBREQUIN 3       | 1   |
| 6  | REC12240-94432  | 12240-94432  | CIGÜEÑAL 4     | CRANKSHAFT 4   | ALBERO MOTORE 4   | VILEBREQUIN 4       | 1   |
| 7  | REC09262-35052  | 09262-35052  | RODAMIENTO     | BEARING        | CUSCINETTO        | ROULEMENT           | 1   |
| 8  | REC09283-30062  | 09283-30062  | RETÉN          | OIL SEAL       | PARAOLIO          | JOINT SPI           | 1   |
| 9  | REC12211-94410  | 12211-94410  | BULON CIGÜEÑAL | PIN CRANK      | SPINOTTO          | CLAVETTE            | 2   |
| 10 | REC09160-27008  | 09160-27008  | ARANDELA       | WASHER         | RONDELLA          | RONDELLE            | 4   |
| 11 | REC09263-27005  | 09263-27005  | COJINETE BIELA | ROD BEARNG     | CUSCINETTO BIELLA | ROULEMENT DE BIELLE | 2   |
| 12 | REC12161-94400  | 12161-94400  | BIELA          | CONNECTING ROD | BIELLA            | BIELLE              | 2   |
| 13 | REC09263-20072  | 09263-20072  | COJINETE BIELA | ROD BEARNG     | CUSCINETTO BIELLA | ROULEMENT DE BIELLE | 2   |
| 14 | REC12110-94400K | 12110-94400K | KIT PISTON     | PISTON KIT     | KIT PISTONE       | KIT PISTON          | 2   |
| 15 | REC09381-20003  | 09381-20003  | CLIP           | CNAP RING      | CLIP              | CLIP                | 4   |
| 16 | REC12151-94400  | 12151-94400  | PIN            | PIN            | SPINA             | AXE DE PISTON       | 2   |
| 17 | REC12140-94400  | 12140-94400  | KIT SEGMENTOS  | RING SET       | SET FASCE         | KIT DE SEGMENTS     | 2   |



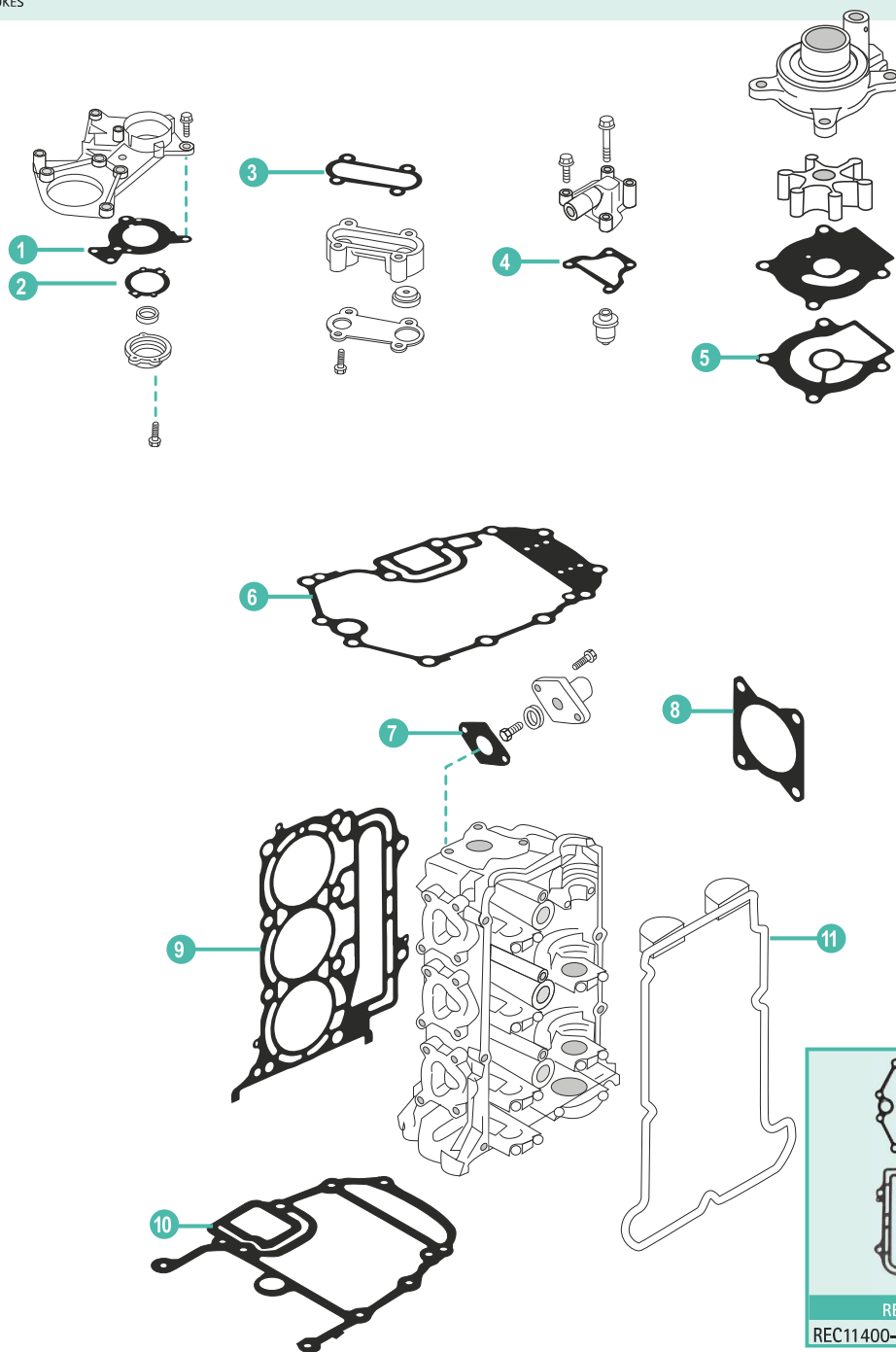
DESPIECE MOTOR  
DE 4 TIEMPOS

ENGINE PARTS  
4 STROKES

PARTI MOTORI  
4 TEMPI

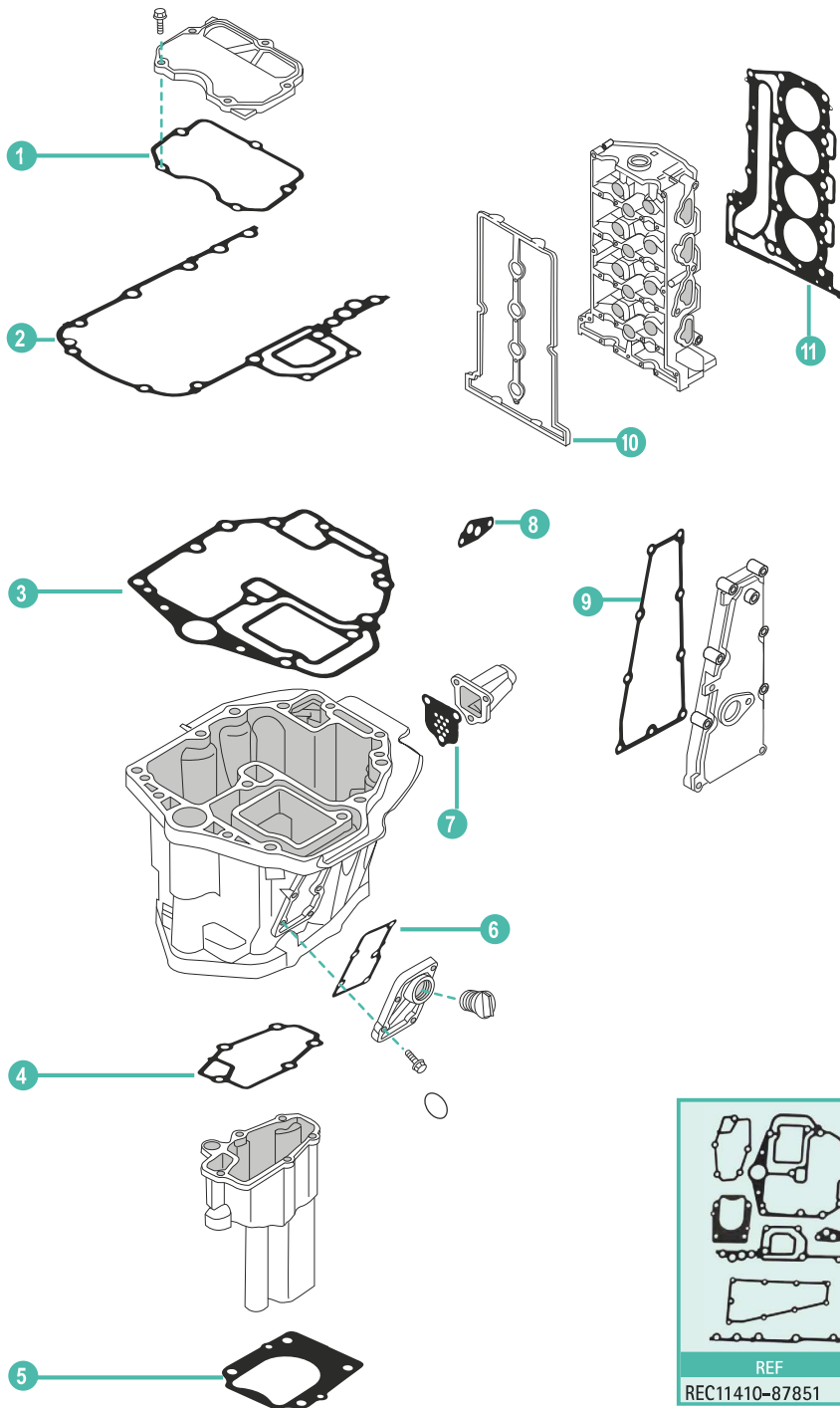
PIECES DE MOTEURS  
4 TEMPS

4T DF40, DF50 (1999-10)  
STROKES



| REF            | OEM         |
|----------------|-------------|
| REC11400-87804 | 11400-87804 |

|    | REF            | OEM         |                                |                         |                                  |                             |
|----|----------------|-------------|--------------------------------|-------------------------|----------------------------------|-----------------------------|
| 1  | REC11413-87J00 | 11413-87J00 | RETÉN SUPERIOR                 | SEAL UPPER              | PARAOLIO SUPERIORE               | JOINT SPI                   |
| 2  | REC11433-87J00 | 11433-87J00 | JUNTA DEL RETÉN SUPERIOR       | SEAL UPPER, GASKET      | GUARNIZIONE PARAOLIO SUPERIORE   | JOINT SPI                   |
| 3  | REC17616-87J00 | 17616-87J00 | JUNTA DE LA VÁLVULA DE PRESIÓN | PRESURE VALVE, GASKET   | GUARNIZIONE, VALVOLA PRESIONE    | JOINT SOUPAPE DE PRESSION   |
| 4  | REC17685-87D10 | 17685-87D10 | JUNTA TAPA DE TERMOSTATO       | THERMOSTAT COVER GASKET | GUARNIZIONE COPERCHIO TERMOSTATO | JOINT LOGEMENT THERMOSTAT   |
| 5  | REC17472-96303 | 17472-96303 | JUNTA DE LA BOMBA DE AGUA      | WATER PUMP, GASKET      | GUARNIZIONE POMPA ACQUA          | JOINT POMPE À EAU           |
| 6  | REC11489-87J00 | 11489-87J00 | JUNTA DEL CÁRTER               | OIL PAN, GASKET         | GUARNIZIONE COPPA OLIO           | JOINT DE CARTER             |
| 7  | REC11265-87E10 | 11265-87E10 | JUNTA TAPA DEL ÁNODO           | GASKET, COVER ANODE     | GUARNIZIONE COPERCHIO ANODO      | JOINT D'ANODE D'ÉCHAPPEMENT |
| 8  | REC13421-87J00 | 13421-87J00 | JUNTA DEL CUERPO DE MARIPOSA   | THRPTTLE BODY GASKET    | GUARNIZIONE CORPO FARFALLATO     | JOINT DE THROTTLE BODY      |
| 9  | REC11141-87J02 | 11141-87J02 | JUNTA DE CULATA                | CYLINDER HEAD, GASKET   | GUARNIZIONE TESTATA              | JOINT DE CULASSE            |
| 10 | REC51211-87J00 | 51211-87J00 | JUNTA BASE MOTOR               | GASKET ENGINE           | GUARNIZIONE BASE MOTORE          | JOINT DE TÊTE MOTRICE       |
| 11 | REC11189-87J00 | 11189-87J00 | JUNTA TAPA DE BALANCIÓN        | GASKET CYLINDER COVER   | GUARNIZIONE COPERCHIO PUNTERIE   | JOINT COUVERCLE             |



| REF | OEM            |                            |                                |                            |                                  |                                  |
|-----|----------------|----------------------------|--------------------------------|----------------------------|----------------------------------|----------------------------------|
| 1   | REC51123-87L00 | 51123-87L00                | JUNTA DE LA TAPA DE SILEMBLOCK | GASKET, MOUNT CASE COVER   | GUARNIZIONE COPERCHIO SILEMBLOCK | JOINT DE COUVERCLE SILEMBLOCK    |
| 2   | REC51211-87L10 | 51211-87L00<br>51211-87L10 | JUNTA BASE MOTOR               | ENGINE HOLDER GASKET       | GUARNIZIONE BASE MOTORE          | JOINT BASE MOTEUR                |
| 3   | REC11489-87L00 | 11489-87L00                | JUNTA CARTER                   | OIL PAN GASKET             | GUARNIZIONE COPPA                | JOINT DE CARTER                  |
| 4   | REC52331-87L00 | 52331-87L00                | JUNTA TAPA DE ESCAPE           | GASKET EXHAUST COVER       | GUARNIZIONE COPERCHIO SCARICO    | JOINT DE COUVERCLE D'ECHAPPEMENT |
| 5   | REC17472-87L00 | 17472-87L00                | JUNTA BOMBA DE AGUA            | WATER PUMP GASKET          | GUARNIZIONE POMPA ACQUA          | JOINT DE POMPE À EAU             |
| 6   | REC52331-87L00 | 52331-87L00                | JUNTA TAPA ESCAPE              | GASKET EXHAUST COVER       | GUARNIZIONE COPERCHIO SCARICO    | JOINT DE COUVERCLE D'ECHAPPEMENT |
| 7   | REC11542-87L00 | 11542-87L00                | JUNTA MÚLTIPLE DE ESCAPE       | MULTI EXHAUST GASKET       | GUARNIZIONE SCARICO MULTIPLO     | JOINT DE PIPE D'ECHAPPEMENT      |
| 8   | REC16539-87L00 | 16539-87L00                | JUNTA ADAPTADOR DE FILTRO      | FILTER ADAPTER GASKET      | GUARNIZIONE ADATTATORE DE FILTRO | JOINT D'ADAPTEUR DE FILTRE       |
| 9   | REC14151-87L00 | 11151-87L00                | JUNTA TAPA ESCAPE              | GASKET EXHAUST COVER       | GUARNIZIONE COPERCHIO SCARICO    | JOINT DE COUVERCLE D'ECHAPPEMENT |
| 10  | REC11189-87L00 | 11189-87L00                | JUNTA TAPA DE CULATA           | GASKET CYLINDER HEAD COVER | GUARNIZIONE COPERCHIO TESTATA    | JOINT DE COUVERTURE DE CULASSE   |
| 11  | REC11141-87L00 | 11141-87L00                | JUNTA DE CULATA                | CYLINDER-HEAD GASKET       | GUARNIZIONE TESTATA              | JOINT DE CULASSE                 |

ÁRBOL DE LEVAS

CAMSHAFT

ALBERO A CAMME

ARBRE A CAMES

| REF            | OEM         |
|----------------|-------------|
| REC12710-97J00 | 12710-97J00 |

DF2.5 (2006+)



**new**



REF STA82910

JUNTAS DE MOTOR 4 TIEMPOS

ENGINE GASKET 4 STROKES

GUARNIZIONI MOTORE 4 TEMPI

JOINTS DE MOTEUR 4 TEMPS

4T  
STROKES

JUNTAS DE CULATA

CYLINDER HEAD GASKET

GUARNIZIONE TESTA

JOINT DE CULASSE


| REF            | OEM                        |
|----------------|----------------------------|
| REC11141-97J02 | 11141-97JL0<br>11141-97J01 |

DF2.5 (2006-15)



| REF            | OEM                                       |
|----------------|---|
| REC11141-87J02 | 11141-87J00<br>11141-87J01<br>11141-87J02 |


DF40, DF50 (1999-10)



**new**

| REF            | OEM                                       |
|----------------|---|
| REC11141-91JL0 | 11141-91JL0<br>11141-91J01<br>11141-91J02 |

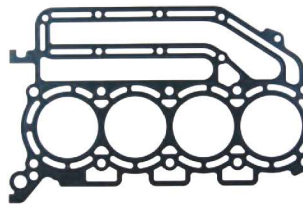
DF4, DF5, DF6 (2002-15)



**new**

| REF            | OEM         |
|----------------|-------------|
| REC11141-90J01 | 11141-90J00 |

DF90, DF100, DF115K1-K11 (2001-11)



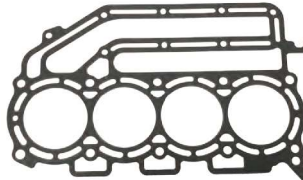
| REF            | OEM         |
|----------------|-------------|
| REC11141-93E20 | 11141-93E20 |

DF9.9, DF15T-K3 (1996-03)  
DF9.9, DF15 (R) (2004-11) MY04




| REF            | OEM         |
|----------------|-------------|
| REC11141-92J01 | 11141-92J00 |

DF100A, DF115A, DF140A (2013+)  
DF140 (2002-12)



| REF            | OEM         |
|----------------|-------------|
| REC11141-95J00 | 11141-95J00 |


DF20, DF25, DF25R V2 (2006-11)



| REF            | OEM         |
|----------------|-------------|
| REC11142-93J10 | 11142-93J03 |
| REC11141-93J10 | 11141-93J03 |


DF200, DF225, DF250 (2004+)

BABOR | PORT | BABORDO | GAUCHE  
ESTRIBOR | STD | TRIBORDO | DROIT



| REF            | OEM         |
|----------------|-------------|
| REC11141-87L00 | 11141-87L00 |

DF70A, DF80A, DF90A, DF100B (2009+)




**new**

| REF            | OEM         |
|----------------|-------------|
| REC11142-98J10 | 11142-98J00 |
| REC11141-98J10 | 11141-98J01 |

DF300AP (2012)  
DF300T-Z (2007-11)

BABOR | PORT | BABORDO | GAUCHE  
ESTRIBOR | STD | TRIBORDO | DROIT



SUZUKI

RECAMBIOS MARINOS

4T  
STROKESGUÍA  
JUNTAS DE CULATACYLINDER HEAD GASKET  
GUIDEGUIDA  
GUARNIZIONE TESTAGUIDE  
JOINTS DE CULASSE

|                             |         | REF            | RO<br>OEM   |
|-----------------------------|---------|----------------|-------------|
| DF2.5                       | 2006-15 | REC11141-97J02 | 11141-97JL0 |
|                             |         |                | 11141-91JL0 |
| DF4, DF5, DF6               | 2002-15 | REC11141-91JL0 | 11141-91J01 |
|                             |         |                | 11141-91J02 |
| DF9.9, DF15 T-K3            | 1996-03 | REC11141-93E20 | 11141-93E20 |
| DF9.9, DF15 R               | 2004-11 | REC11141-93E20 | 11141-93E20 |
| DF20, DF25 R-V2             | 2006-11 | REC11141-95J00 | 11141-95J00 |
|                             |         |                | 11141-87J00 |
| DF40, DF50                  | 1999-10 | REC11141-87J02 | 11141-87J01 |
|                             |         |                | 11141-87J02 |
| DF70A, DF80A, DF90A, DF100B | 2009+   | REC11141-87L00 | 11141-87L00 |

|                               |         | REF            | RO<br>OEM   |
|-------------------------------|---------|----------------|-------------|
| DF90, DF100, DF115 K1-K11     | 2001-11 | REC11141-90J01 | 11141-90J01 |
| DF100A, DF115A, DF140A        | 2013    | REC11141-92J01 | 11141-92J00 |
| DF140                         | 2002-12 | REC11141-92J01 | 11141-92J00 |
| DF200, DF225, DF250 V6 (STB)  | 2004    | REC11141-93J10 | 11141-93J03 |
| DF200, DF225, DF250 V6 (PORT) | 2004    | REC11142-93J10 | 11142-93J03 |
| DF300 T/Z V6 (STB)            | 2007-11 | REC11141-98J10 | 11141-98J01 |
| DF300 T/Z V6 (PORT)           | 2007-11 | REC11141-98J10 | 11142-98J00 |
| DF300 AP V6 (STB)             | 2012-12 | REC11141-98J10 | 11141-98J01 |
| DF300 AP V6 (PORT)            | 2012-12 | REC11141-98J10 | 11142-98J00 |

4T  
STROKESKITS  
JUNTAS DE CULATACYLINDER HEAD GASKET  
KITKIT  
GUARNIZIONE TESTAKITS  
JOINTS MOTEUR

| REF            | OEM         |
|----------------|-------------|
|                | 11400-87804 |
|                | 11400-87803 |
| REC11400-87804 | 11400-87802 |
|                | 11400-87801 |
|                | 11400-87800 |

DF40, DF50 (1999-10)

| REF            | OEM         |
|----------------|-------------|
| REC11410-87851 | 11410-87851 |
|                | 11410-87850 |

DF70A, DF80A, DF90A, DF100B (2009+)

4T  
STROKES

## JUNTAS BASE DE MOTOR

## CYLINDER GASKET

GUARNIZIONE  
BASE MOTORE

## JOINTS DE TÊTE MOTRICE

| REF            | OEM         |
|----------------|-------------|
| REC51211-90J10 | 51211-90J00 |
|                | 51211-90J01 |
|                | 51211-90J02 |
|                | 51211-90J10 |

DF90, DF100, DF115 K1-K11 (2001-11)  
DF140 (2002-12)

Motores antiguos  
Old engines  
Motore vecchio  
Moteurs anciennes

| REF            | OEM         |
|----------------|-------------|
| REC51211-87L10 | 51211-87L00 |
|                | 51211-87L10 |

DF70A, DF80A, DF90A, DF100B (2009+)

| REF            | OEM         |
|----------------|-------------|
| REC51211-93J00 | 51211-93J00 |

DF200, DF225, DF250 (2004-15)  
DF300AP (2012)  
DF300T/Z (2007-11)

| REF            | OEM         |
|----------------|-------------|
| REC51211-87J00 | 51211-87J00 |

DF40, DF50 (1999-10)

| REF           | OEM         |
|---------------|-------------|
| REC51211-90J2 | 51211-90J21 |
|               | 51211-90J22 |

DF90, DF100, DF115, DF140  
DF100A, DF115A, DF140A (2013+)

Motores modernos  
New engines  
Motore moderno  
Moteurs modernes

| REF            | OEM         |
|----------------|-------------|
| REC51211-87J00 | 51211-87J00 |




DF40, DF50 (1999-10)

SUZUKI

RECAMBIOS  
MARINOS






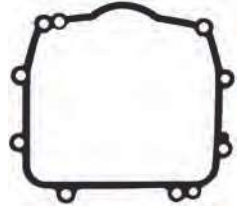
**4T STROKES**    **JUNTAS BASE ACEITE**    **GASKET, UNDER OIL**    **GUARNIZIONE BASE OLIO**    **JOINTS BASE D'HUILE**

| REF   | OEM         |
|---|-------------|
| REC51142-93J00  | 51142-93J00 |
|  DF200, DF225, DF250 (2004+) |             |
|  DF300AP (2012)              |             |
|  DF300T-Z (2007-11)          |             |







**4T STROKES**    **JUNTAS BASE RETÉN**    **GASKET, MOUNT OIL SEAL COVER**    **GUARNIZIONE BASE PARAOLIO**    **JOINT DE COUVERCLE**

| REF   | OEM         |
|---|-------------|
| REC51123-93J00  | 51123-93J00 |
|  DF200, DF225, DF250 (2004+) |             |
|  DF300AP (2012)              |             |
|  DF300T/Z (2007-11)          |             |






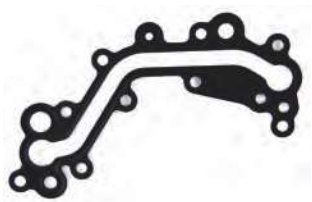
**4T STROKES**    **JUNTAS GUÍA CADENA**    **GASKET, TIMING CHAIN GUIDE BASE**    **GUARNIZIONE CARTER CATENA GUIDA BASE**    **JOINT DE GUIDE CHAINE**


| REF   | OEM         |
|---|-------------|
| REC12778-93J00  | 12778-93J00 |
|  DF200, DF225, DF250 (2004+) |             |
|  DF300AP (2012)             |             |
|  DF300T/Z (2007-11)        |             |




**4T STROKES**    **JUNTAS ACEITE**    **GASKET, OIL GALLERY**    **GUARNIZIONE OLIO**    **JOINT D'HUILE**

| REF   | OEM         |
|---|-------------|
| REC16433-93J00  | 16433-93J00 |
|  DF200, DF225, DF250 (2004+) |             |
|  DF300AP (2012)              |             |
|  DF300T/Z (2007-11)          |             |





| REF   | OEM         |
|---|-------------|
| REC11552-87L00  | 11552-87L00 |
|  DF70A, DF80A, DF90A, DF100B (2000+) |             |




| REF   | OEM         |
|---|-------------|
| REC17693-95J00  | 17693-95J00 |
|  DF20R, DF25, DF25R V2 (2006-11) |             |



**4T STROKES**    **JUNTAS CUERPO DE MARIPOSA**    **GASKET, THROTTLE BODY**    **GUARNIZIONE CORPO FARFALLATO**    **JOINT DE THROTTLE BODY**


| REF  | OEM         |
|--|-------------|
| REC13421-98J00   | 13421-98J00 |
|  DF300AP (2012)     |             |
|  DF300T/Z (2007-11) |             |




| REF  | OEM         |
|--|-------------|
| REC13421-87J00   | 13421-87J00 |
|  DF40, DF50 |             |



**4T STROKES**    **JUNTA TAPA DE FILTRO**    **GASKET, FILTER COVER**    **GUARNIZIONE COPERCHIO FILTRO**    **JOINT COUVERCLE DE FILTRE**

| REF   | OEM         |
|---|-------------|
| REC16539-87L00  | 16539-87L00 |
|  DF70A, DF80A, DF90A, DF100B (2009+) |             |



**4T STROKES** JUNTA TAPA DE SILEMBLOCK GASKET, SILEMBLOCK COVER GUARNIZIONE COPERCHIO SILEMBLOCK JOINT DE COUVERCLE SILEMBLOCK

| REF            | OEM         |
|----------------|-------------|
| REC51123-87L00 | 51123-87L00 |

DF70A, DF80A, DF90A, DF100B (2009+)

*new*

**4T STROKES** JUNTA TAPA DE BALANCINES GASKET, CYLINDER COVER GUARNIZIONE COPERCHIO PUNTERIE JOINT DE CACHE CULBUTEUR

| REF            | OEM         |
|----------------|-------------|
| REC11189-87L00 | 11189-87L00 |

DF70A, DF80A, DF90A, DF100B (2009+)

*new*

| REF            | OEM         |
|----------------|-------------|
| REC11189-87J00 | 11189-87J00 |

DF40, DF50 (1999-10)

*new*

**4T STROKES** JUNTA TAPA DE TERMOSTATO GASKET, THERMOSTAT COVER GUARNIZIONE COPERCHIO TERMOSTATO JOINT LOGEMENT THERMOSTAT

| REF            | OEM                        |
|----------------|----------------------------|
| REC17685-87D10 | 17685-87D10<br>17685-87D00 |

DF40, DF50 (1999-10)  
V6 H-Y (1987-00)

*new*

**4T STROKES** JUNTA VÁLVULA DE PRESIÓN GASKET, PRESSURE VALVE GUARNIZIONE VALVOLA PRESSIONE JOINT SOUPAPE DE PRESSION

| REF            | OEM         |
|----------------|-------------|
| REC17616-87J00 | 17616-87J00 |

DF40, DF50 (1999-10)

*new*

**4T STROKES** JUNTA RETÉN SUPERIOR GASKET, UPPER SEAL GUARNIZIONE PARAOLIO SUPERIORE JOINT D'HUILE SUPERIEUR

| REF            | OEM         |
|----------------|-------------|
| REC11413-87J00 | 11413-87J00 |

DF40, DF50 (1999-10)

*new*

| REF            | OEM         |
|----------------|-------------|
| REC11433-87J00 | 11433-87J00 |

DF40, DF50 (1999-10)

*new*

2T  
STROKES

**JUNTAS DE MOTOR  
2 TIEMPOS**

**ENGINE GASKET  
2 STROKES**

**GUARNIZIONI  
MOTORE 2 TEMPI**

**JOINTS DE MOTEUR  
2 TEMPS**


**JUNTAS DE CULATA**

**CYLINDER HEAD GASKET**

**GUARNIZIONE TESTA**


**JOINT DE CULASSE**

| REF            | OEM         |
|----------------|-------------|
| REC11141-98401 | 11141-98401 |

 DT2, DT2.2 G-Y (1686-00)




| REF            | OEM         |
|----------------|-------------|
| REC11141-96344 | 11141-96344 |

 DT25, DT30 K1-K2 (2001-02)




| REF            | OEM         |
|----------------|-------------|
| REC11141-98130 | 11141-98130 |

 DT5, DT6, DT8 G-Y (1986-00)  
DT6, DT8 Y-KS (2000-02)




| REF            | OEM         |
|----------------|-------------|
| REC11141-94450 | 11141-94450 |

 DT40C-W-G-X (1986-99)




| REF            | OEM         |
|----------------|-------------|
| REC11141-93960 | 11141-93950 |

 DT9.9D, DT15K-G-Y (1986-00)  
DT9.9, DT15K1-K4 (2001-04)  
DT15C (1989-97)




| REF            | OEM                        |
|----------------|----------------------------|
| REC11141-94720 | 11141-94701<br>11141-94720 |

 DT55, DT65J-X (1988-99)




| REF            | OEM         |
|----------------|-------------|
| REC11141-96303 | 11141-96344 |

 DT20, DT25, DT30G-Y (1986-00)




| REF            | OEM                        |
|----------------|----------------------------|
| REC11141-95505 | 11141-95505<br>11141-95621 |

 DT75, DT85J-Y (1988-00)




| REF            | OEM         |
|----------------|-------------|
| REC11141-95D40 | 11141-95D40 |

 DT25C, DT30C-K-Y (1989-00)




| REF            | OEM                        |
|----------------|----------------------------|
| REC11141-87E90 | 11141-87D90<br>11141-87E20 |

 DT25C, DT30C-K-Y (1989-00)




| REF            | OEM                        |
|----------------|----------------------------|
| REC11141-94506 | 11141-94506<br>11141-94620 |

 DT115, DT140G-Y (1986-00)  
4 In line



| REF            | OEM                        |
|----------------|----------------------------|
| REC11141-87D90 | 11141-87D90<br>11141-87D61 |

 150/200 HP (1986)  
V6




2T  
STROKES


**GUÍA  
JUNTAS DE CULATA**

**CYLINDER HEAD GASKET  
GUIDE**

**GUIDA  
GUARNIZIONE TESTA**

**GUIDE  
JOINTS DE CULASSE**

|   |         | REF            | RO<br>OEM   |
|---|---------|----------------|-------------|
|  |         |                |             |
| DT2.2, DT2.2 G-Y  | 1986-00 | REC11141-98401 | 11141-98411 |
| DT5, DT6, DT8 G-Y   | 1986-00 | REC11141-98130 | 11141-98130 |
| DT6, DT8 Y-K2   | 2000-02 | REC11141-98130 | 11141-98130 |
| DT9.9K, DT15 K-G-Y  | 1986-00 | REC11141-93960 | 11141-93950 |
| DT9.9, DT15 K1-K4   | 2001-04 | REC11141-93960 | 11141-93950 |
| DT15C   | 1989-97 | REC11141-93960 | 11141-93950 |
| DT20, DT25, DT30 G-Y  | 1986-00 | REC11141-96303 | 11141-96344 |
| DT25, DT30 C-K-Y  | 1989-00 | REC11141-95D40 | 11141-95D40 |
| DT25, DT30 K1-K2  | 2001-01 | REC11141-96344 | 11141-96343 |

|   |         | REF            | RO<br>OEM   |
|---|---------|----------------|-------------|
|  |         |                |             |
| DT40 C-W-G-X  | 1986-99 | REC11141-94450 | 11141-94440 |
| DT55, DT65 J-X  | 1988-99 | REC11141-94720 | 11141-94720 |
| DT75, DT85 J-Y  | 1988-00 | REC11141-95505 | 11141-95621 |
| DT90, DT100 L-Y   | 1990-00 | REC11141-87E90 | 11141-87E20 |
| DT115, DT140 G-Y  | 1986-00 | REC11141-94506 | 11141-94620 |
| DT150, DT200, V6  | 1986-86 | REC11141-87D90 | 11141-87D61 |
| DT150, DT200, DT225 W-K3  | 1998-03 | REC11141-87D92 | 11141-87D32 |

SUZUKI

RECAMBIOS  
MARINOS

2T  
STROKES

JUNTAS DE CULATÍN

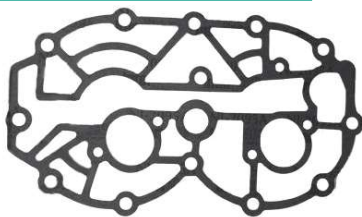
GASKET, HEAD COVER

GUARNIZIONE COPERCHIO TESTA

JOINTS DE COUVRE CULASSE

| REF            | OEM         |
|----------------|-------------|
| REC11162-94410 | 11162-94410 |

DT40C-WG-X (1986-99)  
DT40W K1-K4 (2001-04)



2T  
STROKES

JUNTAS BASE ACEITE

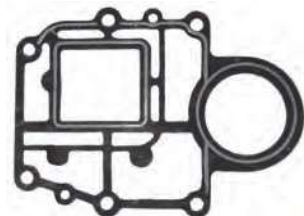
GASKET, UNDER OIL

GUARNIZIONE BASE OLIO

JOINTS DE TÊTE MOTRICE

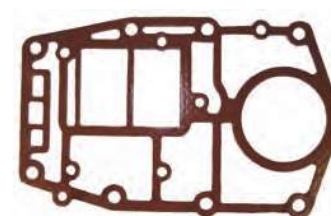
| REF            | OEM         |
|----------------|-------------|
| REC11433-93912 | 11433-93901 |

DT9.9, DT15 K1-K4 (2001-04)  
DT9.9K, DT15K-G-Y (1986-00)



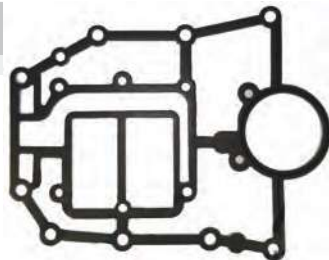
| REF            | OEM         |
|----------------|-------------|
| REC11433-96330 | 11433-96302 |

DT20, DT25, DT30G-Y (1986-00)  
DT25, DT30 K1-K2 (2001-02)



| REF            | OEM         |
|----------------|-------------|
| REC11433-94412 | 11433-94401 |

DT40C-W-G-X (1986-00)



2T  
STROKES

JUNTA TAPA DE TERMOSTATO

GASKET, THERMOSTAT COVER

GUARNIZIONE COPERCHIO TERMOSTATO

JOINT LOGEMENT THERMOSTAT

| REF            | OEM                        |
|----------------|----------------------------|
| REC17685-87D10 | 17685-87D10<br>17685-87D00 |

DT150, DT200, DT225 (1998-03)  
DT90, DT100 (1990-00)



new

RETENES DE ACEITE OIL SEALS

PARAOLIO

JOINT SPI

RETÉN DE ACEITE

OIL SEAL

PARAOLIO

JOINT SPI

| REF            | OEM         | SIZE             |
|----------------|-------------|------------------|
| REC09282-10008 | 09282-10008 | 10 x 21 x 4.5 mm |

DF2.5 (2006-13)  
DF4, DF5, DF6 (2002+)  
DT4/J4, DT5Y (1988-02)  
DT4K1 (2001)



| REF            | OEM         | SIZE           |
|----------------|-------------|----------------|
| REC09283-17002 | 09283-17002 | 17 x 29 x 7 mm |

DT2, DT2.2G-Y (1986-00)  
DT2.2 K1-K5 (2001-05)



| REF            | OEM         | SIZE             |
|----------------|-------------|------------------|
| REC09282-12008 | 09282-12008 | 12 x 24 x 4.5 mm |

DF2.5 (2012)  
DTK1 (2001)  
DF4, DF5, DF6 (2002-12)  
DT4, J4, DT5Y (1988-02)  
DT8, DT9.9C-J-V (1988-97)







| REF            | OEM         | SIZE           |
|----------------|-------------|----------------|
| REC09283-20018 | 09283-20018 | 20 x 37 x 9 mm |



DT4K1 (2001)  
DT4, J4, DT5Y (1988-02)  
DT8, DT9.9C-J-V (1988-97)  
DT15C (1989-97)











| REF   | OEM  |                |   |
|---|--|----------------|---|
| REC09282-12010  | 09282-12010  | 12 x 25 x 7 mm |  |
|  | DF9.9, DF15 (R) (2004-12)<br>DF9.9, DF15T-K3 (1996-03)<br>DT15C (1989-97)<br>DT9.9K, DT15K-G-Y (1986-00)<br>DT9.9, DT15K1-K4 (2001-04) |                |   |



| REF   | OEM   |  |   |
|---|---|--|---|
| REC09283-20045  | 09283-20045   |  |  |
|  | DT4 -J4, DT5Y (1988-00)<br>DT5Y (1998-02)<br>DT4K1 (2001) |  |   |



| REF   | OEM   |                    |   |
|---|---|--------------------|---|
| REC09282-15008  | 09282-15008   | 14.7 x 25 x 6.5 mm |  |
|  | DF20R, DF25, DF25RVZ (2006-11)<br>DT20, DT25, DT30G-Y (1986-00)<br>DT25, DT301-K2 (2001-02) |                    |   |



| REF   | OEM  |                |   |
|---|--|----------------|---|
| REC09283-25035  | 09283-25035  | 25 x 40 x 7 mm |  |
|  | DT15C (1989-97)<br>DT9.9K, DT15K-G-Y (1986-00)<br>DT9.9, DT15K1-K4 (2001-04) |                |   |



| REF   | OEM  |                |   |
|---|--|----------------|---|
| REC09282-17005  | 09282-17005  | 17 x 32 x 6 mm |  |
|  | DF40, DF50X-K10 (1999-10)<br>DF40A, DF50A, DF60A (2010+)<br>DT40X-W-G-X (1986-99)<br>DT40W-K1-K4 (2001-04) |                |   |



| REF   | OEM   |                |   |
|---|---|----------------|---|
| REC09283-25075  | 09283-25075   | 25 x 52 x 7 mm |  |
|  | DT9.9K, DT15K-G-Y (1986-00)<br>DT9.9, DT15K1-K4 (2001-04) |                |   |



| REF   | OEM  |                |   |
|---|--|----------------|---|
| REC09282-17009  | 09282-17009  | 17 x 28 x 6 mm |  |
|  | DF25, DF30W-K6 (2000-06)<br>DF40, DF50Y-K10 (1999-10)<br>DT25C, DT30C-K-Y (1989-00)<br>DT40C-W-G-X (1986-99)<br>DT40W-K1-K4 (2001-04)<br>DT55, DT65J-X (1988-99) |                |   |



| REF   | OEM                   |                |   |
|---|-----------------------|----------------|---|
| REC09283-25076  | 09283-25075           | 25 x 45 x 5 mm |  |
|  | DF4, DF5, DF6 (2002+) |                |   |



| REF   | OEM  |                |   |
|---|--|----------------|---|
| REC09283-10003  | 09283-10003  | 10 x 22 x 6 mm |  |
|  | DT4 J4, DT5Y (1988-02)<br>DT4K1 (2001)<br>DT5, DT6, DT8G-Y (1986-00)<br>DT6, DT8Y-K2 (2000-02) |                |   |



| REF   | OEM  |                |   |
|---|--|----------------|---|
| REC09283-30062  | 09283-30062  | 30 x 55 x 8 mm |  |
|  | DT20, DT25, DT30G-Y (1986-00)<br>DT25, DT30K1-K2 (2001-02)<br>DT40C-W-G-X (1986-99)<br>DT40W K1-K4 (2001-04)<br>DT55, DT65J-X (1988-99)<br>DT75, DT85J-Y (1988-00) |                |   |



| REF   | OEM                   |                |   |
|---|-----------------------|----------------|---|
| REC09283-10009  | 09283-10009           | 10 x 45 x 5 mm |  |
|  | DF4, DF5, DF6 (2002+) |                |   |



| REF   | OEM   |                |   |
|---|---|----------------|---|
| REC09289-12002  | 09289-12002                                       | 12 x 28 x 8 mm |  |
|  | DT2, DT2.2 G-Y (1986-00)<br>DT2.2 K1-K5 (2001-05) |                |   |



| REF   | OEM  |                |   |
|---|--|----------------|---|
| REC09283-35043  | 09283-35043  | 35 x 55 x 7 mm |  |
|  | DT40C-W-G-X (1986-99)<br>DT40WK1-K4 (2001-04)<br>DT55, DT65J-X (1988-99) |                |   |

| REF   | OEM  |                |   |
|---|--|----------------|---|
| REC09289-17004  | 09289-17004  | 17 x 30 x 9 mm |  |
|  | DT20, DT25, DT30G-Y (1986-00)<br>DT25, DT30K1-K2 (2001-02) |                |   |


| REF   | OEM  |  |   |
|---|--|--|---|
| REC09289-10005  | 09289-10005                                      |  |  |
|  | DT2, DT2.2G-Y (1986-00)<br>DT2.2 K1-K5 (2001-05) |  |   |


| REF   | OEM  |                |   |
|---|--|----------------|---|
| REC09289-17006  | 09289-17006  | 17 x 30 x 6 mm |  |
|  | DF8A-AR, DF9.9A-AR (2010-12)<br>DF9.9, DF15(R) (2004-12)<br>DF9.9, DF15T-K3 (1996-03)<br>D9.9K, DT15K-G-Y (1986-00)<br>DT9.9, DT15K1-K4 (2001-04)<br>DT15C (1989-97) |                |   |

| REF   | OEM  |                 |   |
|---|--|-----------------|---|
| REC09283-30064  | 09283-30064  | 30 x 55 x 10 mm |  |
|  | DT20, DT25, DT30G-Y (1986-00)<br>DT25, DT30K1-K2 (2001-02) |                 |   |


| REF   | OEM  |                  |   |
|---|--|------------------|---|
| REC09289-20009  | 09289-20009  | 20 x 34 x 6,5 mm |  |
|  | DF20R, DF25, DF25RVZ (2006-11)<br>DF25, DF30Y-K6 (2000-06)<br>DT20, DT25, DT30G-Y (1986-00)<br>DT25, DT30K1-K2 (2001-02)<br>DT25C, DT30C-K-Y (1989-00) |                  |   |


| REF            | OEM         |                  |
|----------------|-------------|------------------|
| REC09289-22007 | 09289-22007 | 21.2 x 35 x 5 mm |





 DF40A, DF50A, DF60A (2010+)  
 DF40, DF50X-K10 (1999-10)  
 DT40X-W-G-X (1986-99)  
 DT40C-W-G-X (1986-99)  
 DT40W-K1-K4 (2001-04)  
 DT55, DT65J-X (1988-99)


| REF            | OEM         |                 |
|----------------|-------------|-----------------|
| REC09289-12003 | 09289-12003 | 13 x 26 x 10 mm |





 DF15 (2012)  
 DF9.9, DF15T-K3 (1996-03)  
 DF9.9, DF15(R) (2004-11)  
 DT15C (1989-97)  
 DT9.9, DT15 K1-K4 (2001-04)  
 DT9.9K, DT15K G-Y (1986-00)


| REF            | OEM         |                 |
|----------------|-------------|-----------------|
| REC09289-30008 | 09289-30008 | 30 x 52 x 10 mm |




 DT9.9K, DT15K-G-Y (1986-00)  
 DT9.9, DT15K1-K4 (2001-04)

| REF            | OEM                        |                |
|----------------|----------------------------|----------------|
| REC93101-22067 | 09282-22007<br>09282-22004 | 22 x 36 x 6 mm |




 DT90, DT100 (1990-00)  
 DF40A, DF50A, DF60A (2014+)  
 DF60, DF70 (1998-09)  
 DF70A, DF80A, DF90A (2009-14)

**JUNTA TAPÓN DE DRENAJE**

**O-RING DRAIN CAP**

**GUARNIZIONE TAPPO DRENAGIO**

**JOINT DE VIDANGE**

| REF            | OEM         |                  |
|----------------|-------------|------------------|
| REC09168-10022 | 09168-10022 | 10 x 17 x 1.5 mm |




 2.5 ---> 225 HP

**CIGÜEÑAL**

**CRANKSHAFT**

**ALBERO MOTORE**

**VILEBREQUIN**


**PARTES DE CIGÜEÑAL**

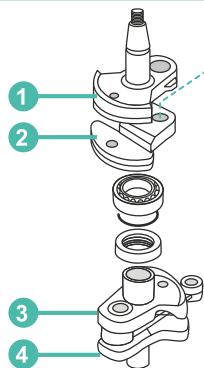
**CRANKSHAFT PARTS**

**PARTE ALBERO MOTORE**

**PARTIES DE VILEBREQUIN**

|   | REF            | OEM         |
|---|----------------|-------------|
| 1 | REC12221-94412 | 12221-94412 |
| 2 | REC12231-94413 | 12231-94413 |
| 3 | REC12232-94412 | 12232-94412 |
| 4 | REC12240-94432 | 12240-94432 |


 DT40C-W-G-X (1986-99)  
 DTW-K1-K4 (2001-04)




**RODAMIENTOS DE CIGÜEÑAL**

**CRANKSHAFT BEARINGS**


**CUSCINETTI ALBERO MOTORE ROULEMENTS VILEBREQUIN**

| REF            | OEM         |                 |
|----------------|-------------|-----------------|
| REC09262-25078 | 09262-25078 | 25 x 25 x 15 mm |


 DT9.9K, DT15K-G-Y (1986-00)  
 DT9.9, DT15K1-K4 (2001-04)




| REF            | OEM         |                 |
|----------------|-------------|-----------------|
| REC09269-30012 | 09269-30012 | 30 x 72 x 19 mm |


 DT40X-W-G-X (1986-99)  
 DT40WK1-K4 (2001-04)  
 DT55, DT65J-X (1988-99)  
 DT75, DT85J-Y (1988-00)




| REF            | OEM         |                 |
|----------------|-------------|-----------------|
| REC09262-30055 | 09262-30055 | 30 x 72 x 19 mm |


 DT20, DT25, DT30G-Y (1986-00)  
 DT25, DT30K1-K2 (2001-04)  
 DT75, DT85J-Y (1988-00)



| BIELAS  | CONNECTING ROD  | BIELLA            | BIELLE               |             |   |  |   |   |     |     |   |             |   |   |  |                |             |   |  |  |  |
|---|---|-------------------|----------------------|-------------|---|--|---|---|-----|-----|---|-------------|---|---|--|----------------|-------------|---|--|--|--|
| <table border="1"> <thead> <tr> <th>REF</th> <th>OEM</th> </tr> </thead> <tbody> <tr> <td>REC12161-93902</td> <td>12161-93902</td> </tr> <tr> <td></td> <td>DT9.9K, DT15K-G-Y (1986-00)<br/>DT9.9, DT15K1-K4 (2001-04)<br/>DT15C (1989-97)</td> </tr> </tbody> </table>   | REF   | OEM               | REC12161-93902       | 12161-93902 |  | DT9.9K, DT15K-G-Y (1986-00)<br>DT9.9, DT15K1-K4 (2001-04)<br>DT15C (1989-97) |   | <table border="1"> <thead> <tr> <th>REF</th> <th>OEM</th> </tr> </thead> <tbody> <tr> <td>REC12161-94400</td> <td>12161-94400</td> </tr> <tr> <td></td> <td>DT40C-W-G-Y (1986-99)<br/>DT40W K1-K4 (2001-04)<br/>DT55, DT65J-X (1988-99)</td> </tr> </tbody> </table>  | REF | OEM | REC12161-94400  | 12161-94400 |  | DT40C-W-G-Y (1986-99)<br>DT40W K1-K4 (2001-04)<br>DT55, DT65J-X (1988-99) |  |                |             |   |  |  |  |
| REF   | OEM   |                   |                      |             |   |  |   |   |     |     |   |             |   |   |  |                |             |   |  |  |  |
| REC12161-93902  | 12161-93902   |                   |                      |             |   |  |   |   |     |     |   |             |   |   |  |                |             |   |  |  |  |
|    | DT9.9K, DT15K-G-Y (1986-00)<br>DT9.9, DT15K1-K4 (2001-04)<br>DT15C (1989-97)                          |                   |                      |             |   |  |   |   |     |     |   |             |   |   |  |                |             |   |  |  |  |
| REF   | OEM   |                   |                      |             |   |  |   |   |     |     |   |             |   |   |  |                |             |   |  |  |  |
| REC12161-94400  | 12161-94400   |                   |                      |             |   |  |   |   |     |     |   |             |   |   |  |                |             |   |  |  |  |
|    | DT40C-W-G-Y (1986-99)<br>DT40W K1-K4 (2001-04)<br>DT55, DT65J-X (1988-99)                             |                   |                      |             |   |  |   |   |     |     |   |             |   |   |  |                |             |   |  |  |  |
| <table border="1"> <thead> <tr> <th>REF</th> <th>OEM</th> </tr> </thead> <tbody> <tr> <td>REC12161-96300</td> <td>12161-96300</td> </tr> <tr> <td></td> <td>DT20, DT25, DT30G-Y (1986-00)<br/>DT25, DT30K1-K2 (2001-02)</td> </tr> </tbody> </table>    | REF   | OEM               | REC12161-96300       | 12161-96300 |  | DT20, DT25, DT30G-Y (1986-00)<br>DT25, DT30K1-K2 (2001-02)                   |   |   |     |     |   |             |   |   |  |                |             |   |  |  |  |
| REF   | OEM   |                   |                      |             |   |  |   |   |     |     |   |             |   |   |  |                |             |   |  |  |  |
| REC12161-96300  | 12161-96300   |                   |                      |             |   |  |   |   |     |     |   |             |   |   |  |                |             |   |  |  |  |
|    | DT20, DT25, DT30G-Y (1986-00)<br>DT25, DT30K1-K2 (2001-02)  |                   |                      |             |   |  |   |   |     |     |   |             |   |   |  |                |             |   |  |  |  |
| ARANDELAS DE BIELA  | CONNECTING ROD, THRUST WASHER   | RONDELLE BIELLA   | RONDELLE DE BIELLE   |             |   |  |   |   |     |     |   |             |   |   |  |                |             |   |  |  |  |
| <table border="1"> <thead> <tr> <th>REF</th> <th>OEM</th> </tr> </thead> <tbody> <tr> <td>REC09160-27008</td> <td>09160-27008</td> </tr> <tr> <td></td> <td>DT35 (1987-89)<br/>DT40 (1986-98)<br/>DT55 (1985-97)<br/>DT65 (1985-97)</td> </tr> </tbody> </table>    | REF   | OEM               | REC09160-27008       | 09160-27008 |  | DT35 (1987-89)<br>DT40 (1986-98)<br>DT55 (1985-97)<br>DT65 (1985-97)         |   | <table border="1"> <thead> <tr> <th>REF</th> <th>OEM</th> </tr> </thead> <tbody> <tr> <td>REC09181-24001</td> <td>09181-24001</td> </tr> <tr> <td></td> <td>DT20, DT25, DT30G-Y (1986-00)<br/>DT25, DT30K1-K2 (2001-02)</td> </tr> </tbody> </table>                  | REF | OEM | REC09181-24001  | 09181-24001 |  | DT20, DT25, DT30G-Y (1986-00)<br>DT25, DT30K1-K2 (2001-02)                |  |                |             |   |  |  |  |
| REF   | OEM   |                   |                      |             |   |  |   |   |     |     |   |             |   |   |  |                |             |   |  |  |  |
| REC09160-27008  | 09160-27008   |                   |                      |             |   |  |   |   |     |     |   |             |   |   |  |                |             |   |  |  |  |
|    | DT35 (1987-89)<br>DT40 (1986-98)<br>DT55 (1985-97)<br>DT65 (1985-97)                                  |                   |                      |             |   |  |   |   |     |     |   |             |   |   |  |                |             |   |  |  |  |
| REF   | OEM   |                   |                      |             |   |  |   |   |     |     |   |             |   |   |  |                |             |   |  |  |  |
| REC09181-24001  | 09181-24001   |                   |                      |             |   |  |   |   |     |     |   |             |   |   |  |                |             |   |  |  |  |
|    | DT20, DT25, DT30G-Y (1986-00)<br>DT25, DT30K1-K2 (2001-02)  |                   |                      |             |   |  |   |   |     |     |   |             |   |   |  |                |             |   |  |  |  |
| <table border="1"> <thead> <tr> <th>REF</th> <th>OEM</th> </tr> </thead> <tbody> <tr> <td>REC09160-20052</td> <td>09160-20052</td> </tr> <tr> <td></td> <td>DT15C (1989-97)<br/>DT9.9, DT15K1-K4 (2001-04)<br/>DT9.9K, DT15K-G-Y (1986-00)</td> </tr> </tbody> </table>    | REF   | OEM               | REC09160-20052       | 09160-20052 |  | DT15C (1989-97)<br>DT9.9, DT15K1-K4 (2001-04)<br>DT9.9K, DT15K-G-Y (1986-00) |   |   |     |     |   |             |   |   |  |                |             |   |  |  |  |
| REF   | OEM   |                   |                      |             |   |  |   |   |     |     |   |             |   |   |  |                |             |   |  |  |  |
| REC09160-20052  | 09160-20052   |                   |                      |             |   |  |   |   |     |     |   |             |   |   |  |                |             |   |  |  |  |
|    | DT15C (1989-97)<br>DT9.9, DT15K1-K4 (2001-04)<br>DT9.9K, DT15K-G-Y (1986-00)                          |                   |                      |             |   |  |   |   |     |     |   |             |   |   |  |                |             |   |  |  |  |
| COJINETES DE BIELA  | CONNECTING ROD, BEARINGS  | CUSCINETTI BIELLA | ROULEMENTS DE BIELLE |             |   |  |   |   |     |     |   |             |   |   |  |                |             |   |  |  |  |
| <table border="1"> <thead> <tr> <th>1</th> <th>REF</th> <th>OEM</th> </tr> </thead> <tbody> <tr> <td></td> <td>REC09263-14022</td> <td>09263-14022</td> </tr> <tr> <td></td> <td>DT9.9K, DT15K G-Y (1986-00)<br/>DT9.9, DT15K1-K4 (2001-04)</td> <td></td> </tr> </tbody> </table>    | 1   | REF               | OEM                  |             | REC09263-14022  | 09263-14022  |  | DT9.9K, DT15K G-Y (1986-00)<br>DT9.9, DT15K1-K4 (2001-04)   |     |     | <table border="1"> <thead> <tr> <th>2</th> <th>REF</th> <th>OEM</th> </tr> </thead> <tbody> <tr> <td></td> <td>REC09263-14022</td> <td>09263-14022</td> </tr> <tr> <td></td> <td>DT9.9K, DT15K G-Y (1986-00)<br/>DT9.9, DT15K1-K4 (2001-04)</td> <td></td> </tr> </tbody> </table>                       | 2           | REF   | OEM   |  | REC09263-14022 | 09263-14022 |  | DT9.9K, DT15K G-Y (1986-00)<br>DT9.9, DT15K1-K4 (2001-04)                    |  |  |
| 1   | REF   | OEM               |                      |             |   |  |   |   |     |     |   |             |   |   |  |                |             |   |  |  |  |
|   | REC09263-14022  | 09263-14022       |                      |             |   |  |   |   |     |     |   |             |   |   |  |                |             |   |  |  |  |
|    | DT9.9K, DT15K G-Y (1986-00)<br>DT9.9, DT15K1-K4 (2001-04)   |                   |                      |             |   |  |   |   |     |     |   |             |   |   |  |                |             |   |  |  |  |
| 2   | REF   | OEM               |                      |             |   |  |   |   |     |     |   |             |   |   |  |                |             |   |  |  |  |
|   | REC09263-14022  | 09263-14022       |                      |             |   |  |   |   |     |     |   |             |   |   |  |                |             |   |  |  |  |
|    | DT9.9K, DT15K G-Y (1986-00)<br>DT9.9, DT15K1-K4 (2001-04)   |                   |                      |             |   |  |   |   |     |     |   |             |   |   |  |                |             |   |  |  |  |
| <table border="1"> <thead> <tr> <th>1</th> <th>REF</th> <th>OEM</th> </tr> </thead> <tbody> <tr> <td></td> <td>REC09263-18016</td> <td>09263-14022</td> </tr> <tr> <td></td> <td>DT25 (1983-88)<br/>DT30 (1983-88)</td> <td></td> </tr> </tbody> </table>   | 1   | REF               | OEM                  |             | REC09263-18016  | 09263-14022  |  | DT25 (1983-88)<br>DT30 (1983-88)  |     |     | <table border="1"> <thead> <tr> <th>2</th> <th>REF</th> <th>OEM</th> </tr> </thead> <tbody> <tr> <td></td> <td>REC09263-20051</td> <td>09263-20051</td> </tr> <tr> <td></td> <td>DT15C (1989-97)<br/>DT9.9, DT15K1-K4 (2001-04)<br/>DT9.9K, DT15K-G-Y (1986-00)</td> <td></td> </tr> </tbody> </table>  | 2           | REF   | OEM   |  | REC09263-20051 | 09263-20051 |  | DT15C (1989-97)<br>DT9.9, DT15K1-K4 (2001-04)<br>DT9.9K, DT15K-G-Y (1986-00) |  |  |
| 1   | REF   | OEM               |                      |             |   |  |   |   |     |     |   |             |   |   |  |                |             |   |  |  |  |
|   | REC09263-18016  | 09263-14022       |                      |             |   |  |   |   |     |     |   |             |   |   |  |                |             |   |  |  |  |
|    | DT25 (1983-88)<br>DT30 (1983-88)  |                   |                      |             |   |  |   |   |     |     |   |             |   |   |  |                |             |   |  |  |  |
| 2   | REF   | OEM               |                      |             |   |  |   |   |     |     |   |             |   |   |  |                |             |   |  |  |  |
|   | REC09263-20051  | 09263-20051       |                      |             |   |  |   |   |     |     |   |             |   |   |  |                |             |   |  |  |  |
|    | DT15C (1989-97)<br>DT9.9, DT15K1-K4 (2001-04)<br>DT9.9K, DT15K-G-Y (1986-00)                          |                   |                      |             |   |  |   |   |     |     |   |             |   |   |  |                |             |   |  |  |  |
| <table border="1"> <thead> <tr> <th>1</th> <th>REF</th> <th>OEM</th> </tr> </thead> <tbody> <tr> <td></td> <td>REC09263-20072</td> <td>09263-20072</td> </tr> <tr> <td></td> <td>DT40C-W-G-X (1986-99)<br/>DT40W K1-K4 (2001-04)<br/>DT55, DT65J-X (1988-99)<br/>DT90, DT100L-Y (1990-00)</td> <td></td> </tr> </tbody> </table>  | 1   | REF               | OEM                  |             | REC09263-20072  | 09263-20072  |  | DT40C-W-G-X (1986-99)<br>DT40W K1-K4 (2001-04)<br>DT55, DT65J-X (1988-99)<br>DT90, DT100L-Y (1990-00)   |     |     | <table border="1"> <thead> <tr> <th>2</th> <th>REF</th> <th>OEM</th> </tr> </thead> <tbody> <tr> <td></td> <td>REC09263-27005</td> <td>09263-27005</td> </tr> <tr> <td></td> <td>DT40C-W-G-X (1986-99)<br/>DT40W K1-K4 (2001-04)<br/>DT55, DT65J-X (1988-99)</td> <td></td> </tr> </tbody> </table>     | 2           | REF   | OEM   |  | REC09263-27005 | 09263-27005 |  | DT40C-W-G-X (1986-99)<br>DT40W K1-K4 (2001-04)<br>DT55, DT65J-X (1988-99)    |  |  |
| 1   | REF   | OEM               |                      |             |   |  |   |   |     |     |   |             |   |   |  |                |             |   |  |  |  |
|   | REC09263-20072  | 09263-20072       |                      |             |   |  |   |   |     |     |   |             |   |   |  |                |             |   |  |  |  |
|    | DT40C-W-G-X (1986-99)<br>DT40W K1-K4 (2001-04)<br>DT55, DT65J-X (1988-99)<br>DT90, DT100L-Y (1990-00) |                   |                      |             |   |  |   |   |     |     |   |             |   |   |  |                |             |   |  |  |  |
| 2   | REF   | OEM               |                      |             |   |  |   |   |     |     |   |             |   |   |  |                |             |   |  |  |  |
|   | REC09263-27005  | 09263-27005       |                      |             |   |  |   |   |     |     |   |             |   |   |  |                |             |   |  |  |  |
|    | DT40C-W-G-X (1986-99)<br>DT40W K1-K4 (2001-04)<br>DT55, DT65J-X (1988-99)                             |                   |                      |             |   |  |   |   |     |     |   |             |   |   |  |                |             |   |  |  |  |
| <table border="1"> <thead> <tr> <th>1</th> <th>REF</th> <th>OEM</th> </tr> </thead> <tbody> <tr> <td></td> <td>REC09263-24018</td> <td>09263-24018</td> </tr> <tr> <td></td> <td>DF20 (1986-88)<br/>DT25 (1983-88)<br/>DT30 (1983-85)<br/>DT40 (1984-85)<br/>DT50 (1984+)</td> <td></td> </tr> </tbody> </table>                  | 1   | REF               | OEM                  |             | REC09263-24018  | 09263-24018  |  | DF20 (1986-88)<br>DT25 (1983-88)<br>DT30 (1983-85)<br>DT40 (1984-85)<br>DT50 (1984+)  |     |     |   |             |   |   |  |                |             |   |  |  |  |
| 1   | REF   | OEM               |                      |             |   |  |   |   |     |     |   |             |   |   |  |                |             |   |  |  |  |
|   | REC09263-24018  | 09263-24018       |                      |             |   |  |   |   |     |     |   |             |   |   |  |                |             |   |  |  |  |
|    | DF20 (1986-88)<br>DT25 (1983-88)<br>DT30 (1983-85)<br>DT40 (1984-85)<br>DT50 (1984+)                  |                   |                      |             |   |  |   |   |     |     |   |             |   |   |  |                |             |   |  |  |  |



PISTONES

PISTONS

PISTONI

PISTONS

KITS DE PISTONES

PISTON KITS

KIT PISTONE

KIT PISTON

|  | STD             |             |
|--|-----------------|-------------|
|  | REF             | OEM         |
|  | REC12110-93130K | 12110-93130 |
|  | REC12140-93121  | 12140-93121 |
|  | REC09263-14022  | 09263-14014 |



DT9.9, DT15K-G-Y (1986-00)  
DT9.9, DT15K1-K4 (2001-04)

|  | STD             |              |
|--|-----------------|--------------|
|  | REF             | OEM          |
|  | REC12110-94400K | 12110-94400K |
|  | REC12140-94400  | 12140-94400  |
|  | REC09263-20072  | 09263-20072  |



DT40C-W-G-X (1986-99)  
DT40W-K1-K4 (2001-04)

|  | STD             |             |
|--|-----------------|-------------|
|  | REF             | OEM         |
|  | REC12110-94350K | 12110-94350 |



DT35 (1980-82)  
DT40 (1980-82)

GUÍA  
CORREAS DE  
DISTRIBUCIÓN

GUIDE  
TIMING BELT

GUIDA  
CINGHIE  
DISTRIBUZIONE

GUIDE DES  
COURROIES DE  
DISTRIBUTION

|  |                              |         | REF |                | OEM         |  |
|--|------------------------------|---------|-----|----------------|-------------|--|
|  |                              |         |     |                |             |  |
|  | DF8A, DF8AR, DF9.9A, DF9.9AR | 2010+   | 66  | REC12761-99J00 | 12761-99J00 |  |
|  | DF15                         | 2012    | 69  | REC12761-93ELO | 12761-93ELO |  |
|  | DF9.9, DF15T-K3              | 1996-03 | 69  | REC12761-93ELO | 12761-93ELO |  |
|  | DF9.9, DF15 R                | 2004-11 | 69  | REC12761-93ELO | 12761-93ELO |  |
|  | DF9.9B, DF15A                | 2013+   | 69  | REC12761-93ELO | 12761-93ELO |  |
|  | DF60, DF70 W-K9              | 1998-09 | 89  | REC12761-72F00 | 12761-72F00 |  |






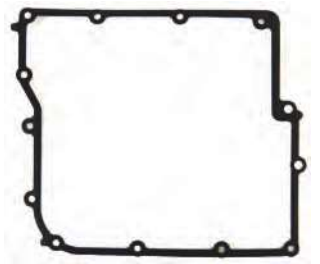
# SISTEMA DE ESCAPE Y ADMISIÓN EXHAUST & INTAKE SYSTEM

# SISTEMA DI SCARICO E ASPIRAZIONE SYSTÈME D'ÉCHAPPEMENT ET D'ADMISSION

4T  
STROKES


| SISTEMA DE ESCAPE 4 TIEMPOS | EXHAUST SYSTEM 4 STROKES | SISTEMA SCARICO 4 TEMPI       | SYSTÈME D'ÉCHAPPEMENT 4 TEMPS |
|-----------------------------|--------------------------|-------------------------------|-------------------------------|
| <b>JUNTAS COLECTOR</b>      | <b>GASKET, COLLECTOR</b> | <b>GUARNIZIONE COLLETTORE</b> | <b>JOINT DE COLLECTEUR</b>    |


| REF  | OEM         |
|--|-------------|
| REC13147-98J00   | 13147-98J00 |
|  DF300AP (2012)<br>DF300T/Z (2007-11) |             |




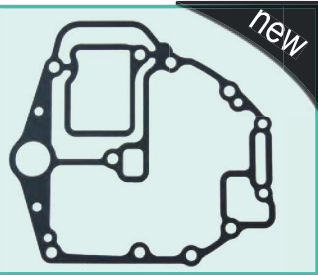
4T  
STROKES

| JUNTAS CARTER        | OIL PAN GASKET        | GUARNIZIONE CARTER        | JOINTS DE CARTER        |
|----------------------|-----------------------|---------------------------|-------------------------|
| <b>JUNTAS CARTER</b> | <b>OIL PAN GASKET</b> | <b>GUARNIZIONE CARTER</b> | <b>JOINTS DE CARTER</b> |


| REF   | OEM         |
|---|-------------|
| REC11489-90J00  | 11489-90J00 |
|  DF90, DF100, DF115 K1-K11 (2001-11)<br>DF140 (2002-12)<br>DF115WT, DF140WT-K3 (2003)<br>DF100A, DF115A 7, DF140 (2013+) |             |





| REF   | OEM         |
|---|-------------|
| REC11489-87L00  | 11489-87L00 |
|  DF70A, DF80A, DF90A, DF100B (2009+) |             |




| REF  | OEM         |
|--|-------------|
| REC11489-93E11   | 11489-93E10 |
|  DF9.9, DF15 (R) (2004-11)<br>DF15 (2012) |             |



| REF  | OEM         |
|--|-------------|
| REC11489-87J00   | 11489-87J00 |
|  DF40, DF50 (1999-10) |             |





| REF   | OEM         |
|---|-------------|
| REC11489-93J00  | 11489-93J00 |
|  DF200, DF225, DF250 (2004+)<br>DF300AP (2012)<br>DF300T-Z (2007-11) |             |



4T  
STROKES

| JUNTA MÚLTIPLE DE ESCAPE        | MULTI EXHAUST GASKET        | GUARNIZIONE SCARICO MULTIPLIO        | JOINT DE PIPE D'ÉCHAPPEMENT        |
|---------------------------------|-----------------------------|--------------------------------------|------------------------------------|
| <b>JUNTA MÚLTIPLE DE ESCAPE</b> | <b>MULTI EXHAUST GASKET</b> | <b>GUARNIZIONE SCARICO MULTIPLIO</b> | <b>JOINT DE PIPE D'ÉCHAPPEMENT</b> |

| REF   | OEM         |
|---|-------------|
| REC11542-87L00  | 11542-87L00 |
|  DF70A, DF80A, DF90A, DF100B (2009+) |             |



SUZUKI

RECAMBIOS MARINOS

SISTEMA DE ADMISION 4 TIEMPOS

INTAKE SYSTEM 4 STROKES

SISTEMA ASPIRAZIONE 4 TEMPI

SYSTEME D'ADMISSION 4 TEMPS


4T  
STROKES


JUNTAS COLECTOR


GASKET, COLLECTOR

GUARNIZIONE COLLETTORE

JOINT DE COLLECTEUR

| REF   | OEM                              |
|---|----------------------------------|
| REC13122-95J00  | 13122-95J00                      |
|  | DF20R, DF25, DF25R V2 (2006 -11) |



| REF   | OEM                         |
|---|-----------------------------|
| REC13119-93J00  | 13119-93J00                 |
|  | DF200, DF225, DF250 (2004+) |



4T  
STROKES

JUNTA TAPA ESCAPE


GASKET EXHAUST COVER

GUARNIZIONE COPERCHIO SCARICO

JOINT DE COUVERCLE D'ECHAPPEMENT

| REF   | OEM   |
|---|---|
| REC14212-93J00  | 14212-93J00   |
|  | DF200, DF225, DF250 (2004+)<br>DF300AP (2012)<br>DF300T/Z (2007-11) |




| REF   | OEM                         |
|---|-----------------------------|
| REC52331-87L00  | 52331-87L00                 |
|  | DF70A, DF80A, DF90A (2009+) |



| REF   | OEM   |                                   |
|---|---|-----------------------------------|
| REC14152-93J00  | 14152-93J00   | BABOR   PORT   BABORDO   GAUCHE   |
| REC14151-93J00  | 14151-93J00   | ESTRIBOR   STD   TRIBORDO   DROIT |
|  | DF200, DF225, DF250 (2004+)<br>DF300AP (2015)<br>DF300T/Z (2007-11) |                                   |



| REF   | OEM                                 |
|---|-------------------------------------|
| REC14151-87L00  | 14151-87L00                         |
|  | DF70A, DF80A, DF90A, DF100B (2009+) |



**SISTEMA DE ESCAPE 2 TIEMPOS**

**EXHAUST SYSTEM 2 STROKES**

**SISTEMA SCARICO 2 TEMPI**

**SYSTÈME D'ÉCHAPPEMENT 2 TEMPS**


2T  
STROKES

**JUNTAS DE ESCAPE**


**GASKET, EXHAUST**

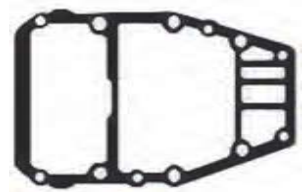
**GUARNIZIONE SCARICO**


**JOINTS D'ÉCHAPPEMENT**

| REF   | OEM                   |
|---|-----------------------|
| REC14212-94413  | 14212-94412           |
|  | DT40C-W-G-X (1986-99) |





| REF   | OEM  |
|---|--|
| REC52113-93910  | 52113-93901  |
|  | DT9.9, DT15 K1-K4 (2001-04)<br>DT9.9K, DT15K-G-Y (1986-00) |




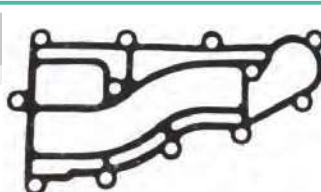
| REF   | OEM  |
|---|--|
| REC52113-96330  | 52113-96304  |
|  | DT20, DT25, DT30G-Y (1986-00)<br>DT25, DT30K1-K4 (2001-02) |




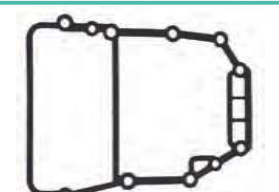
| REF   | OEM   |
|---|---|
| REC14151-96311  | 14151-96310   |
|  | DT20, DT25, DT30G-Y (1986-00)<br>DT25, DT30 K1-K2 (2001-02) |




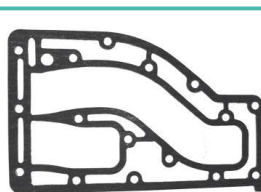
| REF   | OEM  |
|---|--|
| REC14151-93912  | 14151-93901  |
|  | DT9.9, DT15 K1-K4 (2001-04)<br>DT9.9K, DT15K-G-Y (1986-00) |



| REF   | OEM  |
|---|--|
| REC11434-94411  | 11434-94411                                    |
|  | DT40C-W-G-X (1986-99)<br>DT40W K1-K4 (2001-04) |



| REF   | OEM  |
|---|--|
| REC14151-94411  | 14151-94412                                    |
|  | DT40C-W-G-X (1986-99)<br>DT40W K1-K4 (2001-04) |




2T  
STROKES


**JUNTAS TAPA DE ESCAPE**

**GASKET, EXHAUST COVER**

**GUARNIZIONE COPERTURA SCARICO**

**JOINTS DE PLAQUE D'ÉCHAPPEMENT**

| REF   | OEM  |
|---|--|
| REC14141-93952-0EP  | 14141-93952-0EP  |
|  | DT9.9, DT15 K1-K4 (2001-04)<br>DT9.9K, DT15K G-Y (1986-00) |




2T  
STROKES


**JUNTAS TUBO DE ESCAPE**

**GASKET, EXHAUST TUBE**

**GUARNIZIONE TUBO DI SCARICO**

**JOINT TUBE D'ÉCHAPPEMENT**

| REF   | OEM  |
|---|--|
| REC14212-91L00  | 14212-91L00<br>14212-96310                                   |
|  | DT20, DT25, DT30 G-Y (1986-00)<br>DT25, DT30 K1-K2 (2001-02) |



# UNIDADES DE TRANSMISIÓN UNIT DRIVES & COMPONENTS

# UNITÀ DI TRASMISSIONE EMBASES ET PIÈCES

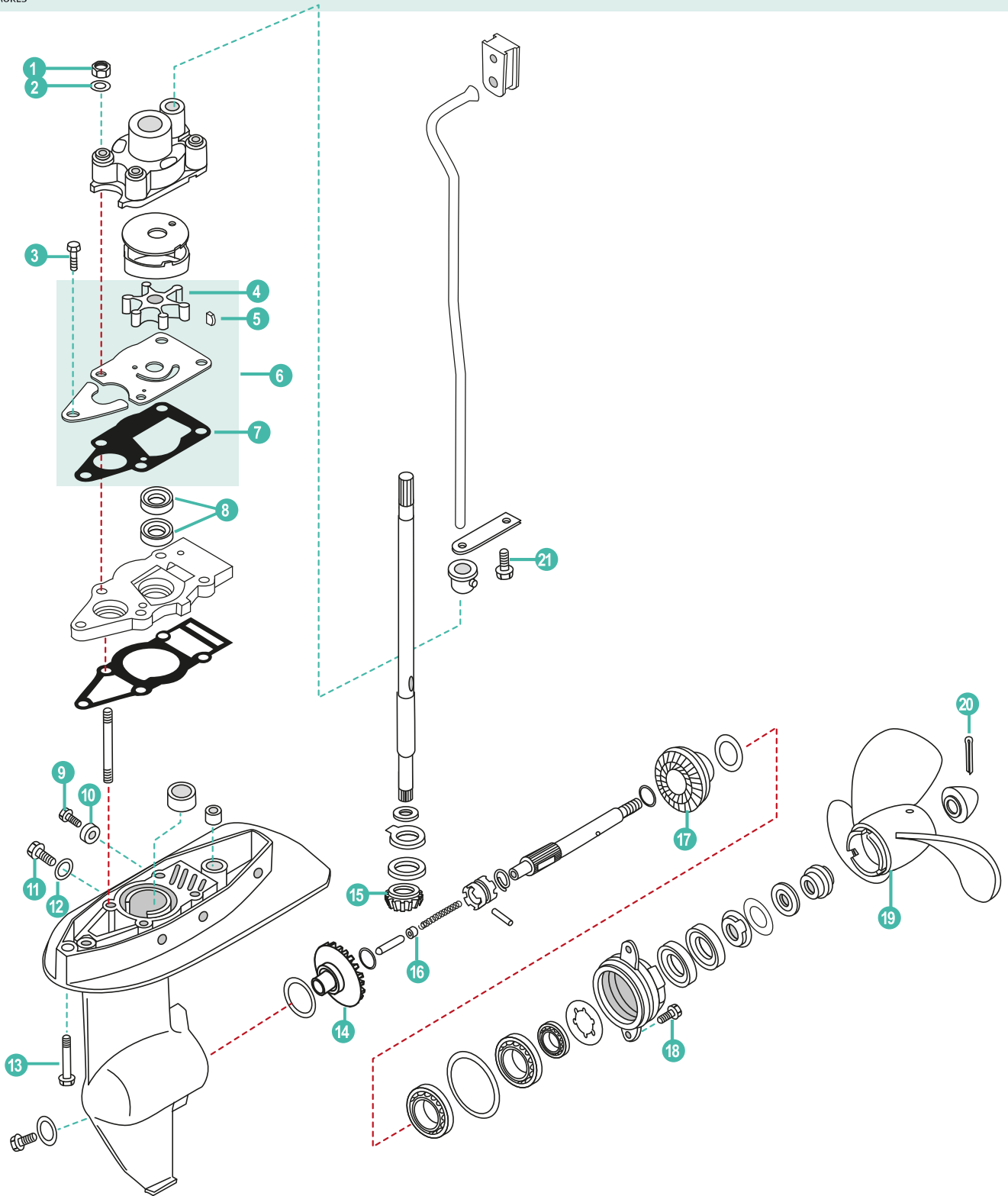
DESPIECE COLAS  
4 TIEMPOS

GEAR CASE PARTS  
4 STROKES

PARTI PIEDI  
DE 4 TEMPI

PIÈCES D'EMBASES  
4 TEMPS

4T  
STROKES  
DF4, DF5, DF6



SUZUKI

RECAMBIOS  
MARINOS



|    | REF              | OEM             |                          |                            |                           |                         |
|----|------------------|-----------------|--------------------------|----------------------------|---------------------------|-------------------------|
| 1  | PAGB/T6170-M6    | 29141-93J00     | TUERCA HEXÁGONO M6       | NUT HEXAGON M6             | DADO ESAGONALE M6         | ECROU HEXAGONAL M6      |
| 2  | PAGB/T848-6      | 09160-06082     | ARANDELA                 | WASHER                     | RONDELLA                  | RONDELLE                |
| 3  | PAGB/T5283-M6X25 | 09116-06229     | TORNILLO HEXAGONAL M6x25 | HEXAGON BOLT M6x25         | BULLONE ESAGONALE M6x25   | BOULON HEXAGONAL M6x25  |
| 4  | REC17461-98503   | 17461-985M0     | IMPULSOR                 | IMPELLER                   | GIRANTE                   | TURBINE                 |
| 5  | REC09420-03002   | 09420-03002     | CHAVETA IMPELLER         | KEY                        | CHIUSURA                  | CLAVETTE TURBINE        |
| 6  | REC17400-98661   | 17400-98661     | KIT BOMBA AGUA           | WATER PUMP KIT             | KIT POMPA ACQUA           | KIT POMPE À EAU         |
| 7  | REC17472-91J00   | 17472-91J00     | JUNTA DE LA BOMBA        | GASKET PUMPCASE            | GUARNIZIONE POMPA         | JOINT DE POMPE          |
| 8  | REC09282-10008   | 09282-10008     | RETÉN ACEITE             | OIL SEAL                   | PARAOLIO                  | JOINT SPI               |
| 9  | PAGB/T5783-M6X14 | 09103-06281     | TORNILLO HEXAGONAL M6x14 | HEXAGON BOLT M6x14         | BULLONE ESAGONALE M6x14   | BOULON HEXAGONAL M6x14  |
| 10 | CM55321-87J00    | 55321-87J00     | ÁNODO                    | ANODE                      | ANODO                     | ANODE                   |
| 11 | REC09248-10008   | 09248-10008     | TORNILLO 10x7,5          | SCREW 10x7,5               | VITE 10x7,5               | VIS 10x7,5              |
| 12 | REC09168-10022   | 09168-10022     | ARANDELA TAPÓN           | CAP, O-RING                | RONDELLA TAPPO            | JOINT DE VIDANGE        |
| 13 | PAGB/T5787-1986  | 09116-08156     | TORNILLO HEXAGONAL M8x50 | HEXAGON BOLT M8x50         | BULLONE ESAGONALE M8x50   | BOULON HEXAGONAL M8x50  |
| 14 | REC57510-91J00   | 57510-91J00     | PIÑON MARCHA AVANTE      | FORWARD GEAR               | INGRANAGGIO MARCIA AVANTI | PIGNON MARCHE AV        |
| 15 | REC57311-98600   | 57311-91J00     | PIÑON ATAQUE             | INITIATIVE GEAR            | PIGNONE                   | PIGNON D'ATTAQUE        |
| 16 | REC57632-97L00   | 57632-98501     | PIN SELECTOR             | SELECTOR PIN               | PIN SELETTORE             | CLAVETTE                |
| 17 | REC57521-91J00   | 57521-91J00     | PIÑON MARCHA ATRÁS       | RESERVE GEAR               | PIGNONE MARCIA INDIETRO   | PIGNON MARCHE AR        |
| 18 | PAGB/T5783-M6X16 | 09116-06225     | TORNILLO HEXAGONAL M6x16 | HEXAGON BOLT M6x16         | BULLONE ESAGONALE M6x16   | BOULON HEXAGONAL M6x16  |
| 19 | SOL4011-079-07S  | 58110-91JN0-019 | HÉLICE AMITA 3 7.9x6.75  | PROPELLER AMITA 3 7.9x6.75 | ELICA AMITA 3 7.9x6.75    | HELICE AMITA 3 7.9x6.75 |
| 20 | REC91490-40030   | 09204-03003     | PASADOR                  | PIN                        | FERMO                     | GOUPILLE                |
| 21 | PAGB/T5783-M6X16 | 09116-06225     | TORNILLO HEXAGONAL M6x16 | HEXAGON BOLT M6x16         | BULLONE ESAGONALE M6x16   | BOULON HEXAGONAL M6x16  |

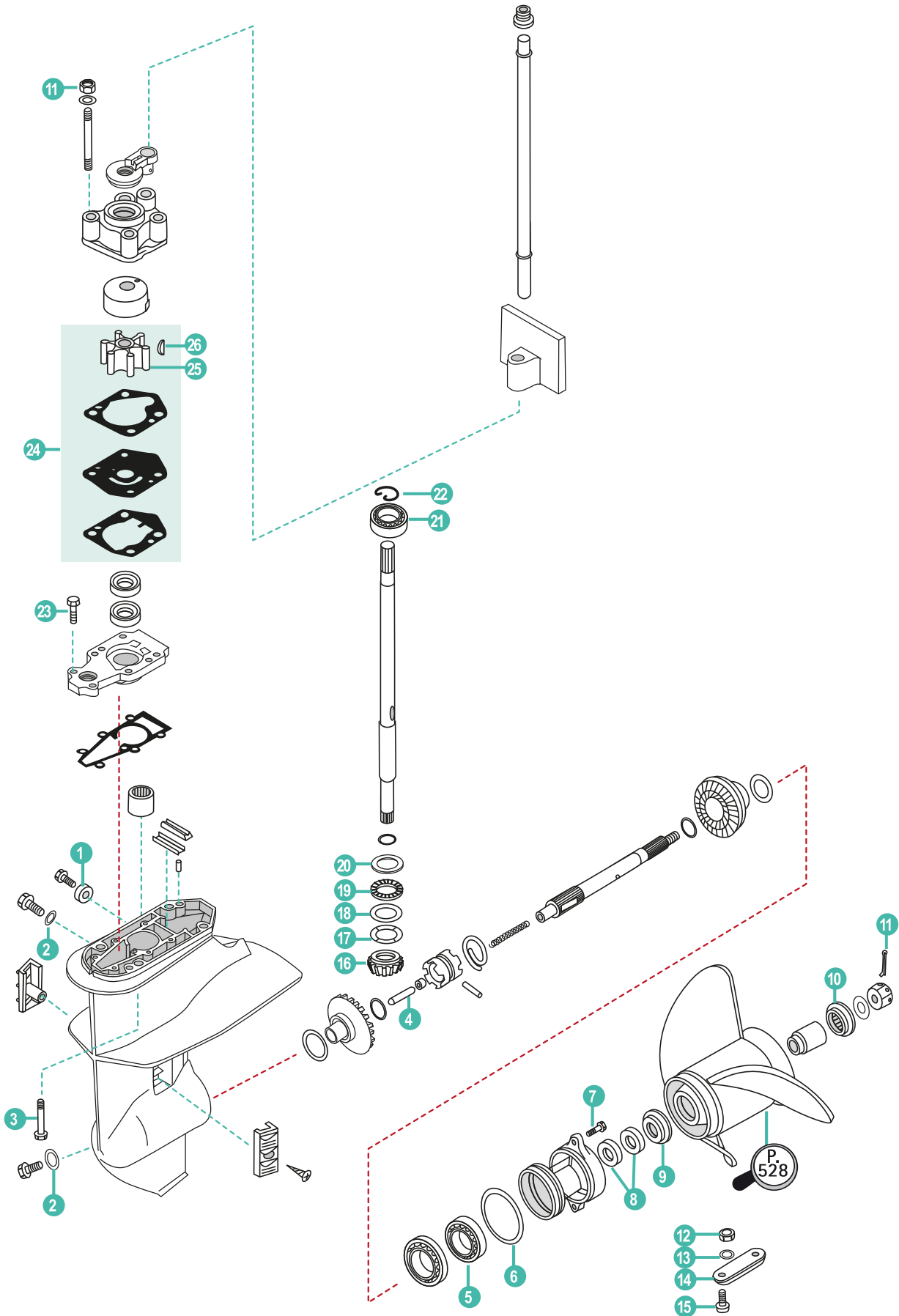


REC80W90U3  
REC80W90U6  
RECGREU1  
RECGREU12

4T DF8A/AR, DF9.9A/AR, DF9.9B, DF15A, DF20A  
STROKES

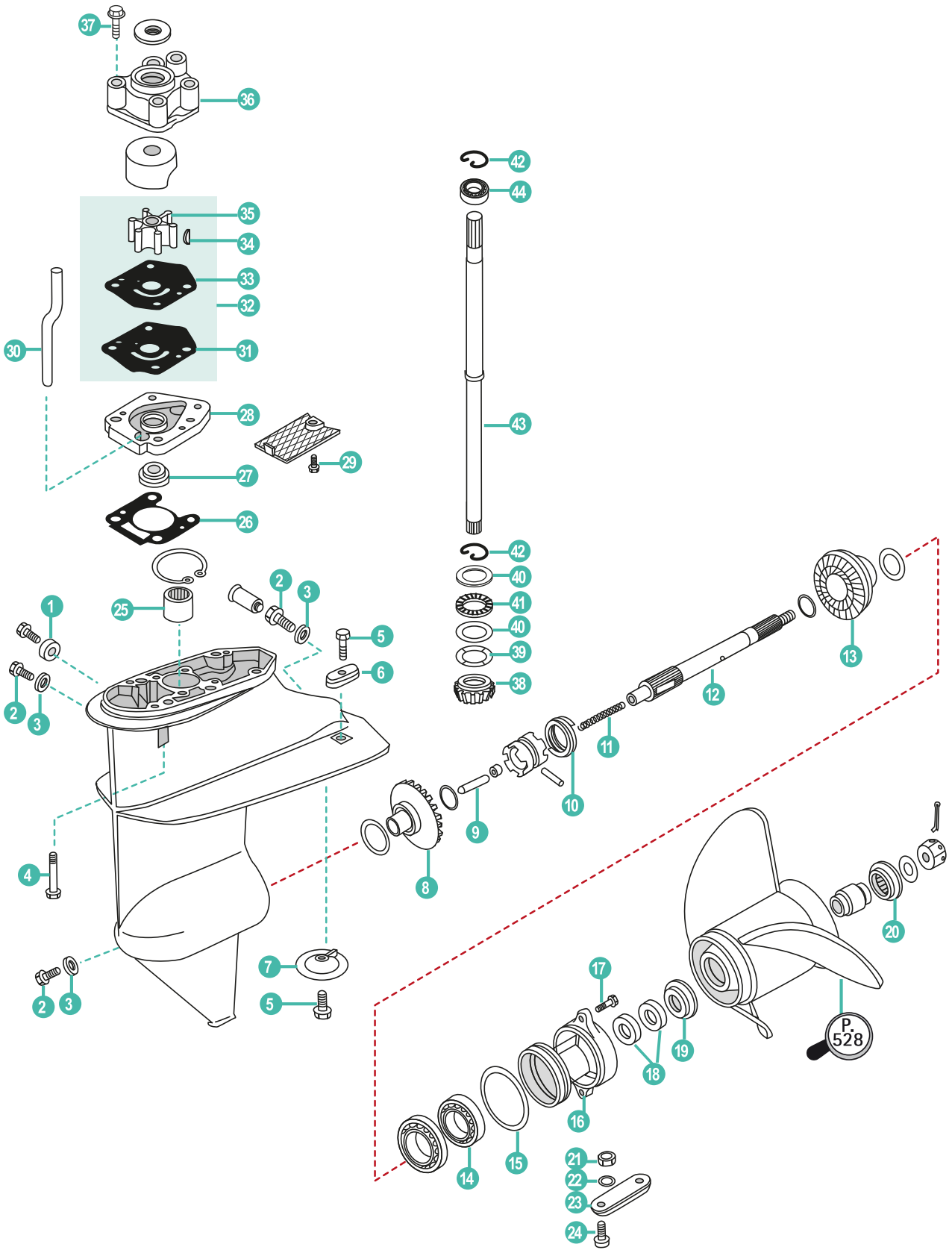
SUZUKI

RECAMBIOS  
MARINOS



|    | REF              | OEM         |                    |                   |                       |                    |
|----|------------------|-------------|--------------------|-------------------|-----------------------|--------------------|
| 1  | CM55321-87J00    | 55321-87J01 | ÁNODO              | ANODE             | ANODO                 | ANODE              |
| 2  | REC59178-97J00   | 59178-97J00 | JUNTA DRENAJE COLA | DRAIN PLUG GASKET | GUARNIZIONE DRENAGGIO | JOINT DE VIDANGE   |
| 3  | PAGB/T5783-M8X30 | 09116-08151 | PERNO M8x30        | BOLT M8x30        | BULLONE M8x30         | BOULON M8x30       |
| 4  | REC57631-93901   | 57631-93901 | VARILLA SELECTOR   | ROD PUSH          | ASTA SELETTORE        | CLAVETTE           |
| 5  | REC08110-60050   | 08110-60050 | RODAMIENTO         | BEARING           | CUSCINETTO            | ROULEMENT          |
| 6  | REC09280-57002   | 09280-57002 | ARO TORICO         | O-RING            | O-RING                | JOINT TORIQUE      |
| 7  | PAGB/T5787-M6X20 | 09116-06227 | TORNILLO           | BOLT, FLANGE      | VITE                  | VIS DE BRIDE       |
| 8  | REC09289-17006   | 09289-17L02 | RETÉN ACEITE       | OIL SEAL          | PARAOLIO              | JOINT SPI          |
| 9  | REC57632-94J00   | 57632-94J00 | SEPARADOR HELICE   | PROPELLER WASHER  | DISTANZIALE ELICA     | RONDELLE HÉLICE    |
| 10 | REC57633-93901   | 57633-93901 | SEPARADOR          | SPACER            | DISTANZIALE           | ENTRETOISE         |
| 11 | REC09204-02004   | 09204-02004 | PIN BLOQUEADOR     | COTTER PIN        | COPPIGLIA             | GOUPILLE           |
| 12 | PAGB/T6170-M6    | 29141-93J00 | TUERCA HEXÁGONO M6 | NUT HEXAGON M6    | DADO ESAGONALE M6     | ECROU HEXAGONAL M6 |
| 13 | PAGB/T93-6       | 29162-93J00 | ARANDELA MUELLE 6  | WASHER SPRING 6   | RONDELLA MOLLA 6      | RESSORT 6          |
| 14 | CM55300-95500    | 55300-95500 | ÁNODO              | ANODE             | ANODO                 | ANODE              |
| 15 | PAGB/T820-M6X20  | 09126-06006 | TORNILLO M6x20     | SCREW M6x20       | VITE M6x20            | VIS M6x20          |
| 16 | REC57311-99J10   | 57311-99J10 | PIÑÓN ATAQUE       | INITIATIVE GEAR   | PIGNONE               | PIGNON D'ATTAQUE   |
|    | REC09160-20042   | 09160-20042 | GRUESO 1.10        | SHIM 1.10         | SPESSORE 1.10         | CALE 1.10          |
| 17 | REC09160-20043   | 09160-20043 | GRUESO 1.20        | SHIM 1.20         | SPESSORE 1.20         | CALE 1.20          |
|    | REC09160-20044   | 09160-20044 | GRUESO 1.30        | SHIM 1.30         | SPESSORE 1.30         | CALE 1.30          |
| 18 | REC09160-20027   | 09160-20027 | ARANDELA PIÑÓN     | WASHER GEAR       | RONDELLA PIGNONE      | RONDELLE DE PIGNON |
| 19 | REC09263-20L04   | 09263-20024 | RODAMIENTO         | BEARING           | CUSCINETTO            | ROUEMENT           |
| 20 | REC09160-21009   | 09160-21009 | ARANDELA PIÑÓN     | WASHER GEAR       | RONDELLA PIGNONE      | RONDELLE DE PIGNON |
| 21 | REC08110-60020   | 08110-60020 | RODAMIENTO         | BEARING           | CUSCINETTO            | ROULEMENT          |
| 22 | REC09380-15001   | 09380-15001 | CIRCLIP            | CLIP              | CERCLIP               | CLIPS              |
| 23 | REC09116-06121   | 09116-06229 | TORNILLO           | BOLT              | VITE                  | VIS                |
| 24 | REC17400-99J01   | 17400-99J01 | KIT BOMBA          | PUMP KIT          | KIT POMPA             | KIT POMPA À EAU    |
| 25 | REC17461-93903   | 17461-939M0 | IMPULSOR           | IMPELLER          | GIRANTE               | TURBINE            |
| 26 | REC09420-03005   | 09420-03009 | CHAVETA            | KEY               | CHIAVETTA             | CLAVETTE           |



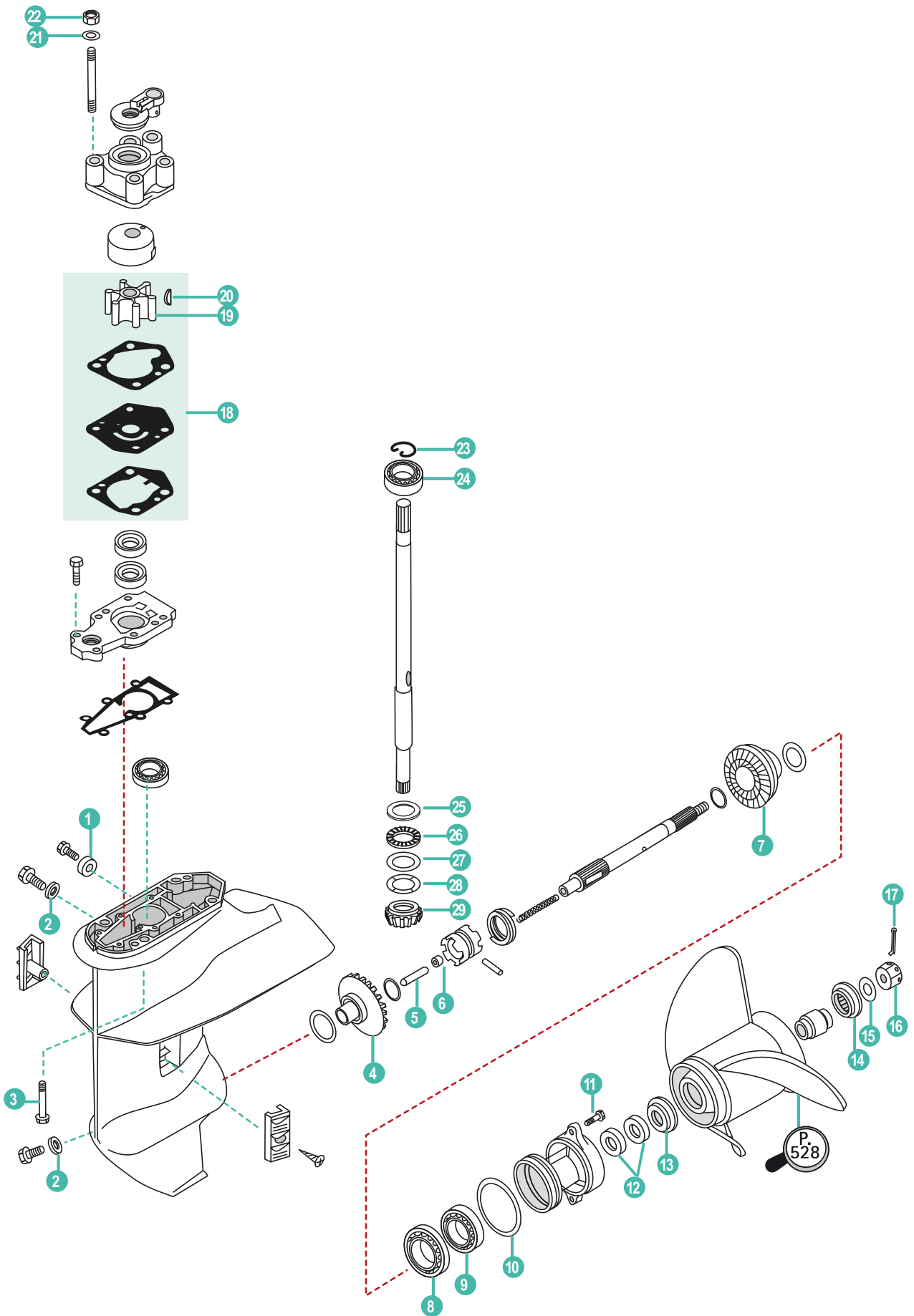




|    | REF              | OEM             |                          |                        |                             |                       |
|----|------------------|-----------------|--------------------------|------------------------|-----------------------------|-----------------------|
| 1  | CM55321-87J00    | 55321-87J00     | ÁNODO                    | ANODE                  | ANODO                       | ANODE                 |
| 2  | REC09248-10008   | 09248-10008     | TORNILLO 10x7,5          | SCREW 10x7,5           | VITE 10x7,5                 | VIS 10x7,5            |
| 3  | REC09168-10022   | 09168-10022     | ARANDELA TAPÓN           | CAP, O-RING            | RONDELLA TAPPO              | JOINT DE VIDANGE      |
| 4  | PAGB/T5783-M8X30 | 09117-08047     | TORNILLO M8X30           | BOLT M8X30             | BULLONE M8X30               | BOULON M8X30          |
| 5  | REC09116-06094   | 09116-06094     | TORNILLO 6x15            | SCREW 6x15             | VITE 6x15                   | VIS 6x15              |
| 6  | CM41811-98500    | 41811-98500     | ÁNODO                    | ANODE                  | ANODO                       | ANODE                 |
| 7  | CM55321-93900    | 55321-93900     | ÁNODO                    | ANODE                  | ANODO                       | ANODE                 |
| 8  | REC57510-93910   | 57510-93910     | PIÑÓN MARCHA AVANTE      | FORWARD GEAR           | INGRANAGGIO MARCIA AVANTI   | PIGNON MARCHE AVANT   |
| 9  | REC57631-93901   | 67631-93901     | VARILLA SELECTOR         | ROD PUSH               | ASTA SELETTORE              | CLAVETTE              |
| 10 | REC09440-32008   | 09440-32008     | MUELLE                   | CLUTCH                 | MOLLA                       | RESSORT               |
| 11 | REC09440-05027   | 09440-05027     | MUELLE SELECTOR          | SELECTOR SPRING        | MOLLA SELETTORE             | RESSORT DE SELECTEUR  |
| 12 | REC57610-93901   | 57610-93901     | EJE HELICE               | PROPELLER SHAFT        | ASSE ELICA                  | ARBRE D'HELICE        |
| 13 | REC57521-93910   | 57521-93910     | PIÑÓN MARCHA ATRÁS       | REVERSER GEAR          | INGRANAGGIO MARCIA INDIETRO | PIGNON MARCHE ARRIÈRE |
| 14 | REC08110-60050   | 08110-60050     | RODAMIENTO               | BEARING                | CUSCINETTO                  | ROULEMENT             |
| 15 | REC09280-57002   | 09280-57002     | ARO TORICO               | O-RING                 | O-RING                      | JOINT TORIQUE         |
| 16 | REC56120-93900   | 56120-93901-OEP | DIÁBOLO                  | CARRIER                | DIABOLO                     | DIABOLO               |
| 17 | PAGB/T5787-M6X20 | 29116-93J00     | TORNILLO                 | BOLT, FLANGE           | VITE                        | VIS DE BRIDE          |
| 18 | REC09289-17006   | 09289-17006     | RETÉN ACEITE             | OIL SEAL               | PARAOLIO                    | JOINT SPI             |
| 19 | REC57632-94J00   | 57632-93902     | SEPARADOR HÉLICE         | PROPELLER WASHER       | DISTANZIALE ELICA           | RONDELLE HÉLICE       |
| 20 | REC57633-93901   | 57633-93901     | SEPARADOR                | SPACER                 | DISTANZIALE                 | ENTRETOISE            |
| 21 | PAGB/T6170-M6    | 29141-93J00     | TUERCA HEXÁGONAL M6      | HEXAGON NUT M6         | DADO ESAGONALE M6           | ECROU HEXAGONAL M6    |
| 22 | PAGB/T93-6       | 29162-93J00     | ARANDELA MUELLE 6        | SPRING WASHER 6        | RONDELLA MOLLA 6            | RESSORT RONDELLE 6    |
| 23 | CM55300-95500    | 55300-95500     | ÁNODO                    | ANODE                  | ANODO                       | ANODE                 |
| 24 | PAGB/T820-M6X20  | 09126-06006     | TORNILLO M6x20           | SCREW M6x20            | VITE M6x20                  | VIS M6x20             |
| 25 | REC09263-15019   | 09263-15019     | RODAMIENTO               | BEARING                | CUSCINETTO                  | ROULEMENT             |
| 26 | REC17452-93910   | 17452-93910     | JUNTA COLA               | DRIVE GASKET           | GUARNIZIONE PIEDE           | JOINT D'EMBASE        |
| 27 | REC09289-12003   | 09289-12003     | RETÉN                    | OIL SEAL               | PARAOLIO                    | JOINT SPI             |
| 28 | REC17450-93921   | 17450-93921     | CARCASA BOMBA AGUA       | PUMP BASE              | BASE POMPA ACQUA            | CORPS DE POMPE À EAU  |
| 29 | PAGB/T818-M6X10  | 09125-06063     | TORNILLO M6x10           | BOLT M6x10             | BULLONE M6x10               | BOULON M6x10          |
| 30 | REC17453-93901   | 17453-93900     | TUBO VACIADO DE AGUA     | WATER TUBE             | TUBO ACQUA                  | TUBE VIDANGE D'EAU    |
| 31 | REC17472-93911   | 17472-93911     | JUNTA BOMBA AGUA         | WATER PUMP GASKET      | GUARNIZIONE POMPA ACQUA     | JOINT DE POMPE À EAU  |
| 32 | REC17400-93951   | 17400-93951     | KIT BOMBA AGUA           | WATER PUMP SERVICE KIT | KIT POMPA ACQUA             | KIT POMPE À EAU       |
| 33 | REC17471-93902   | 17471-93902     | BASE BOMBA AGUA          | WATER PUMP PLATE       | COPERCHIO GIRANTE           | BASE DE POMPE À EAU   |
| 34 | REC17462-93990   | 17462-93990     | CHAVETA                  | KEY                    | CHIAVETTA                   | CLAVETTE              |
| 35 | REC17461-93903   | 17461-93903     | IMPULSOR                 | IMPELLER               | GIRANTE                     | TURBINE               |
| 36 | REC17411-93901   | 17411-93901     | CUERPO BOMBA AGUA        | HOUSING WATER PUMP     | CORPO POMPA ACQUA           | CORPS DE POMPE À EAU  |
| 37 | PAGB/T5783-M8X55 | 09116-08117     | TORNILLO HEXAGONAL M8x55 | BOLT HEXAGON M8x55     | BULLONE ESAGONALE M8x55     | VIS HEXAGONAL M8x55   |
| 38 | REC57311-93910   | 57311-93910     | PIÑÓN ATAQUE             | INITIATIVE GEAR        | PIGNONE ATTACCO             | PIGNON D'ATAQUE       |
|    | REC09160-20041   | 09160-20041     | GRUESO 1.00              | SHIM 1.00              | SPESSORE 1.00               | CALE 1.00             |
| 39 | REC09160-20042   | 09160-20042     | GRUESO 1.10              | SHIM 1.10              | SPESSORE 1.10               | CALE 1.10             |
|    | REC09160-20043   | 09160-20043     | GRUESO 1.20              | SHIM 1.20              | SPESSORE 1.20               | CALE 1.20             |
|    | REC09160-20044   | 09160-20044     | GRUESO 1.30              | SHIM 1.30              | SPESSORE 1.30               | CALE 1.30             |
| 40 | REC09160-21009   | 09160-21009     | ARANDELA PIÑÓN           | WASHER GEAR            | RONDELLA PIGNONE            | RONDELLE DE PIGNON    |
| 41 | REC09263-20L04   | 09263-20L04     | RODAMIENTO               | BEARING                | CUSCINETTO                  | ROULEMENT             |
| 42 | REC09380-15001   | 09380-15001     | CIRCLIP                  | CLIP                   | CERCLIP                     | CLIPS                 |
| 43 | REC57100-93902   | 57100-93902     | EJE VERTICAL             | DRIVE SHAFT            | ASSE VERTICALE              | ARBRE DE TRANSMISSION |
| 44 | REC08110-60020   | 08110-60020     | RODAMIENTO               | BEARING                | CUSCINETTO                  | ROULEMENT             |

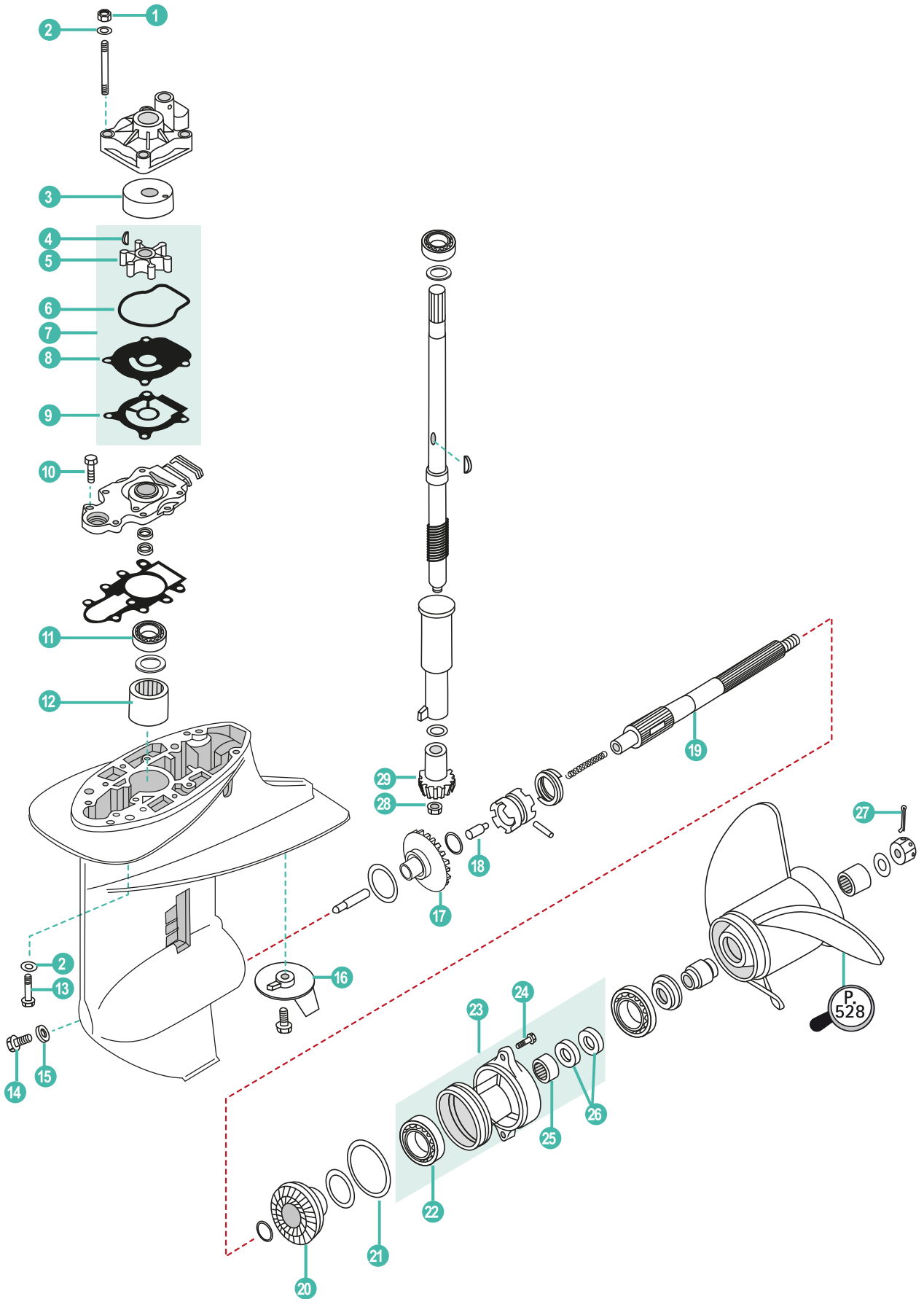


4T DF9.9B, DF15A, DF20A  
STROKES




|    | REF              | OEM         |                            |                         |                               |                          |
|----|------------------|-------------|----------------------------|-------------------------|-------------------------------|--------------------------|
| 1  | CM55321-87J00    | 55321-87J01 | ÁNODO                      | ANODE                   | ANODO                         | ANODE                    |
| 2  | REC59178-97J00   | 59178-97J00 | JUNTA DRENAJE COLA         | DRAIN PLUG GASKET       | GUARNIZIONE DRENAGGIO         | JOINT DE VIDANGE         |
| 3  | PAGB/T5783-M8X30 | 09116-08151 | TORNILLO M8x30             | BOLT M8x30              | BULLONE M8x30                 | BOULON M8x30             |
| 4  | REC57510-99J10   | 57510-99J10 | PIÑÓN MARCHA AVANTE        | POSITIVE GEAR           | PIGNONE MARCIA AVANTI         | PIGNON MARCHE AVANT      |
| 5  | REC57631-93901   | 57631-93901 | VARILLA SELECTOR           | ROD PUSH                | ASTA SELETTORE                | CLAVETTE                 |
| 6  | REC57632-97L00   | 57632-97L00 | PIN SELECTOR               | SELECTOR PIN            | PIN SELETTORE                 | CLAVETTE                 |
| 7  | REC57521-99J10   | 57521-99J10 | PIÑÓN MARCHA ATRÁS         | REVERSE GEAR            | PIGNONE MARCIA INDIETRO       | PIGNON MARCHE ARRIÈRE    |
| 8  | REC09262-25078   | 09262-25003 | COJINETE CIGÜEÑAL          | CRANKSHAFT BEARING      | CUSCINETTO ALBERO MOTORE      | PALIER DE VILEBREQUIN    |
| 9  | REC08110-60050   | 08110-60050 | RODAMIENTO                 | BEARING                 | CUSCINETTO                    | ROULEMENT                |
| 10 | REC09280-57002   | 09280-57002 | ARO TORICO                 | O-RING                  | O-RING                        | JOINT TORIQUE            |
| 11 | PAGB/T5787-M6X20 | 09116-06227 | TORNILLO                   | BOLT, FLANGE            | VITE                          | VIS DE BRIDE             |
| 12 | REC09289-17006   | 09289-17L02 | RETÉN ACEITE               | OIL SEAL                | PARAOLIO                      | JOINT SPI                |
| 13 | REC57632-94J00   | 57632-94J00 | SEPARADOR HELICE TRASERO   | PROPELLER WASHER, BACK  | DISTANZIALE ELICA, POSTERIORE | RONDELLE HÉLICE, ARRIÈRE |
| 14 | REC57633-93901   | 57633-93901 | SEPARADOR HELICE DELANTERO | PROPELLER WASHER, FRONT | DISTANZIALE ELICA, ANTERIORE  | RONDELLE HÉLICE, AVANT   |
| 15 | REC09160-12066   | 09160-12066 | ARANDELA                   | WASHER                  | RONDELLA                      | RONDELLE                 |
| 16 | REC09141-12005   | 09141-12005 | TUERCA HÉLICE              | PROPELLER NUT           | DADO ELICA                    | ECROU D'HELICE           |
| 17 | REC09204-02004   | 09204-02004 | PIN BLOQUEADOR             | COTTER PIN              | COPPIGLIA                     | GOUPILLE                 |
| 18 | REC17400-99J01   | 17400-99J01 | KIT BOMBA                  | PUMP KIT                | KIT POMPA                     | KIT POMPA À EAU          |
| 19 | REC17461-93903   | 17461-93903 | IMPULSOR                   | IMPELLER                | GIRANTE                       | TURBINE                  |
| 20 | REC09420-03005   | 09420-03005 | CHAVETA                    | KEY                     | CHIAVETTA                     | CLAVETTE                 |
| 21 | PAGB/T848-6      | 09160-06082 | ARANDELA                   | WASHER                  | RONDELLA                      | RONDELLE                 |
| 22 | PAGB/T6184-2000  | 29141-93J00 | TUERCA M6                  | NUT M6                  | DADO M6                       | ÉCROU M6                 |
| 23 | REC09380-15001   | 09380-15001 | CIRCLIP                    | CLIP                    | CERCLIP                       | CLIPS                    |
| 24 | REC08110-60020   | 08110-60020 | RODAMIENTO                 | BEARING                 | CUSCINETTO                    | ROULEMENT                |
| 25 | REC09160-21009   | 09160-21009 | ARANDELA PIÑÓN             | WASHER GEAR             | RONDELLA PIGNONE              | RONDELLE DE PIGNON       |
| 26 | REC09263-20L04   | 09263-20L04 | RODAMIENTO                 | BEARING                 | CUSCINETTO                    | ROULEMENT                |
| 27 | REC09160-20027   | 09160-20027 | ARANDELA PIÑÓN             | WASHER GEAR             | RONDELLA PIGNONE              | RONDELLE DE PIGNON       |
|    | REC09160-20041   | 09160-20041 | GRUESO 1.00                | SHIM 1.00               | SPESSORE 1.00                 | CALE 1.00                |
| 28 | REC09160-20042   | 09160-20042 | GRUESO 1.10                | SHIM 1.10               | SPESSORE 1.10                 | CALE 1.10                |
|    | REC09160-20043   | 09160-20043 | GRUESO 1.20                | SHIM 1.20               | SPESSORE 1.20                 | CALE 1.20                |
|    | REC09160-20044   | 09160-20044 | GRUESO 1.30                | SHIM 1.30               | SPESSORE 1.30                 | CALE 1.30                |
| 29 | REC57311-99J10   | 57311-97J10 | PIÑÓN ATAQUE               | INITIATIVE GEAR         | PIGNONE                       | PIGNON D'ATTAQUE         |

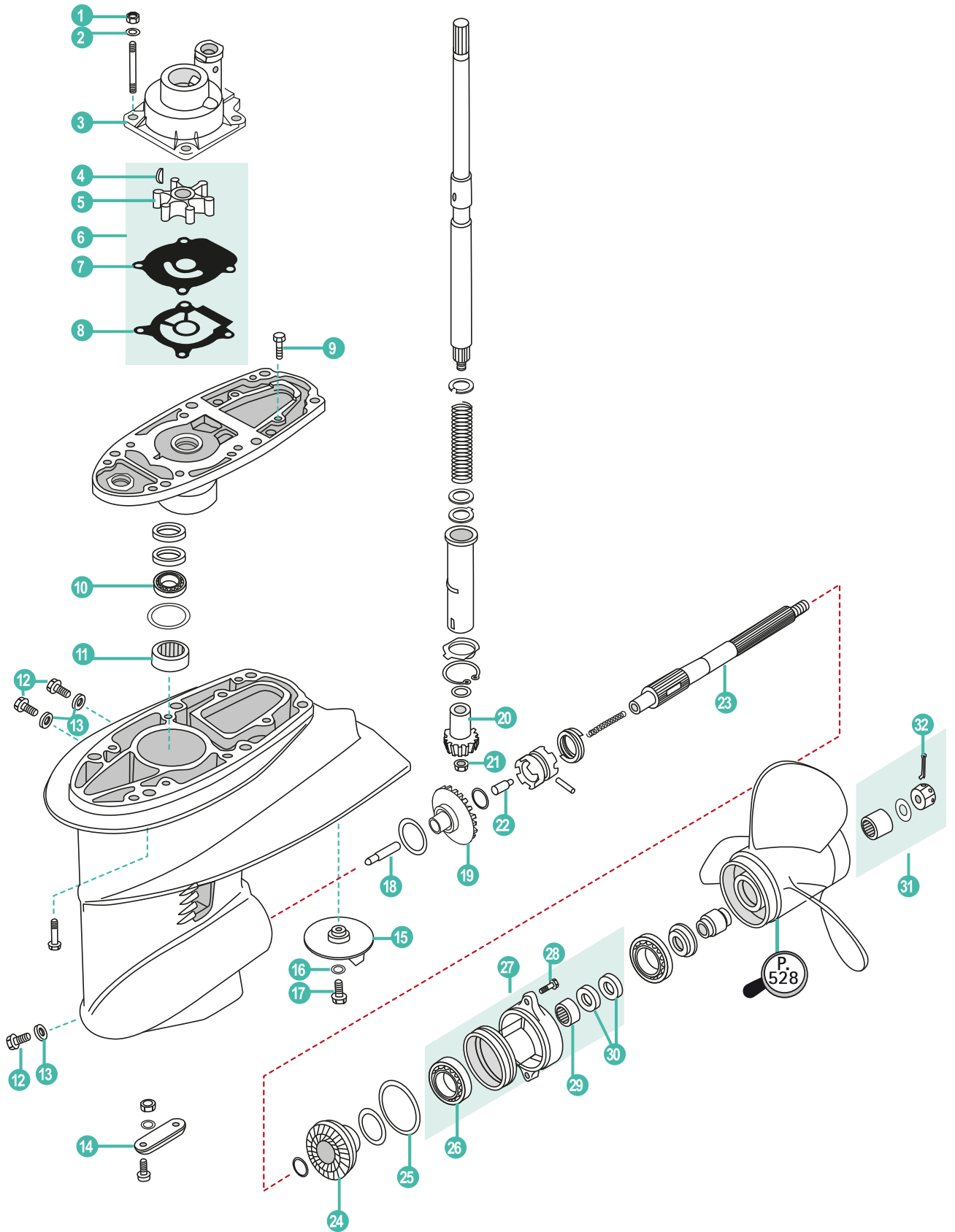







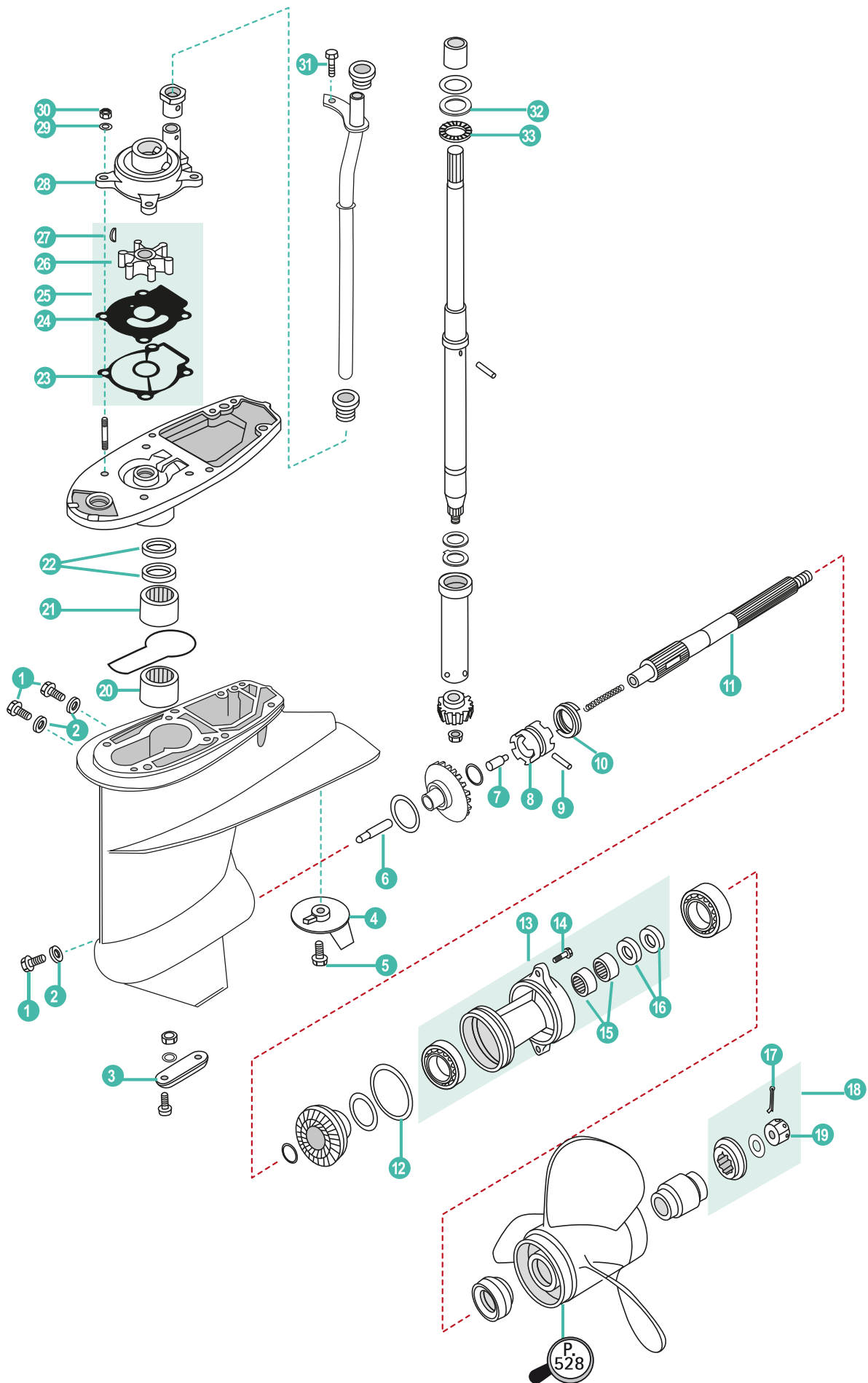
|    | REF                | OEM             |                           |                       |                         |                       |
|----|--------------------|-----------------|---------------------------|-----------------------|-------------------------|-----------------------|
| 1  | PAGB/T6170-M6      | 29141-93J00     | TUERCA HEXÁGONO M6        | NUT HEXAGON M6        | DADO ESAGONALE M6       | ECROU HEXAGONAL M6    |
| 2  | PAGB/T848-6        | 09160-06082     | ARANDELA                  | WASHER                | RONDELLA                | RONDELLE              |
| 3  | REC17413-95J00     | 17413-95J00     | CASQUILLO INOX            | SLEEVE WATER PUMP     | CAPPUCCIO               | INSERT DE POMPE À EAU |
| 4  | REC09420-04006     | 09420-04006     | CHAVETA                   | KEY                   | CHIAVETTA               | CLAVETTE              |
| 5  | REC17461-96312     | 17461-96312     | IMPULSOR                  | IMPELLER              | GIRANTE                 | TURBINE               |
| 6  | REC17416-95J00     | 17416-95J00     | ARO TÓRICO                | O-RING                | FASCIA TONDA            | JOINT TORIQUE         |
| 7  | REC17400-95J02     | 17400-95J02     | KIT BOMBA DE AGUA         | WATER PUMP KIT        | KIT POMPA ACQUA         | KIT POMPE A EAU       |
| 8  | REC17471-95J01     | 17471-95J01     | TAPA DEL IMPULSOR         | OUTER PLATE CARTRIDGE | COPERCHIO GIRANTE       | PLAQUE DE POMPE À EAU |
| 9  | REC17472-96303     | 17472-96303     | JUNTA DE LA BOMBA DE AGUA | WATER PUMP, GASKET    | GUARNIZIONE POMPA ACQUA | JOINT POMPE À EAU     |
| 10 | REC09116-06094     | 09116-06094     | TORNILLO 6x15             | SCREW 6x15            | VITE 6x15               | VIS 6x15              |
| 11 | REC09265-17002     | 09265-17002     | RODAMIENTO                | BEARING               | CUSCINETTO              | ROULEMENT             |
| 12 | REC09263-20046     | 09263-20046     | RODAMIENTO                | BEARING               | CUSCINETTO              | ROULEMENT             |
| 13 | PAGB/T5787-M6X30   | 09116-08122     | TORNILLO M6x30            | BOLT M6x30            | BULLONE M6x30           | BOULON M6x30          |
| 14 | REC09248-10008     | 09248-10008     | TORNILLO 10x7,5           | SCREW 10x7,5          | VITE 10x7,5             | VIS M10x7,5           |
| 15 | REC09168-10022     | 09168-10022     | ARANDELA TAPÓN            | CAP, O-RING           | RONDELLA TAPPO          | JOINT DE VIDANGE      |
| 16 | CM55125-96310      | 55125-96310     | ÁNODO                     | ANODE                 | ANODO                   | ANODE                 |
| 17 | REC57510-89J00     | 57510-89J00     | PIÑÓN MARCHA AVANTE       | POSITIVE GEAR         | PIGNONE MARCIA AVANTI   | PIGNON MARCHE AVANT   |
| 18 | REC09209-08016     | 09209-08016     | VARILLA PRESION ACEITE    | ROD PUSH              | ASTA PRESSIONE OLIO     | CLAVETTE              |
| 19 | REC57610-96311     | 57610-96311     | EJE HELICE                | PROPELLER SHAFT       | ASSE ELICA              | ARBRE D'HELICE        |
| 20 | REC57521-89J00     | 57521-89J00     | PIÑÓN MARCHA ATRÁS        | REVERSER GEAR         | PIGNONE MARCIA INDIETRO | PIGNON MARCHE ARRIÈRE |
| 21 | REC09280-75001     | 09280-75001     | ARO TÓRICO                | O-RING                | FASCIA TONDA            | JOINT TORIQUE         |
| 22 | REC08113-60060     | 08113-60060     | RODAMIENTO                | BEARING               | CUSCINETTO              | ROULEMENT             |
| 23 | REC56120-96332-0EP | 56120-96332-0EP | DIÁBOLO                   | CARRIER               | DIABOLO                 | DIABOLO               |
| 24 | REC09116-06121     | 09116-06121     | TORNILLO                  | BOLT                  | VITE                    | VIS                   |
| 25 | REC09263-20047     | 09263-20047     | RODAMIENTO                | BEARING               | CUSCINETTO              | ROULEMENT             |
| 26 | REC09289-20009     | 09289-20009     | RETÉN ACEITE              | OIL SEAL              | PARAOILIO               | JOINT SPI             |
| 27 | REC91490-40030     | 09204-03003     | PIN BLOQUEADOR            | COTTER PIN            | COPPIGLIA               | GOUPILLE              |
| 28 | REC90179-08M06     | 09159-08046     | TUERCA DE PIÑÓN M8X1      | NUT, PINION M8X1      | DADO PIGNONE M8X1       | ECROU DE PIGNON M8    |
| 29 | REC57311-96320     | 57311-96320     | PIÑÓN ATAQUE              | INITIATIVE GEAR       | PIGNONE ATTACCO         | PIGNON D'ATTAQUE      |






|    | REF                | OEM             |                           |                    |                         |                         |
|----|--------------------|-----------------|---------------------------|--------------------|-------------------------|-------------------------|
| 1  | PAGB/T6184-2000    | 09141-06020     | TUERCA M6                 | NUT M6             | DADO M6                 | ÉCROU M6                |
| 2  | PAGB/T848-6        | 09162-06006     | ARANDELA                  | WASHER             | RONDELLA                | RONDELLE                |
| 3  | REC17411-94421     | 17411-94421     | CUERPO BOMBA AGUA         | HOUSING WATER PUMP | CORPO POMPA ACQUA       | CORPS DE POMPE À EAU    |
| 4  | REC09420-04006     | 09420-04006     | CHAVETA                   | KEY                | CHIAVETTA               | CLAVETTE                |
| 5  | REC17461-96312     | 17461-96312     | IMPULSOR                  | IMPELLER           | GIRANTE                 | TURBINE                 |
| 6  | REC17400-96403     | 17400-96352     | KIT BOMBA DE AGUA         | WATER PUMP KIT     | KIT POMPA ACQUA         | KIT POMPE A EAU         |
| 7  | REC17471-94401     | 17471-94401     | BASE BOMBA AGUA           | PLATE, WATER PUMP  | BASE POMPA ACQUA        | BASE DE POMPE À EAU     |
| 8  | REC17472-96303     | 17472-96303     | JUNTA DE LA BOMBA DE AGUA | WATER PUMP, GASKET | GUARNIZIONE POMPA ACQUA | JOINT POMPE À EAU       |
| 9  | PAGB/T5787-M6X20   | 09116-06106     | TORNILLO                  | BOLT, FLANGE       | VITE                    | VIS DE BRIDE            |
| 10 | REC09265-17002     | 09265-17002     | RODAMIENTO                | BEARING            | CUSCINETTO              | ROULEMENT               |
| 11 | REC09263-20046     | 09263-20046     | RODAMIENTO                | BEARING            | CUSCINETTO              | ROULEMENT               |
| 12 | REC09248-10008     | 09248-10008     | TORNILLO 10x7,5           | SCREW 10x7,5       | VITE 10x7,5             | VIS 10x7,5              |
| 13 | REC09168-10022     | 09168-10022     | ARANDELA TAPÓN            | CAP, O-RING        | RONDELLA TAPPO          | JOINT DE VIDANGE        |
| 14 | CM55300-95500      | 55300-95500     | ÁNODO                     | ANODE              | ANODO                   | ANODE                   |
| 15 | CM55125-96310      | 55125-96310     | ÁNODO                     | ANODE              | ANODO                   | ANODE                   |
| 16 | PAGB/T97.1-8       |                 | ARANDELA 8                | WASHER 8           | RONDELLA 8              | RONDELLE 8              |
| 17 | PAGB/T5783-M8X16   | 09117-08037     | TORNILLO M8x16            | BOLT M8x16         | BULLONE M8x16           | BOULON M8x16            |
| 18 | REC57631-96301     | 57631-96301     | VARILLA PRESION ACEITE    | ROD PUSH           | ASTA PRESSIONE OLIO     | CLAVETTE                |
| 19 | REC57510-89J00     | 57510-89J00     | PIÑÓN MARCHA AVANTE       | POSITIVE GEAR      | PIGNONE MARCIA AVANTI   | PIGNON MARCHE AVANT     |
| 20 | REC57311-96320     | 57311-96320     | PIÑÓN ATAQUE              | INITIATIVE GEAR    | PIGNONE ATTACCO         | PIGNON D'ATTAQUE        |
| 21 | REC90179-08M06     | 09159-08046     | TUERCA DE PIÑÓN M8X1      | NUT, PINION M8X1   | DADO PIGNONE M8X1       | ECROU DE PIGNON M8      |
| 22 | REC09209-08016     | 09209-08016     | VARILLA PRESION ACEITE    | ROD PUSH           | ASTA PRESSIONE OLIO     | CLAVETTE                |
| 23 | REC57610-96311     | 57610-96311     | EJE HELICE                | PROPELLER SHAFT    | ASSE ELICA              | ARBRE D'HELICE          |
| 24 | REC57521-89J00     | 57521-89J00     | PIÑÓN MARCHA ATRÁS        | REVERSER GEAR      | PIGNONE MARCIA INDIETRO | PIGNON MARCHE ARRIÈRE   |
| 25 | REC925093          | 09280-75002     | ARO TORICO SUPERIOR       | O-RING UPPER       | O-RING SUPERIORE        | JOINT TORIQUE SUPERIEUR |
| 26 | REC08113-60060     | 08113-60060     | RODAMIENTO                | BEARING            | CUSCINETTO              | ROULEMENT               |
| 27 | REC56120-96332-OEP | 56120-96332-OEP | DIÁBOLO                   | CARRIER            | DIABOLO                 | DIABOLO                 |
| 28 | REC09116-06121     | 09116-06121     | TORNILLO                  | BOLT               | VITE                    | VIS                     |
| 29 | REC09263-20047     | 09263-20047     | RODAMIENTO                | BEARING            | CUSCINETTO              | ROULEMENT               |
| 30 | REC09289-20009     | 09289-20009     | RETÉN ACEITE              | OIL SEAL           | PARAOLIO                | JOINT SPI               |
| 31 | REC57630-96300     | 57630-96300     | KIT CIERRE DE HÉLICE      | PROP NUT KIT       | KIT CHIUSURA ELICA      | KIT ECROU D'HELICE      |
| 32 | REC91490-40030     | 09204-03003     | PIN BLOQUEADOR            | COTTER PIN         | COPPIGLIA               | GOUPILLE                |





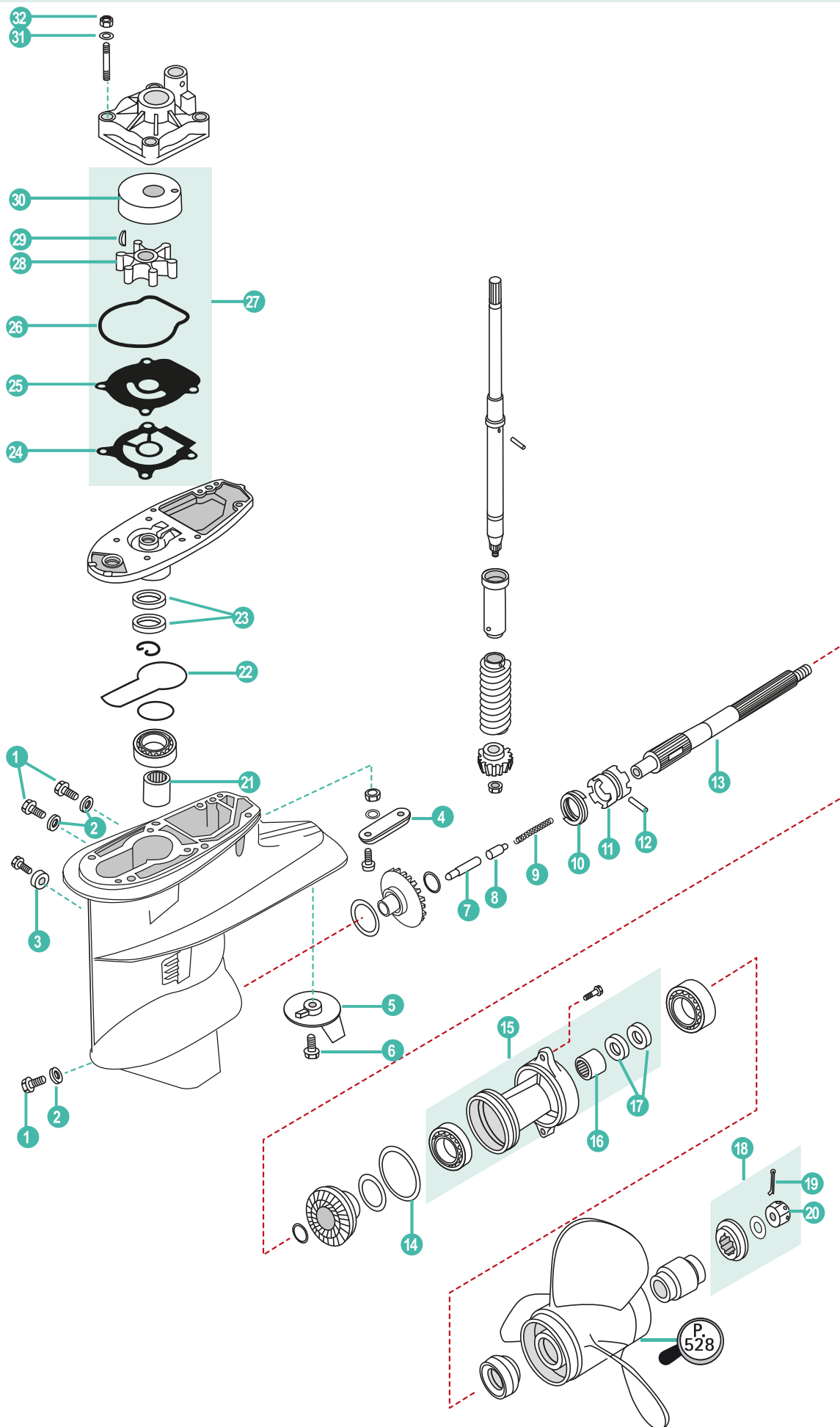


|    | REF                | OEM             |                           |                    |                         |                      |
|----|--------------------|-----------------|---------------------------|--------------------|-------------------------|----------------------|
| 1  | REC09248-10008     | 09248-10008     | TORNILLO 10x7,5           | SCREW 10x7,5       | VITE 10x7,5             | VIS M10x7,5          |
| 2  | REC09168-10022     | 09168-10022     | ARANDELA TAPÓN            | CAP, O-RING        | RONDELLA TAPPO          | JOINT DE VIDANGE     |
| 3  | CM55300-95500      | 55300-95500     | ÁNODO                     | ANODE              | ANODO                   | ANODE                |
| 4  | CM55125-95500      | 55125-95500     | ÁNODO                     | ANODE              | ANODO                   | ANODE                |
| 5  | PAGB/T5783-M8X16   | 09117-08109     | TORNILLO M8x16            | BOLT M8x16         | BULLONE M8x16           | BOULON M8x16         |
| 6  | REC57631-95303     | 57631-95303     | VARILLA PRESION ACEITE    | ROD PUSH           | ASTA PRESSIONE OLIO     | CLAVETTE             |
| 7  | REC57634-88L00     | 57634-88L00     | PIN SELECTOR              | CLUTCH PIN         | PIN SELETTORE           | CALVETTE             |
| 8  | REC57621-94403     | 57621-87J03     | SELECTOR                  | SELETTORE          | CLUTCH DOG              | CRABOT               |
| 9  | REC09202-04002     | 09202-04002     | PIN HELICE                | PROPELLER PIN      | PIN ELICA               | CLAVETTE D'HELICE    |
| 10 | REC09440-40002     | 09440-40002     | MUELLE SELECTOR           | SPRING CLUTCH      | MOLLA SELETTORE         | RESSORT              |
| 11 | REC57610-94402     | 57610-94402     | EJE HELICE                | PROPELLER SHAFT    | ASSE ELICA              | ARBRE D'HELICE       |
| 12 | REC09280-75001     | 09280-75001     | ARO TÓRICO                | O-RING             | FASCIA TONDA            | JOINT TORIQUE        |
| 13 | REC56120-94321-0EP | 56120-94321-0EP | DIÁBOLO                   | CARRIER            | DIABOLO                 | DIABOLO              |
| 14 | PAGB/T5783-M8X30   | 09117-08047     | TORNILLO M8x30            | BOLT M8x30         | BULLONE M8x30           | BOULON M8x30         |
| 15 | REC09263-22020     | 09263-22020     | RODAMIENTO                | BEARING            | CUSCINETTO              | ROULEMENT            |
| 16 | REC09289-22007     | 09289-22007     | RETÉN ACEITE              | OIL SEAL           | PARAOLIO                | JOINT SPI            |
| 17 | REC91490-40030     | 09204-03003     | PIN BLOQUEADOR            | COTTER PIN         | COPPIGLIA               | GOUPILLE             |
| 18 | REC57630-94300     | 57630-94301     | KIT CIERRE DE HÉLICE      | PROP NUT KIT       | KIT CHIUSURA ELICA      | KIT ECROU D'HELICE   |
| 19 | REC90171-18M04     | 09141-18005     | TUERCA                    | NUT                | DADO                    | ÉCROU                |
| 20 | REC09263-22L03     | 09263-22039     | RODAMIENTO                | BEARING            | CUSCINETTO              | ROULEMENT            |
| 21 | REC09263-25025     | 09263-25025     | RODAMIENTO                | BEARING            | CUSCINETTO              | ROULEMENT            |
| 22 | REC09282-17005     | 09282-17005     | RETÉN ACEITE              | OIL SEAL           | PARAOLIO                | JOINT SPI            |
| 23 | REC17472-96303     | 17472-96303     | JUNTA DE LA BOMBA DE AGUA | WATER PUMP, GASKET | GUARNIZIONE POMPA ACQUA | JOINT POMPE À EAU    |
| 24 | REC17471-94401     | 17471-94401     | BASE BOMBA AGUA           | PLATE, WATER PUMP  | BASE POMPA ACQUA        | BASE DE POMPE À EAU  |
| 25 | REC17400-96403     | 17400-96403     | KIT BOMBA DE AGUA         | WATER PUMP KIT     | KIT POMPA ACQUA         | KIT POMPE A EAU      |
| 26 | REC17461-96312     | 17461-96312     | IMPULSOR                  | IMPELLER           | GIRANTE                 | TURBINE              |
| 27 | REC09420-04006     | 09420-04006     | CHAVETA                   | KEY                | CHIAVETTA               | CLAVETTE             |
| 28 | REC17411-94421     | 17411-94421     | CUERPO BOMBA AGUA         | HOUSING WATER PUMP | CORPO POMPA ACQUA       | CORPS DE POMPE À EAU |
| 29 | PAGB/T93-6         | 29162-93J00     | ARANDELA 6                | WASHER 6           | RONDELLA 6              | RONDELLE 6           |
| 30 | PAGB/T6170-M6      | 29141-93J00     | TUERCA HEXÁGONO M6        | NUT HEXAGON M6     | DADO ESAGONALE M6       | ECROU HEXAGONAL M6   |
| 31 | REC09116-06094     | 09116-06094     | TORNILLO 6x15             | SCREW 6x15         | VITE 6x15               | VIS 6x15             |
| 32 | REC09160-26015     | 09160-26015     | ARANDELA PIÑÓN            | WASHER GEAR        | RONDELLA PIGNONE        | RONDELLE DE PIGNON   |
| 33 | REC09263-25062     | 09263-25062     | RODAMIENTO                | BEARING            | CUSCINETTO              | ROULEMENT            |



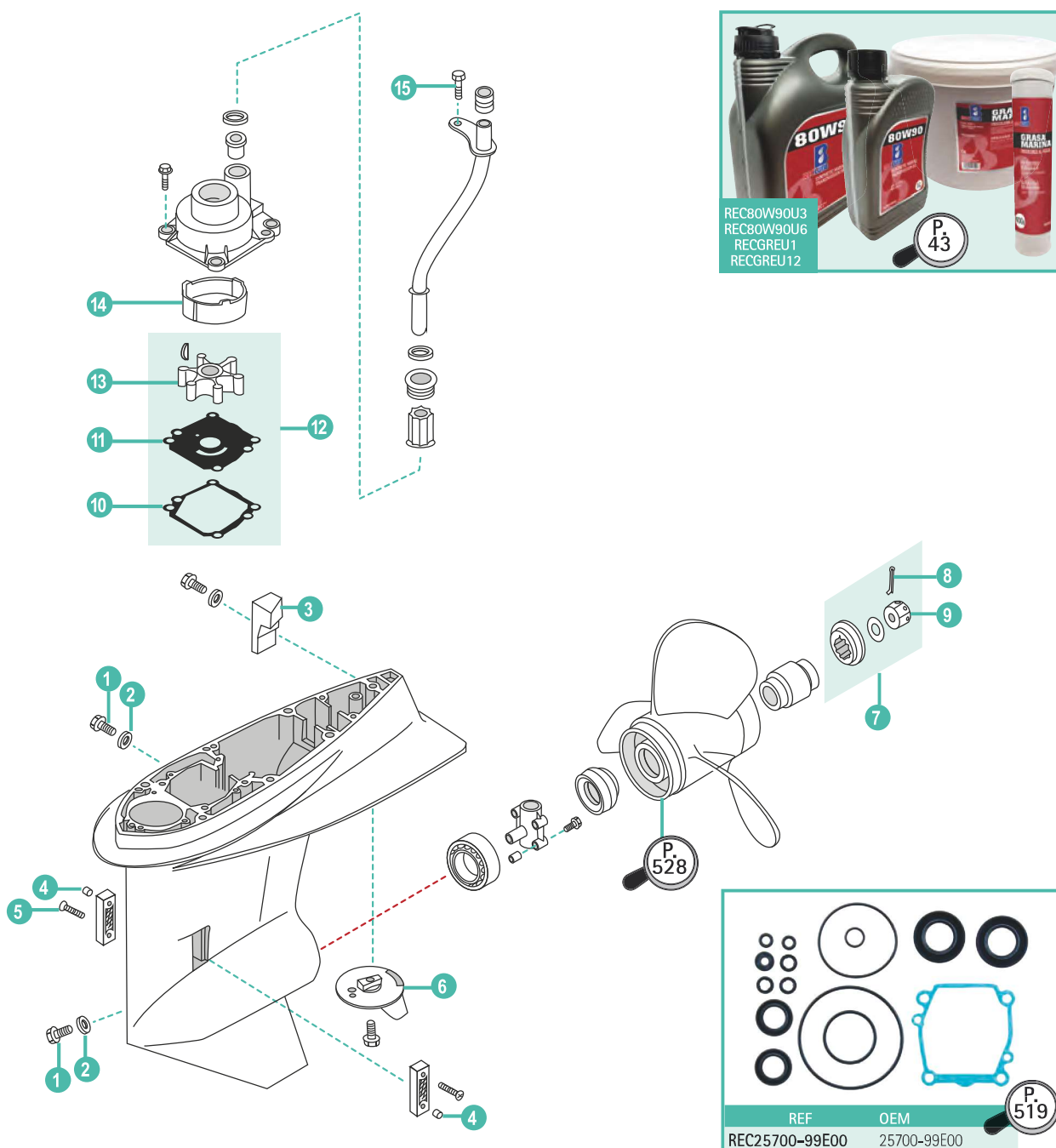
4T DF40A, DF50A, DF60A

STROKES



|    | REF                | OEM             |                           |                       |                         |                       |
|----|--------------------|-----------------|---------------------------|-----------------------|-------------------------|-----------------------|
| 1  | REC09248-10008     | 09248-10008     | TORNILLO 10x7,5           | SCREW 10x7,5          | VITE 10x7,5             | VIS 10x7,5            |
| 2  | REC09168-10022     | 09168-10022     | ARANDELA TAPÓN            | CAP, O-RING           | RONDELLA TAPPO          | JOINT DE VIDANGE      |
| 3  | CM55321-87J00      | 55321-87J00     | ÁNODO                     | ANODE                 | ANODO                   | ANODE                 |
| 4  | CM55300-95500      | 55300-95500     | ÁNODO                     | ANODE                 | ANODO                   | ANODE                 |
| 5  | CM55125-94400      | 55125-94400     | ÁNODO                     | ANODE                 | ANODO                   | ANODE                 |
| 6  | PAGB/T5783-M8X16   | 09117-08109     | TORNILLO M8x16            | BOLT M8x16            | BULLONE M8x16           | BOULON M8x16          |
| 7  | REC57631-95303     | 57631-95303     | VARILLA DE PRESIÓN        | ROD PUSH              | ASTA PRESSIONE OLIO     | DOIGT                 |
| 8  | REC57634-88L00     | 57634-88L00     | PIN SELECTOR              | CLUTCH PIN            | PIN SELETTORE           | CALVETTE              |
| 9  | REC09440-08043     | 09440-08043     | MUELLE SELECTOR           | SPRING CLUTCH         | MOLLA SELETTORE         | RESSORT DE SELECTEUR  |
| 10 | REC09440-40002     | 09440-40002     | MUELLE SELECTOR           | SPRING CLUTCH         | MOLLA SELETTORE         | RESSORT DE SELECTEUR  |
| 11 | REC57621-94403     | 57621-87J03     | SELECTOR                  | SELETTORE             | CLUTCH DOG              | CRABOT                |
| 12 | REC09202-05022     | 09202-05022     | PIN SELECTOR              | CLUTCH PIN            | PIN SELETTORE           | CALVETTE              |
| 13 | REC57610-94402     | 57610-94402     | EJE HELICE                | PROPELLER SHAFT       | ASSE ELICA              | ARBRE D'HELICE        |
| 14 | REC09280-75001     | 09280-75001     | ARO TÓRICO                | O-RING                | FASCIA TONDA            | JOINT TORIQUE         |
| 15 | REC56120-94321-0EP | 56120-94321-0EP | DIÁBOLO                   | CARRIER               | DIABOLO                 | DIABOLO               |
| 16 | REC09263-22020     | 09263-22020     | RODAMIENTO                | BEARING               | CUSCINETTO              | ROULEMENT             |
| 17 | REC09289-22007     | 09289-22007     | RETÉN ACEITE              | OIL SEAL              | PARAOLIO                | JOINT SPI             |
| 18 | REC57630-94300     | 57630-94300     | KIT CIERRE DE HÉLICE      | PROP NUT KIT          | KIT CHIUSURA ELICA      | KIT ECROU D'HELICE    |
| 19 | REC91490-40030     | 09204-03003     | PIN BLOQUEADOR            | COTTER PIN            | COPPIGLIA               | GOUPILLE              |
| 20 | REC90171-18M04     | 09141-18005     | TUERCA                    | NUT                   | DADO                    | ÉCROU                 |
| 21 | REC09263-22L03     | 09263-22039     | RODAMIENTO                | BEARING               | CUSCINETTO              | ROULEMENT             |
| 22 | REC55122-94400     | 55122-88L00     | JUNTA TORICA              | O-RING                | O-RING                  | JOINT TORIQUE         |
| 23 | REC09282-17005     | 09282-17005     | RETÉN ACEITE              | OIL SEAL              | PARAOLIO                | JOINT SPI             |
| 24 | REC17472-96303     | 17472-96303     | JUNTA DE LA BOMBA DE AGUA | WATER PUMP, GASKET    | GUARNIZIONE POMPA ACQUA | JOINT POMPE À EAU     |
| 25 | REC17471-95J01     | 17471-95J01     | TAPA DEL IMPULSOR         | OUTER PLATE CARTRIDGE | COPERCHIO GIRANTE       | PLAQUE DE POMPE À EAU |
| 26 | REC17416-95J00     | 17416-95J00     | ARO TÓRICO                | O-RING                | FASCIA TONDA            | JOINT TORIQUE         |
| 27 | REC17400-88L00     | 17400-88L00     | KIT BOMBA DE AGUA         | WATER PUMP KIT        | KIT POMPA ACQUA         | KIT POMPE A EAU       |
| 28 | REC17461-96312     | 17461-96312     | IMPULSOR                  | IMPELLER              | GIRANTE                 | TURBINE               |
| 29 | REC09420-04006     | 09420-04006     | CHAVETA                   | KEY                   | CHIAVETTA               | CLAVETTE              |
| 30 | REC17413-95J00     | 17413-95J00     | CASQUILLO INOX            | SLEEVE WATER PUMP     | CAPPUCCIO               | INSERT DE POMPE À EAU |
| 31 | PAGB/T93-6         | 29162-93J00     | ARANDELA MUELLE 6         | WASHER SPRING 6       | RONDELLA MOLLA 6        | RESSORT 6             |
| 32 | PAGB/T6170-M6      | 29141-93J00     | TUERCA HEXÁGONO M6        | NUT HEXAGON M6        | DADO ESAGONALE M6       | ECROU HEXAGONAL M6    |






REC80W90U3  
REC80W90U6  
REC GREU1  
REC GREU12

P. 43

P. 528

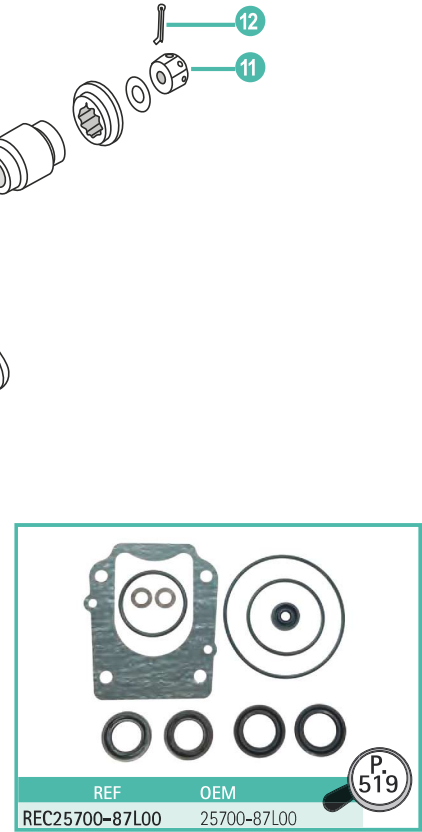
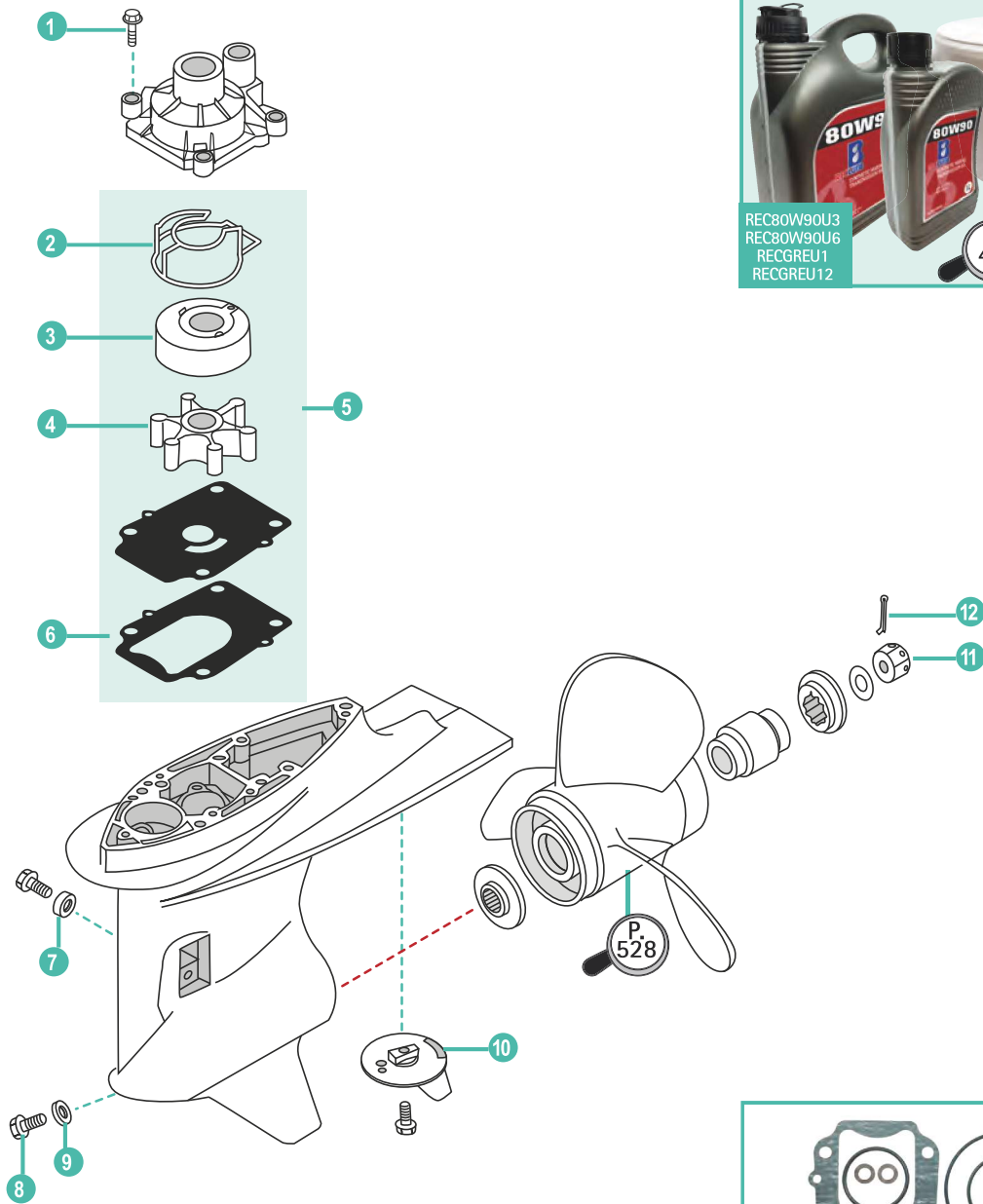


| REF            | OEM         |
|----------------|-------------|
| REC25700-99E00 | 25700-99E00 |

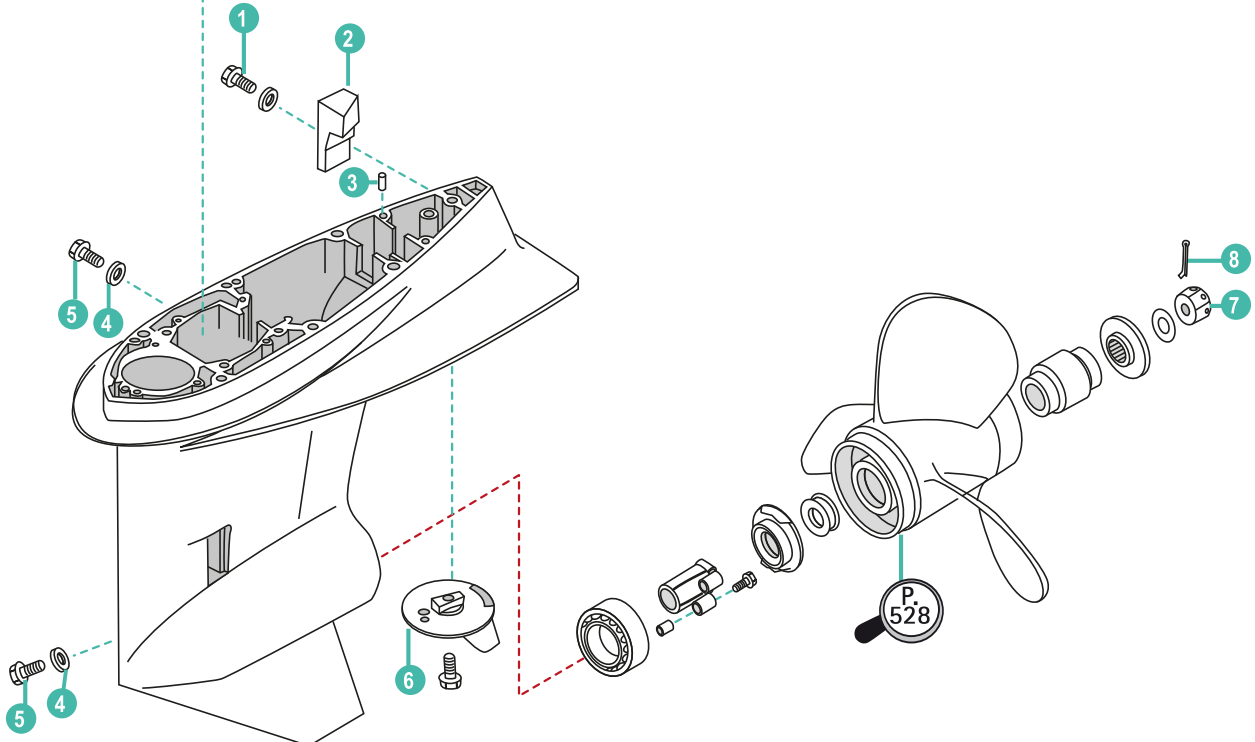
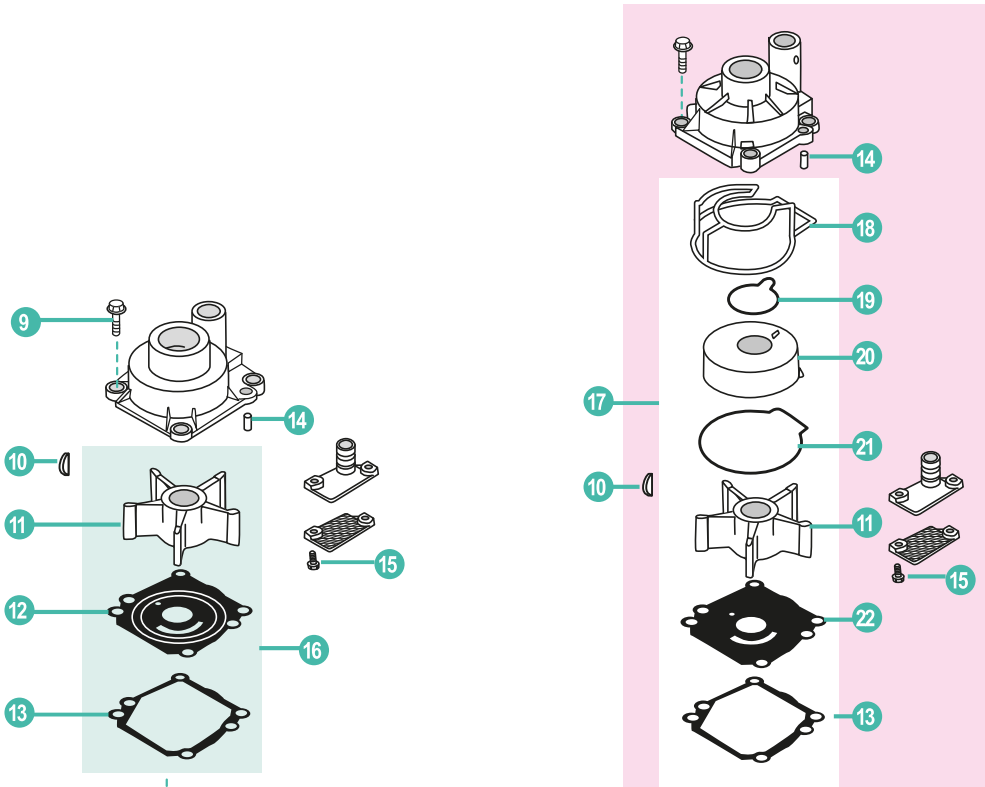
P. 519

| REF                 | OEM         |                           |                      |                             |                         |
|---------------------|-------------|---------------------------|----------------------|-----------------------------|-------------------------|
| 1 REC09248-10008    | 09248-10008 | TORNILLO 10x7,5           | SCREW 10x7,5         | VITE 10x7,5                 | VIS 10x7,5              |
| 2 REC09168-10022    | 09168-10022 | ARANDELA TAPÓN            | CAP, O-RING          | RONDELLA TAPPO              | JOINT DE VIDANGE        |
| 3 CM55321-90J01     | 55321-90J01 | ÁNODO                     | ANODE                | ANODO                       | ANODE                   |
| 4 PAGB/T889.1-M4    | 09140-04007 | TUERCA HEXAGONAL M4       | NUT HEXAGON M4       | DADO ESAGONALE M4           | ECROU HEXAGONAL M4      |
| 5 PAGB/T818-M4X30   | 09125-04023 | TORNILLO M4x30            | SCREW PAN HEAD M4x30 | VITE TESTA M4x30            | VIS M4x30               |
| 6 TEN01215          | 55125-90J01 | ÁNODO                     | ANODE                | ANODO                       | ANODE                   |
| 7 REC57630-94500    | 57630-94500 | KIT CIERRE HELICE         | PROP NUT KIT         | KIT CHIUSURA ELICA          | KIT ECROU D'HELICE      |
| 8 REC91490-40030    | 09204-03003 | PIN BLOQUEADOR            | COTTER PIN           | COPPIGLIA                   | GOUPILLE                |
| 9 REC90171-18M04    | 09141-18005 | TUERCA                    | NUT                  | DADO                        | ÉCROU                   |
| 10 REC17472-87E10   | 17472-87E10 | JUNTA BOMBA AGUA          | WATER PUMP GASKET    | GUARZIONE POMPA ACQUA       | JOINT DE POMPE À EAU    |
| 11 REC17471-92J00   | 17471-87E01 | PLACA BOMBA DE AGUA       | PATE, WATER PUMP     | PLACCA POMPA ACQUA          | PLAQUE DE POMPE A EAU   |
| 12 REC17400-87E04   | 17400-87E03 | KIT REPARACION BOMBA AGUA | WATER PUMP KIT       | KIT RIPARAZIONE POMPA ACQUA | KIT TURBINE             |
| 13 REC17461-87E12   | 17461-87E12 | IMPULSOR                  | IMPELLER             | GIRANTE                     | TURBINE                 |
| 14 REC17413-99E11   | 17413-99E10 | CASQUILLO INOX            | INSERT CUP           | GHIERA INOX                 | INSERT INOX POMPE A EAU |
| 15 PAGB/T5783-M6X16 | 09116-06225 | TORNILLO HEXAGONAL M6x16  | BOLT HEXAGON M6x16   | BULLONE ESAGONALE M6x16     | BOULON HEXAGONAL M6x16  |

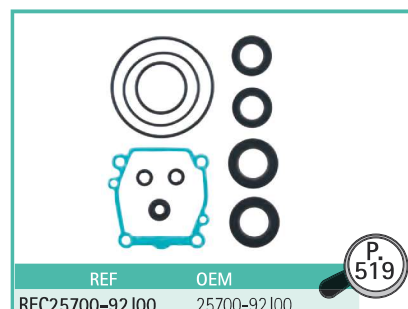





|    | REF            | OEM         |                   |                   |                       |                         |
|----|----------------|-------------|-------------------|-------------------|-----------------------|-------------------------|
| 1  | PAF8-00000003  | 29116-93J10 | TORNILLO M8x35    | BOLT M8x35        | BULLONE M8x35         | BOULON M8x35            |
| 2  | REC17416-99E10 | 17416-99E10 | JUNTA TORICA      | O-RING            | O-RING                | JOINT TORIQUE           |
| 3  | REC17413-99E11 | 17413-99E10 | CASQUILLO INOX    | INSERT CUP        | GHIERA INOX           | INSERT INOX POMPE A EAU |
| 4  | REC17461-87E12 | 17461-87E12 | IMPULSOR          | IMPELLER          | GIRANTE               | TURBINE                 |
| 5  | REC17400-87L01 | 17400-87L01 | KIT BOMBA DE AGUA | WATER PUMP KIT    | KIT POMPA ACQUA       | KIT POMPE A EAU         |
| 6  | REC17472-87L00 | 17472-87L00 | JUNTA BOMBA AGUA  | WATER PUMP GASKET | GUARZIONE POMPA ACQUA | JOINT DE POMPE À EAU    |
| 7  | CM55321-87J00  | 55321-87J00 | ÁNODO             | ANODE             | ANODO                 | ANODE                   |
| 8  | REC09248-10008 | 09248-10008 | TORNILLO 10x7,5   | SCREW 10x7,5      | VITE 10x7,5           | VIS 10x7,5              |
| 9  | REC09168-10034 | 09168-10034 | JUNTA             | GASKET            | GUARNIZIONE           | JOINT DE VIDANGE        |
| 10 | TEN01215       | 55125-90J01 | ÁNODO             | ANODE             | ANODO                 | ANODE                   |
| 11 | REC90171-18M04 | 09141-18005 | TUERCA            | NUT               | DADO                  | ECROU D'HELICE          |
| 12 | REC91490-40030 | 09204-03003 | PIN BLOQUEADOR    | COTTER PIN        | COPPIGLIA             | GOUPILLE                |

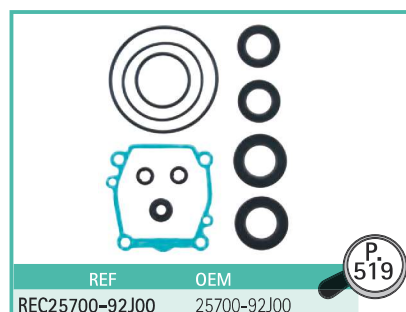
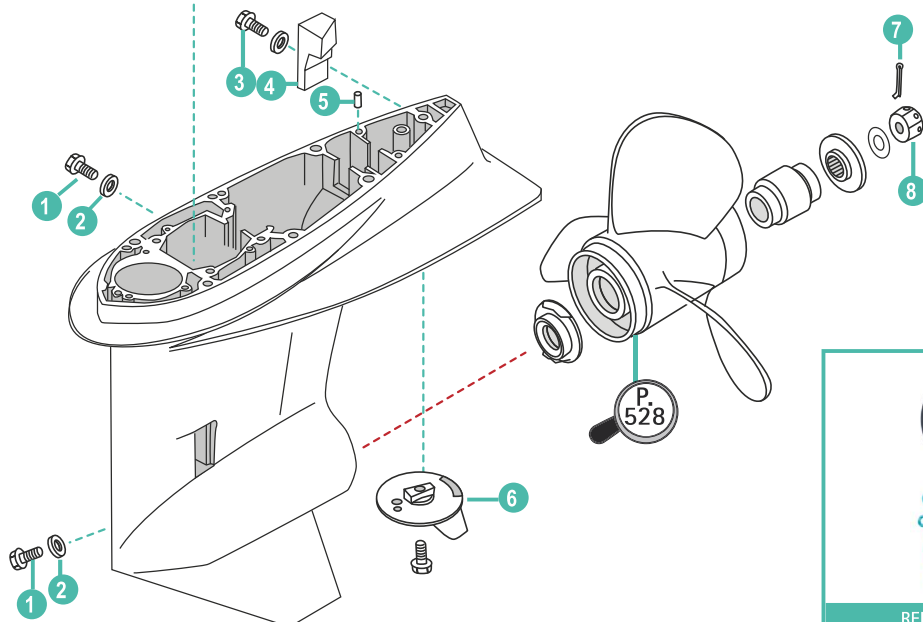
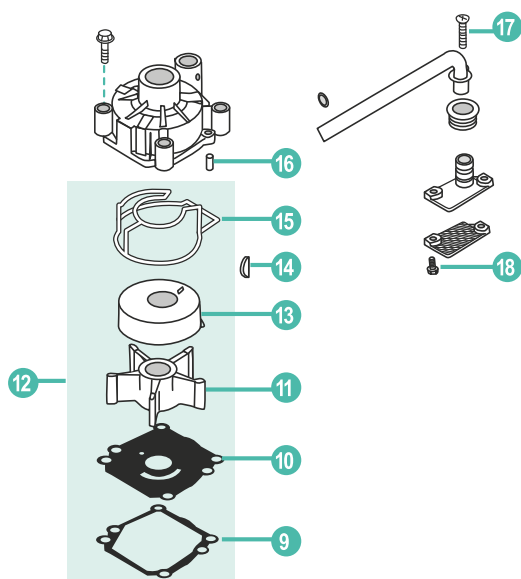


|    | REF              | OEM         |                      |                       |                       |                         |
|----|------------------|-------------|----------------------|-----------------------|-----------------------|-------------------------|
| 1  | PAGB/T5783-M6X12 | 09100-06130 | TORNILLO M6x12       | BOLT M6x12            | BULLONE M6x12         | BOULON M6x12            |
| 2  | CM55321-90J01    | 55321-90J01 | ÁNODO                | ANODE                 | ANODO                 | ANODE                   |
| 3  | PAF25-00000014   | 09202-08006 | PIN CENTRADOR F8x12  | PIN, DOWEL F8x12      | PIN, CENTRAGGIO F8x12 | GOUPILLE FENDUE 8x12    |
| 4  | REC09168-10022   | 09168-10022 | TORNILLO 10x7,5      | SCREW 10x7,5          | VITE 10x7,5           | VIS M10x7,5             |
| 5  | REC09248-10008   | 09248-10008 | ARANDELA TAPÓN       | CAP, O-RING           | RONDELLA TAPPO        | JOINT DE VIDANGE        |
| 6  | TEN01215         | 55125-90J01 | ÁNODO                | ANODE                 | ANODO                 | ANODE                   |
| 7  | REC90171-18M04   | 09141-18005 | TUERCA               | NUT                   | DADO                  | ÉCROU                   |
| 8  | REC91490-40030   | 08204-03003 | PIN BLOQUEADOR       | COTTER PIN            | COPPIGLIA             | GOUPILLE                |
|    |                  |             | MODELOS ANTIGUOS     | OLDER MODELS          | MODELLI VECCHIO       | ANCIENS MODELES         |
| 9  | PAGB/T5783-M8X25 | 09117-08057 | PERNO M8X25          | BOLT M8X25            | BULLONE M8            | BOULON M8X25            |
| 10 | REC09420-05009   | 09420-05009 | CHAVETA              | KEY                   | CHIAVETTA             | CLAVETTE                |
| 11 | REC17461-90J01   | 17461-90J01 | IMPULSOR             | IMPELLER              | GIRANTE               | TURBINE                 |
| 12 | REC17471-92J00   | 17471-92J00 | TAPA DEL IMPULSOR    | OUTER PLATE CARTRIDGE | COPERCHIO GIRANTE     | PLAQUE DE POMPE À EAU   |
| 13 | REC17472-87E10   | 17472-87E10 | JUNTA BOMBA AGUA     | WATER PUMP GASKET     | GUARZIONE POMPA ACQUA | JOINT DE POMPE À EAU    |
| 14 | REC93606-12019   | 09202-06031 | PIN F6X12            | PIN F6X12             | SPINOTTO F6X12        | LEVIER F6X12            |
| 15 | PAGB/T8.8-2000   | 09125-05046 | TORNILLO M5X12       | SCREW, PAN HEAD M5X12 | VITE M5X12            | VIS M5X12               |
| 16 | REC17400-90J20   | 17400-90J20 | KIT BOMBA DE AGUA    | WATER PUMP KIT        | KIT POMPA ACQUA       | KIT POMPE A EAU         |
|    |                  |             | MODELOS MODERNOS     | NEWER MODELS          | MODELLI MODERNI       | MODELES RECENTS         |
| 17 | REC17400-92J21   | 17400-92J21 | KIT BOMBA DE AGUA    | WATER PUMP KIT        | KIT POMPA ACQUA       | KIT POMPE A EAU         |
| 18 | REC17416-92J10   | 17416-92J10 | TÓRICA BOMBA DE AGUA | WATER PUMP, SEAL      | FASCIA TONDA          | JOINT TORIQUE           |
| 19 | REC17417-92J00   | 17417-92J00 | JUNTA TORICA         | O-RING                | O-RING                | JOINT TORIQUE           |
| 20 | REC17413-92J01   | 17416-92J01 | CASQUILLO INOX       | INSERT CUP            | GHIERA INOX           | INSERT INOX POMPE A EAU |
| 21 | REC17416-92J00   | 17416-92J00 | JUNTA TORICA         | O-RING                | O-RING                | JOINT TORIQUE           |
| 22 | REC17471-92J00   | 17471-92J00 | TAPA DEL IMPULSOR    | OUTER PLATE CARTRIDGE | COPERCHIO GIRANTE     | PLAQUE DE POMPE À EAU   |




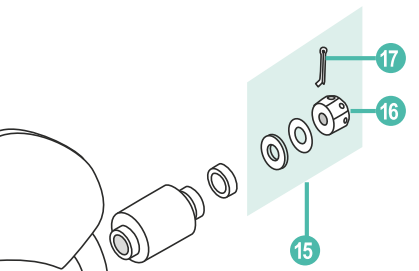
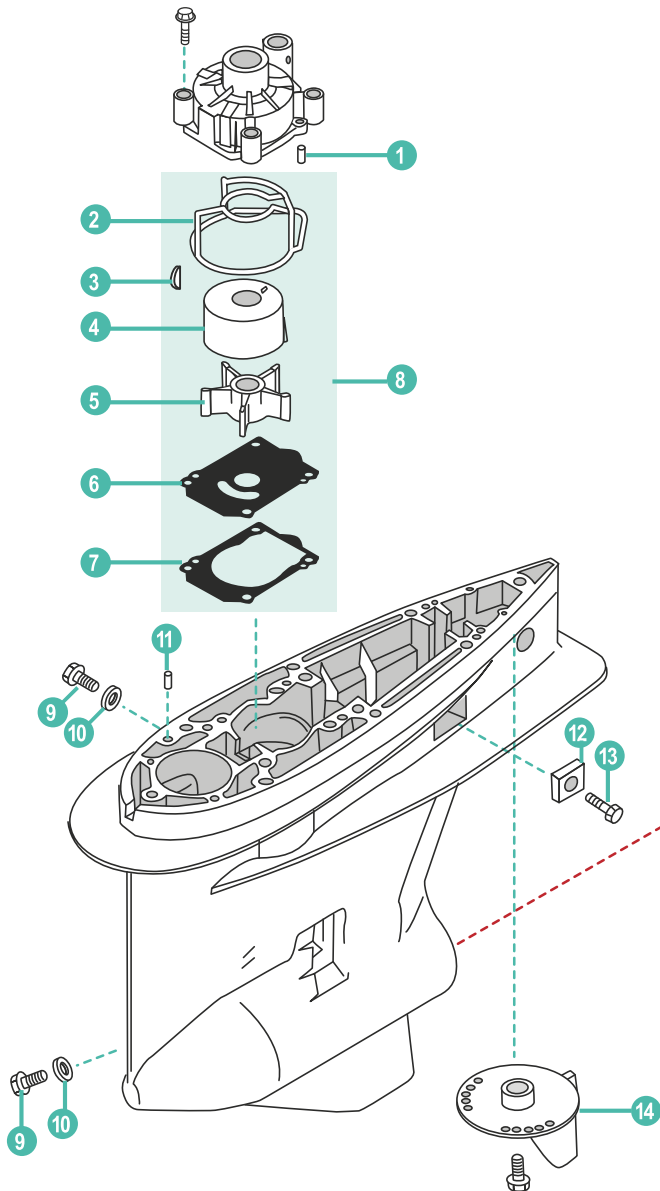
4T DF100A, DF115A, DF140A

STROKES



| REF | OEM              |             |                      |                       |                       |
|-----|------------------|-------------|----------------------|-----------------------|-----------------------|
| 1   | REC09248-10008   | 09248-10008 | TORNILLO 10x7,5      | SCREW 10x7,5          | VITE 10x7,5           |
| 2   | REC09168-10022   | 09168-10022 | ARANDELA TAPÓN       | CAP, O-RING           | RONDELLA TAPPO        |
| 3   | PAGB/T5783-M6X12 | 09100-06130 | TORNILLO M6x12       | BOLT M6x12            | BULLONE M6x12         |
| 4   | CM55321-90J01    | 55321-90J01 | ÁNODO                | ANODE                 | ANODO                 |
| 5   | PAF25-00000014   | 09202-08006 | PIN CENTRADOR F8x12  | PIN, DOWEL F8x12      | PIN, CENTRAGGIO F8x12 |
| 6   | TEN01215         | 55125-90J01 | ÁNODO                | ANODE                 | ANODO                 |
| 7   | REC91490-40030   | 09240-03003 | PIN BLOQUEADOR       | COTTER PIN            | COPPIGLIA             |
| 8   | REC90171-18M04   | 09141-18005 | TUERCA               | NUT                   | DADO                  |
| 9   | REC17472-87E10   | 17472-87E10 | JUNTA BOMBA AGUA     | WATER PUMP GASKET     | GUARZIONE POMPA ACQUA |
| 10  | REC17471-92J00   | 17471-92J00 | TAPA DEL IMPULSOR    | OUTER PLATE CARTRIDGE | COPERCHIO GIRANTE     |
| 11  | REC17461-90J01   | 17461-90J01 | IMPULSOR             | IMPELLER              | GIRANTE               |
| 12  | REC17400-92J21   | 17400-92J21 | KIT BOMBA DE AGUA    | WATER PUMP KIT        | KIT POMPA ACQUA       |
| 13  | REC17413-92J01   | 17413-92J01 | CASQUILLO INOX       | INSERT CUP            | GHIERA INOX           |
| 14  | REC09420-05009   | 09420-05009 | CHAVETA              | KEY                   | CHIAVETTA             |
| 15  | REC17416-92J10   | 17416-92J10 | TÓRICA BOMBA DE AGUA | WATER PUMP, SEAL      | FASCIA TONDA          |
| 16  | REC93606-12019   | 09202-06031 | PIN F6x12            | PIN F6x12             | SPINOTTO F6x12        |
| 17  | PAGB/T818-M6X10  | 09125-06063 | TORNILLO M6x10       | BOLT M6x10            | BULLONE M6x10         |
| 18  | PAGB/T8.8-2000   | 09125-05046 | TORNILLO M5X12       | SCREW, PAN HEAD M5X12 | VITE M5X12            |

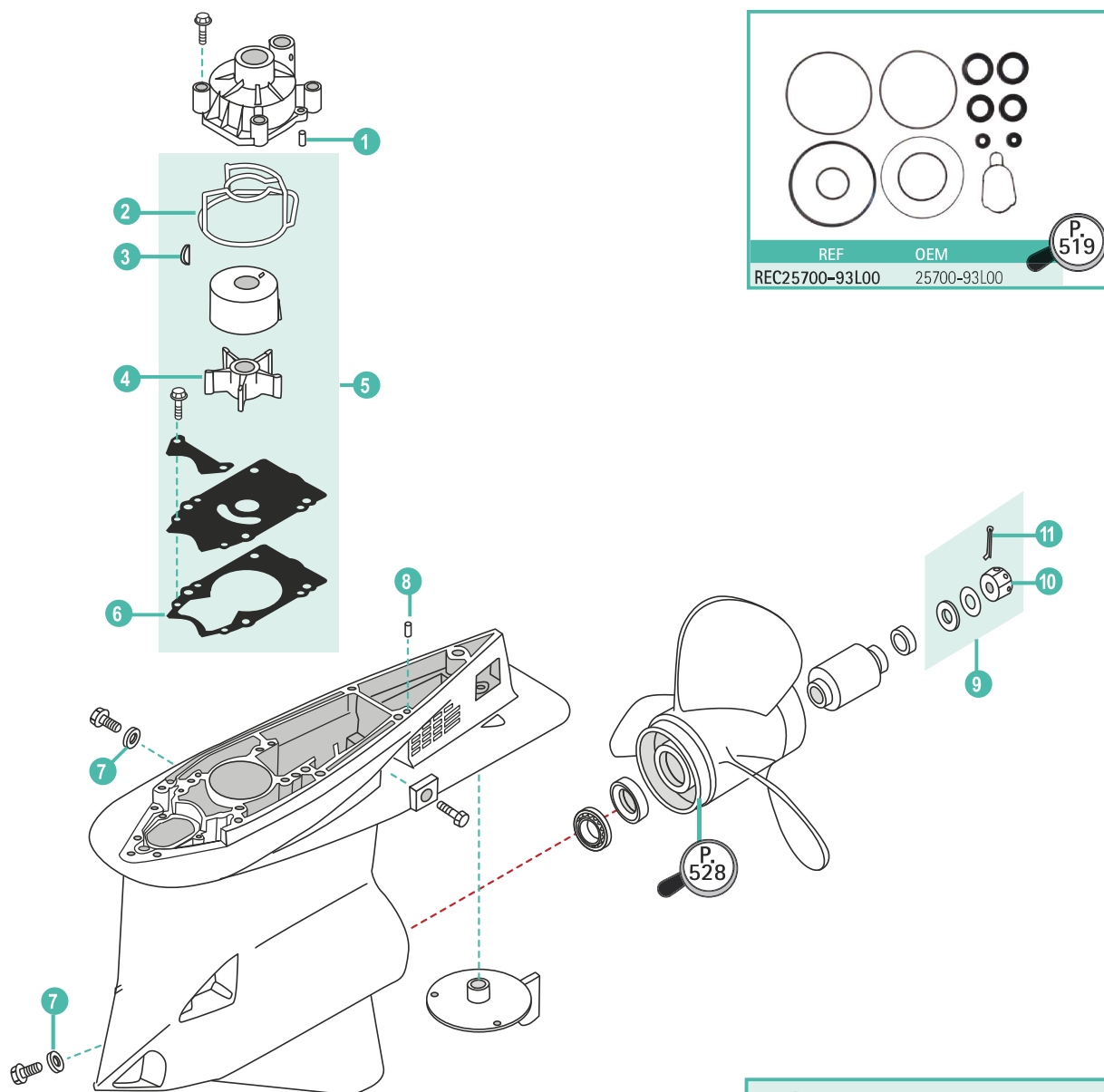




|    | REF            | OEM         |                     |                   |                       |                       |
|----|----------------|-------------|---------------------|-------------------|-----------------------|-----------------------|
| 1  | REC93606-12019 | 09202-06031 | PIN F6X12           | PIN F6X12         | SPINOTTO F6X12        | LEVIER F6X12          |
| 2  | REC17416-96J00 | 17416-96J00 | JUNTA TORICA        | O-RING            | O-RING                | JOINT TORIQUE         |
| 3  | REC09420-05009 | 09420-05009 | CHAVETA             | KEY               | CHIAVETTA             | CLAVETTE              |
| 4  | REC17413-96J01 | 17413-96J01 | CASQUILLO INOX      | SLEEVE WATER PUMP | CAPPUCCIO             | INSERT DE POMPE À EAU |
| 5  | REC17461-90J01 | 17461-90J01 | IMPULSOR            | IMPELLER          | GIRANTE               | TURBINE               |
| 6  | REC17471-92J02 | 17471-93J02 | TAPA DEL IMPULSOR   | IMPELLER PLATE    | COPERCHIO GIRANTE     | PLAQUE DE POMPE À EAU |
| 7  | REC17472-93J00 | 17472-93J00 | JUNTA               | GASKET            | GUARNIZIONE           | JOINT                 |
| 8  | REC17400-96J03 | 17400-96J03 | KIT BOMBA DE AGUA   | WATER PUMP KIT    | KIT POMPA ACQUA       | KIT POMPE A EAU       |
| 9  | REC55128-93J10 | 55128-93J10 | TAPON DRENAJE COLA  | WATER PLUG DRAIN  | GUARNIZIONE DRENAGGIO | BOUCHON DE VIDANGE    |
| 10 | REC09168-10034 | 09168-10034 | JUNTA               | GASKET            | GUARNIZIONE           | JOINT                 |
| 11 | PAF25-00000014 | 09202-08006 | PIN CENTRADOR F8x12 | PIN, DOWEL F8x12  | PIN, CENTRAGGIO F8x12 | GOUPILLE FENDUE 8x12  |
| 12 | CM55320-95310  | 55320-95311 | ÁNODO               | ANODE             | ANODO                 | ANODE                 |
| 13 | REC09116-06094 | 09116-06094 | TORNILLO 6x15       | SCREW 6x15        | VITE 6x15             | VIS M6x15             |
| 14 | TEN01215       | 55125-98J00 | ÁNODO               | ANODE             | ANODO                 | ANODE                 |
| 15 | REC57630-92E00 | 57630-92E00 | KIT CIERRE HELICE   | PROP NUT KIT      | KIT CHIUSURA ELICA    | KIT ECROU D'HELICE    |
| 16 | REC90171-18M04 | 09141-18005 | TUERCA              | NUT               | DADO                  | ÉCROU                 |
| 17 | REC91490-40030 | 09204-03003 | PIN BLOQUEADOR      | COTTER PIN        | COPPIGLIA             | GOUPILLE              |

4T DF250AP, DF350AP

STROKES



|    | REF            | OEM         |                      |                   |                        |                      |
|----|----------------|-------------|----------------------|-------------------|------------------------|----------------------|
| 1  | REC93606-12019 | 09202-06031 | PIN F6X12            | PIN F6X12         | SPINOTTO F6X12         | LEVIER F6X12         |
| 2  | REC17416-93J00 | 17416-93J00 | TÓRICA BOMBA DE AGUA | WATER PUMP, SEAL  | FASCIA TONDA           | JOINT TORIQUE        |
| 3  | REC09420-05009 | 09420-05009 | CHAVETA              | KEY               | CHIAVETTA              | CLAVETTE             |
| 4  | REC17461-93J00 | 17461-93J00 | IMPULSOR             | IMPELLER          | GIRANTE                | TURBINE              |
| 5  | REC17400-98J01 | 17400-98J01 | KIT BOMBA DE AGUA    | WATER PUMP KIT    | KIT POMPA ACQUA        | KIT POMPE A EAU      |
| 6  | REC17472-98J00 | 17472-98J00 | JUNTA BASE BOMBA     | CASE PANEL GASKET | GUARNIZIONE BASE POMPA | JOINT DE BASE        |
| 7  | REC09168-10034 | 09168-10034 | JUNTA                | GASKET            | GUARNIZIONE            | JOINT                |
| 8  | PAF25-00000014 | 09202-08006 | PIN CENTRADOR F8x12  | PIN, DOWEL F8x12  | PIN, CENTRAGGIO F8x12  | GOUPILLE FENDUE 8x12 |
| 9  | REC57630-92E00 | 57630-92E00 | KIT CIERRE HELICE    | PROP NUT KIT      | KIT CHIUSURA ELICA     | KIT ECROU D'HELICE   |
| 10 | REC90171-18M04 | 90171-18M04 | TUERCA               | NUT               | DADO                   | ÉCROU                |
| 11 | REC91490-40030 | 09204-03003 | PIN BLOQUEADOR       | COTTER PIN        | COPPIGLIA              | GOUPILLE             |

# COMPONENTES DE COLA

# DRIVE COMPONENTS

# COMPONENTI PIEDI PIECES D' EMBASES

## KITS JUNTAS Y RETENES

## SEALS KITS

## KIT GUARNIZIONE E TENUTE

## KITS JOINTS D'EMBASES

| REF            | OEM         |
|----------------|-------------|
| REC25700-87E00 | 25700-87E00 |

DF60, DF70 W-K9 (1998-09)  
DT90, DT100L-Y (1990-00)

| REF            | OEM         |
|----------------|-------------|
| REC25700-87L00 | 25700-87L00 |

DF70A, DF80A, DF90A (2009+)

| REF            | OEM         |
|----------------|-------------|
| REC25700-93L00 | 25700-93L00 |

DF250AP, DF300AP

| REF            | OEM         |
|----------------|-------------|
| REC25700-92J00 | 25700-92J00 |

DF100A, DF115A, DF140A (2013+)  
DF140 (2002-12)

| REF            | OEM                        |
|----------------|----------------------------|
| REC25700-95D01 | 25700-95D01<br>25700-95D00 |

DF25, DF30Y-K6 (2000-06)  
DT25C, DT30C-K-Y (1989-00)

| REF            | OEM         |
|----------------|-------------|
| REC25700-87D00 | 25700-87D00 |

DT150, DT200,  
DT225W-K3 (1998-03)  
V6H-Y (1987-00)

| REF            | OEM                        |
|----------------|----------------------------|
| REC25700-88L00 | 25700-94400<br>25700-88400 |

DF40, DF50X-K10 (1999-10)  
DF40A, DF50A, DF60A (2010+)

| REF            | OEM         |
|----------------|-------------|
| REC25700-93J00 | 25700-93J00 |

DF150, DF175T/Z (G) (2006-14)  
DF200, DF225, DF250 (2004+)  
DF200A (2015)

| REF            | OEM         |
|----------------|-------------|
| REC25700-94700 | 25700-94700 |

DT55, DT65J-X (1988-99)

| REF            | OEM         |
|----------------|-------------|
| REC25700-99E00 | 25700-99E00 |

DF40A, DF50A, DF60A (2014+)  
DF60, DF70W-K9 (1998-09)

| REF            | OEM         |
|----------------|-------------|
| REC25700-95501 | 25700-95500 |

DT75, DT85J-Y (1988-00)


| REF            | OEM         |
|----------------|-------------|
| REC25700-95J00 | 25700-95J00 |

DF20R, DF25, DF25R-V2 (2006-11)

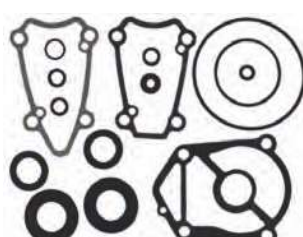
| REF            | OEM         |
|----------------|-------------|
| REC25700-98J00 | 25700-98J00 |

DF300T/Z (2007-11)


| REF            | OEM         |
|----------------|-------------|
| REC25700-94500 | 25700-94500 |




DT115, DT140G-Y (1986-00)



| REF            | OEM         |
|----------------|-------------|
| REC25700-90J01 | 25700-90J01 |



DF90, DF100, DF115 K1-K11 (2001-11)  
DF115WT, DF140WT-K3 (2003)



| GUÍA KITS DE JUNTAS  | GUIDE OF GASKETS KITS | GUIDA KIT GUARNIZIONE | GUIDE DES KITS JOINTS |      |      |      |      |       |       |                     |      |      |      |  |     |       |      |      |       |       |       |      |      |    |      |      |       |       |       |  |     |      |       |       |        |       |       |       |       |        |       |         |       |         |         |
|--|-----------------------|-----------------------|-----------------------|------|------|------|------|-------|-------|---------------------|------|------|------|--|-----|-------|------|------|-------|-------|-------|------|------|----|------|------|-------|-------|-------|--|-----|------|-------|-------|--------|-------|-------|-------|-------|--------|-------|---------|-------|---------|---------|
|  <table border="1"> <thead> <tr> <th>REF</th> </tr> </thead> <tbody> <tr><td>DT25C</td></tr> <tr><td>DT30C</td></tr> <tr><td>DT55</td></tr> <tr><td>DT65</td></tr> <tr><td>DT75</td></tr> <tr><td>DT85</td></tr> <tr><td>DT115</td></tr> <tr><td>DT140</td></tr> <tr><td>V6 2-STROKE 1989-03</td></tr> <tr><td>DF25</td></tr> <tr><td>DF30</td></tr> <tr><td>DF25</td></tr> </tbody> </table> | REF                   | DT25C                 | DT30C                 | DT55 | DT65 | DT75 | DT85 | DT115 | DT140 | V6 2-STROKE 1989-03 | DF25 | DF30 | DF25 |  <table border="1"> <thead> <tr> <th>REF</th> </tr> </thead> <tbody> <tr><td>DT40C</td></tr> <tr><td>DF40</td></tr> <tr><td>DF50</td></tr> <tr><td>DF40A</td></tr> <tr><td>DF50A</td></tr> <tr><td>DF60A</td></tr> <tr><td>DF60</td></tr> <tr><td>DF70</td></tr> <tr><td>V4</td></tr> <tr><td>DF60</td></tr> <tr><td>DF70</td></tr> <tr><td>DF70A</td></tr> <tr><td>DF80A</td></tr> <tr><td>DF90A</td></tr> </tbody> </table> | REF | DT40C | DF40 | DF50 | DF40A | DF50A | DF60A | DF60 | DF70 | V4 | DF60 | DF70 | DF70A | DF80A | DF90A |  <table border="1"> <thead> <tr> <th>REF</th> </tr> </thead> <tbody> <tr><td>DF90</td></tr> <tr><td>DF100</td></tr> <tr><td>DF115</td></tr> <tr><td>DF115A</td></tr> <tr><td>DF140</td></tr> <tr><td>DF150</td></tr> <tr><td>DF175</td></tr> <tr><td>DF200</td></tr> <tr><td>DF225/</td></tr> <tr><td>DF250</td></tr> <tr><td>DF250SS</td></tr> <tr><td>DF300</td></tr> <tr><td>DF250AP</td></tr> <tr><td>DF300AP</td></tr> </tbody> </table> | REF | DF90 | DF100 | DF115 | DF115A | DF140 | DF150 | DF175 | DF200 | DF225/ | DF250 | DF250SS | DF300 | DF250AP | DF300AP |
| REF  |                       |                       |                       |      |      |      |      |       |       |                     |      |      |      |  |     |       |      |      |       |       |       |      |      |    |      |      |       |       |       |  |     |      |       |       |        |       |       |       |       |        |       |         |       |         |         |
| DT25C  |                       |                       |                       |      |      |      |      |       |       |                     |      |      |      |  |     |       |      |      |       |       |       |      |      |    |      |      |       |       |       |  |     |      |       |       |        |       |       |       |       |        |       |         |       |         |         |
| DT30C  |                       |                       |                       |      |      |      |      |       |       |                     |      |      |      |  |     |       |      |      |       |       |       |      |      |    |      |      |       |       |       |  |     |      |       |       |        |       |       |       |       |        |       |         |       |         |         |
| DT55   |                       |                       |                       |      |      |      |      |       |       |                     |      |      |      |  |     |       |      |      |       |       |       |      |      |    |      |      |       |       |       |  |     |      |       |       |        |       |       |       |       |        |       |         |       |         |         |
| DT65   |                       |                       |                       |      |      |      |      |       |       |                     |      |      |      |  |     |       |      |      |       |       |       |      |      |    |      |      |       |       |       |  |     |      |       |       |        |       |       |       |       |        |       |         |       |         |         |
| DT75   |                       |                       |                       |      |      |      |      |       |       |                     |      |      |      |  |     |       |      |      |       |       |       |      |      |    |      |      |       |       |       |  |     |      |       |       |        |       |       |       |       |        |       |         |       |         |         |
| DT85   |                       |                       |                       |      |      |      |      |       |       |                     |      |      |      |  |     |       |      |      |       |       |       |      |      |    |      |      |       |       |       |  |     |      |       |       |        |       |       |       |       |        |       |         |       |         |         |
| DT115  |                       |                       |                       |      |      |      |      |       |       |                     |      |      |      |  |     |       |      |      |       |       |       |      |      |    |      |      |       |       |       |  |     |      |       |       |        |       |       |       |       |        |       |         |       |         |         |
| DT140  |                       |                       |                       |      |      |      |      |       |       |                     |      |      |      |  |     |       |      |      |       |       |       |      |      |    |      |      |       |       |       |  |     |      |       |       |        |       |       |       |       |        |       |         |       |         |         |
| V6 2-STROKE 1989-03  |                       |                       |                       |      |      |      |      |       |       |                     |      |      |      |  |     |       |      |      |       |       |       |      |      |    |      |      |       |       |       |  |     |      |       |       |        |       |       |       |       |        |       |         |       |         |         |
| DF25   |                       |                       |                       |      |      |      |      |       |       |                     |      |      |      |  |     |       |      |      |       |       |       |      |      |    |      |      |       |       |       |  |     |      |       |       |        |       |       |       |       |        |       |         |       |         |         |
| DF30   |                       |                       |                       |      |      |      |      |       |       |                     |      |      |      |  |     |       |      |      |       |       |       |      |      |    |      |      |       |       |       |  |     |      |       |       |        |       |       |       |       |        |       |         |       |         |         |
| DF25   |                       |                       |                       |      |      |      |      |       |       |                     |      |      |      |  |     |       |      |      |       |       |       |      |      |    |      |      |       |       |       |  |     |      |       |       |        |       |       |       |       |        |       |         |       |         |         |
| REF  |                       |                       |                       |      |      |      |      |       |       |                     |      |      |      |  |     |       |      |      |       |       |       |      |      |    |      |      |       |       |       |  |     |      |       |       |        |       |       |       |       |        |       |         |       |         |         |
| DT40C  |                       |                       |                       |      |      |      |      |       |       |                     |      |      |      |  |     |       |      |      |       |       |       |      |      |    |      |      |       |       |       |  |     |      |       |       |        |       |       |       |       |        |       |         |       |         |         |
| DF40   |                       |                       |                       |      |      |      |      |       |       |                     |      |      |      |  |     |       |      |      |       |       |       |      |      |    |      |      |       |       |       |  |     |      |       |       |        |       |       |       |       |        |       |         |       |         |         |
| DF50   |                       |                       |                       |      |      |      |      |       |       |                     |      |      |      |  |     |       |      |      |       |       |       |      |      |    |      |      |       |       |       |  |     |      |       |       |        |       |       |       |       |        |       |         |       |         |         |
| DF40A  |                       |                       |                       |      |      |      |      |       |       |                     |      |      |      |  |     |       |      |      |       |       |       |      |      |    |      |      |       |       |       |  |     |      |       |       |        |       |       |       |       |        |       |         |       |         |         |
| DF50A  |                       |                       |                       |      |      |      |      |       |       |                     |      |      |      |  |     |       |      |      |       |       |       |      |      |    |      |      |       |       |       |  |     |      |       |       |        |       |       |       |       |        |       |         |       |         |         |
| DF60A  |                       |                       |                       |      |      |      |      |       |       |                     |      |      |      |  |     |       |      |      |       |       |       |      |      |    |      |      |       |       |       |  |     |      |       |       |        |       |       |       |       |        |       |         |       |         |         |
| DF60   |                       |                       |                       |      |      |      |      |       |       |                     |      |      |      |  |     |       |      |      |       |       |       |      |      |    |      |      |       |       |       |  |     |      |       |       |        |       |       |       |       |        |       |         |       |         |         |
| DF70   |                       |                       |                       |      |      |      |      |       |       |                     |      |      |      |  |     |       |      |      |       |       |       |      |      |    |      |      |       |       |       |  |     |      |       |       |        |       |       |       |       |        |       |         |       |         |         |
| V4   |                       |                       |                       |      |      |      |      |       |       |                     |      |      |      |  |     |       |      |      |       |       |       |      |      |    |      |      |       |       |       |  |     |      |       |       |        |       |       |       |       |        |       |         |       |         |         |
| DF60   |                       |                       |                       |      |      |      |      |       |       |                     |      |      |      |  |     |       |      |      |       |       |       |      |      |    |      |      |       |       |       |  |     |      |       |       |        |       |       |       |       |        |       |         |       |         |         |
| DF70   |                       |                       |                       |      |      |      |      |       |       |                     |      |      |      |  |     |       |      |      |       |       |       |      |      |    |      |      |       |       |       |  |     |      |       |       |        |       |       |       |       |        |       |         |       |         |         |
| DF70A  |                       |                       |                       |      |      |      |      |       |       |                     |      |      |      |  |     |       |      |      |       |       |       |      |      |    |      |      |       |       |       |  |     |      |       |       |        |       |       |       |       |        |       |         |       |         |         |
| DF80A  |                       |                       |                       |      |      |      |      |       |       |                     |      |      |      |  |     |       |      |      |       |       |       |      |      |    |      |      |       |       |       |  |     |      |       |       |        |       |       |       |       |        |       |         |       |         |         |
| DF90A  |                       |                       |                       |      |      |      |      |       |       |                     |      |      |      |  |     |       |      |      |       |       |       |      |      |    |      |      |       |       |       |  |     |      |       |       |        |       |       |       |       |        |       |         |       |         |         |
| REF  |                       |                       |                       |      |      |      |      |       |       |                     |      |      |      |  |     |       |      |      |       |       |       |      |      |    |      |      |       |       |       |  |     |      |       |       |        |       |       |       |       |        |       |         |       |         |         |
| DF90   |                       |                       |                       |      |      |      |      |       |       |                     |      |      |      |  |     |       |      |      |       |       |       |      |      |    |      |      |       |       |       |  |     |      |       |       |        |       |       |       |       |        |       |         |       |         |         |
| DF100  |                       |                       |                       |      |      |      |      |       |       |                     |      |      |      |  |     |       |      |      |       |       |       |      |      |    |      |      |       |       |       |  |     |      |       |       |        |       |       |       |       |        |       |         |       |         |         |
| DF115  |                       |                       |                       |      |      |      |      |       |       |                     |      |      |      |  |     |       |      |      |       |       |       |      |      |    |      |      |       |       |       |  |     |      |       |       |        |       |       |       |       |        |       |         |       |         |         |
| DF115A   |                       |                       |                       |      |      |      |      |       |       |                     |      |      |      |  |     |       |      |      |       |       |       |      |      |    |      |      |       |       |       |  |     |      |       |       |        |       |       |       |       |        |       |         |       |         |         |
| DF140  |                       |                       |                       |      |      |      |      |       |       |                     |      |      |      |  |     |       |      |      |       |       |       |      |      |    |      |      |       |       |       |  |     |      |       |       |        |       |       |       |       |        |       |         |       |         |         |
| DF150  |                       |                       |                       |      |      |      |      |       |       |                     |      |      |      |  |     |       |      |      |       |       |       |      |      |    |      |      |       |       |       |  |     |      |       |       |        |       |       |       |       |        |       |         |       |         |         |
| DF175  |                       |                       |                       |      |      |      |      |       |       |                     |      |      |      |  |     |       |      |      |       |       |       |      |      |    |      |      |       |       |       |  |     |      |       |       |        |       |       |       |       |        |       |         |       |         |         |
| DF200  |                       |                       |                       |      |      |      |      |       |       |                     |      |      |      |  |     |       |      |      |       |       |       |      |      |    |      |      |       |       |       |  |     |      |       |       |        |       |       |       |       |        |       |         |       |         |         |
| DF225/   |                       |                       |                       |      |      |      |      |       |       |                     |      |      |      |  |     |       |      |      |       |       |       |      |      |    |      |      |       |       |       |  |     |      |       |       |        |       |       |       |       |        |       |         |       |         |         |
| DF250  |                       |                       |                       |      |      |      |      |       |       |                     |      |      |      |  |     |       |      |      |       |       |       |      |      |    |      |      |       |       |       |  |     |      |       |       |        |       |       |       |       |        |       |         |       |         |         |
| DF250SS  |                       |                       |                       |      |      |      |      |       |       |                     |      |      |      |  |     |       |      |      |       |       |       |      |      |    |      |      |       |       |       |  |     |      |       |       |        |       |       |       |       |        |       |         |       |         |         |
| DF300  |                       |                       |                       |      |      |      |      |       |       |                     |      |      |      |  |     |       |      |      |       |       |       |      |      |    |      |      |       |       |       |  |     |      |       |       |        |       |       |       |       |        |       |         |       |         |         |
| DF250AP  |                       |                       |                       |      |      |      |      |       |       |                     |      |      |      |  |     |       |      |      |       |       |       |      |      |    |      |      |       |       |       |  |     |      |       |       |        |       |       |       |       |        |       |         |       |         |         |
| DF300AP  |                       |                       |                       |      |      |      |      |       |       |                     |      |      |      |  |     |       |      |      |       |       |       |      |      |    |      |      |       |       |       |  |     |      |       |       |        |       |       |       |       |        |       |         |       |         |         |

**FUELLES VARILLA DE CAMBIO**      **SHIFT, BELOW**

| REF            | OEM         |
|----------------|-------------|
| REC25222-93901 | 25222-93901 |




DF4, DF5, DF6 (2002-12)  
DF9.9, DF15 (1996-12)  
DT7, DT5 (1988-01)  
DT9.9, DT15 (1986-04)




*new*

**MANICOTTO MARCE**      **SOUFFLET DU LEVIER DE CHANGEMENT DE VITESSE**

| REF            | OEM         |
|----------------|-------------|
| REC25222-96300 | 25222-96300 |



DF25, DF30 Y-K6 (2000-06)  
DT20, T25, DT30 (1986-02)  
DT40C-W G-X (1986-99)



*new*

**ARO TÓRICO VARILLA DE CAMBIO**      **SHIFT, O-RING**

| REF            | OEM         |
|----------------|-------------|
| REC09280-08005 | 09280-08005 |

1,8 x 7.7 mm



DF20R, DF25RVZ (2006-13)  
DF25, DF30Y-K6 (2000-06)  
DF40, DF50X-K10 (1999-10)  
DF40A, DF50A, DF60A (2010+)  
DT20, DT25, DT30G-Y (1986-00)  
DT25, DT30 K1-K2 (2001-02)  
DT40C-W G-X (1986-99)  
DT55, DT60J-Z (1988-99)  
DT75, DT85J-Y (1988-00)




*new*


**O-RING MARCE**      **JOINT TORIQUE DU LEVIER**

| REF            | OEM         |
|----------------|-------------|
| REC09280-11005 | 09280-11005 |

09280-11001      2.4 x 10.8 mm




DF40, DF50X-K10 (1999-10)  
DF40A, DF50A, DF60A (2010+)  
DF70A, DF80A, DF90A (2009+)  
DF100B (2018+)  
DT40C-W G-X (1986-99)  
DT4W K1-K4 (2001-04)  
DT55, DT65J-X (1988-99)  
DT75, DT85J-Y (1988-00)




*new*

**TUERCA VARILLA DE CAMBIO**      **TURNBUCKE CLUTCH ROD**


| REF            | OEM         |
|----------------|-------------|
| REC23311-95DL0 | 23311-95DL0 |



DF25, DF30Y-K6 (2000-06)  
DF40, DF50X-K10 (1999-10)  
DF9.9, DF15T-K3 (1996-03)  
DF9.9, DF15 (R) (2004-11)  
DT9.9, DT40



**DADO ASTA CAMBIO**      **ECROU DU LEVIER DE CHANGEMENT DE VITESSE**





**TUBO DRENAJE  
BOMBA DE AGUA****DRAIN EATER TUBE****TUBO DRENAGGIO ACQUA****TUBE DE VIDANGE DE  
LA POMPE A EAU**

| REF            | OEM                        |
|----------------|----------------------------|
| REC17453-93901 | 17453-93900<br>17453-93901 |

DT15C (1989-97)  
DT9.9, DT15 K1-K4 (2001-04)  
DT9.9K, DT15K G-Y (1986-00)  
DF15 (2012)  
DF9.9, DF15T-K3 (1996-03)  
DF9.9, DF15(R) (2004-11)



new

| REF            | OEM                                       |
|----------------|---|
| REC17431-92L20 | 17431-92L20<br>17431-94441<br>17431-94440 |

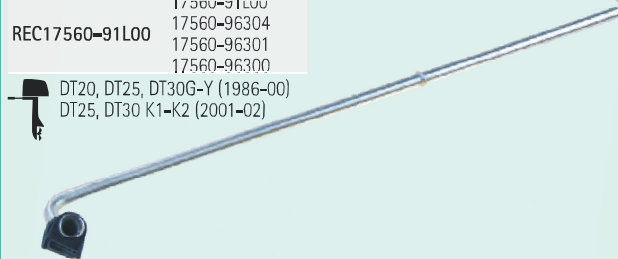
DT40C-W G-X (1986-99)  
DT40W K1-K4 (2001-04)



new

| REF            | OEM  |
|----------------|--|
| REC17560-91L00 | 17560-91L00<br>17560-96304<br>17560-96301<br>17560-96300 |


DT20, DT25, DT30G-Y (1986-00)  
DT25, DT30 K1-K2 (2001-02)



new

**TORNILLOS Y JUNTAS DE  
DRENAJE****DRAIN, SCREW AND  
GASKETS****VITI E GUARNIZIONE,  
DRENAGGIO****VIS ET JOINTS DE VIDANGE**

| REF            | OEM                     |
|----------------|-------------------------|
| REC09248-10008 | 09248-10008 10 x 7.2 mm |



new

| REF            | OEM                        |
|----------------|----------------------------|
| REC55128-93J10 | 55128-93J00<br>55128-93J10 |


DF70 --> DF300



new

| REF            | OEM         |
|----------------|-------------|
| REC09168-10034 | 09168-10034 |

DF70 --> DF350



new

| REF            | OEM         |
|----------------|-------------|
| REC59178-97J00 | 59178-97J00 |

DF2.5 --> DF30



new

**DIÁBOLO****DIABOLO****DIABOLO****DIABOLO**

| REF            | OEM   |
|----------------|---|
| REC56120-93900 | 56120-93900-OEP<br>56120-93901-OED<br>56120-93900-002M<br>56120-90L00-OEP<br>56120-90L01-OEP<br>56120-90L02-OEP |

DF9.9, DF15T-K3 (1996-03)  
DF9.9, DF15(R) (2004-12)  
DT9.9, DT15K1-K4 (1986-04)  
DT15 (1989-97)



new

| REF                | OEM             |
|--------------------|-----------------|
| REC56120-96332-OEP | 56120-96332-OEP |

DF20R, DF25, DF25RVZ (2006-11)  
DF25, DF30Y-K6 (2000-06)  
DT25, DT30K1-K2 (2001-02)



new

| REF                | OEM             |
|--------------------|-----------------|
| REC56120-94321-OEP | 56120-94321-OEP |

DF40, DF50X-K10 (1999-10)  
DF40A, DF50A, DF60A (2010-16)  
DT40W-K1-K4 (2001-04)



new

**ARO TÓRICO DEL DIÁBOLO****DIABOLO, O-RING****O-RING DIABOLO****JOINT TORIQUE DU  
DIABOLO**

| REF            | OEM                       |
|----------------|---------------------------|
| REC09280-57002 | 09280-57002 3.5 x 65.2 mm |


DF15 (2012)  
DF8A, DF9.9A (AR) (2010+)  
DF9.9, DF15T-K3 (1996-03)  
DF9.9, DF15(R) (2004-11)  
DF9.9B, DF15A, DF20A (2013+)  
DT15C (1989-97)  
DT9.9, DT15 K1-K4 (2001-04)  
DT9.9K, DT15K-G (1986-00)



new

| REF            | OEM                     |
|----------------|-------------------------|
| REC09280-75001 | 09280-75001 3.3 x 75 mm |

DF40, DF50X-K10 (1999-10)  
DF40A, DF50A, DF60A (2010+)  
DT40C-W G-X (1986-99)  
DT40W K1-K4 (2001-04)



new

## SELECTOR

## CLUTCH DOGS

## SELETTORE

## CRABOT


### SELECTOR

### CLUTCH DOGS

### SELETTORE

### CRABOT


| REF            | OEM         |
|----------------|-------------|
| 57621-94400    |             |
| 57621-94403    |             |
| REC57621-94403 | 57621-87J03 |
|                | 57621-87J00 |
|                | 57621-87J01 |
|                | 57621-87J02 |



**new**

DT40C-W G-X (1986-99)  
DT40W K1-K4 (2001-04)  
DF40, DF50X-K10 (1999-10)  
DF40A, DF50A, DF60A (2010+)

| REF            | OEM         |
|----------------|-------------|
| 57621-91L10    |             |
| REC57621-91L10 | 57621-96300 |
|                | 57621-96310 |



**new**

DT20, DT25, DT30G-Y (1986-00)  
DT25, DT30K1-K2 (2001-02)  
DT25C, DT30C K-Y (1989-00)  
DF25A, DF30A (2015)


### MUELLE PARA SELECTOR

### SPRING CLUTCH

### MOLLA SELETTORE

### RESSORT DE SELECTEUR


| REF            | OEM         |
|----------------|-------------|
| REC09440-32008 | 09440-32008 |



**new**

DF9.9, DF15TK3 (1996-03)  
DF9.9, DF15(R) (2004-11)  
DF15 (2012)  
DT15C (1989-97)  
DT9.9, DT15 K1-K4 (2001-04)  
DT9.9K, DT15K G-Y (1986-00)

| REF            | OEM         |
|----------------|-------------|
| REC09440-08043 | 09440-08043 |



**new**

DF40, DF50X-K10 (1999-10)  
DF40A, DF50A, DF60A (2010+)


| REF            | OEM            |
|----------------|----------------|
| REC09440-40002 | 09440-40002    |
|                | REC57621-94403 |



**new**

DF40, DF50X-K10 (1999-10)  
DF40A, DF50A, DF60A (2010+)  
DT40C-W G-X (1986-99)  
DT40W K1-K4 (2001-04)  
DT55, DT60J-X (1988-99)

| REF            | OEM         |
|----------------|-------------|
| REC09440-05027 | 09440-05027 |



**new**

DF9.9, DF15T-K3 (1996-03)  
DF9.9, DF15(R) (2004-11)  
DT15C (1989-97)  
DT8, DT9.9C J-V (1988-97)  
DT9.9, DT15 K1-K4 (2001-04)  
DT9.9, DT15K G-Y (1986-00)


### PIN

### PIN

### SPINOTTO

### PIN

| REF            | OEM         |
|----------------|-------------|
| REC57632-97L00 | 57632-97L00 |
|                | 57632-98500 |
|                | 57632-98501 |



**new**

DF15 (2012)  
DF4, DF5, DF6 (2002-15)  
DF8A, DF9.9A (AR) (2010+)  
DF9.9, DF15T-K3 (1996-03)  
DF9.9, DF15(R) (2004-11)  
DT15C (1989-97)  
DT4-J4, DT5Y (1988-00)  
DT5, DT6, DT8G-Y (1986-00)  
DF9.9B, DF15A, DF20A (2013+)

| REF            | OEM         |
|----------------|-------------|
| REC09202-05022 | 09202-05022 |



**new**

DF40, DF50X-K10 (1999-10)  
DF40A, DF50A, DF60A (2010+)  
DT40C-W G-X (1986-99)  
DT40W K1-K4 (2001-04)


### PASADOR PARA SELECTOR

### CLUTCH PIN

### PIN SELETTORE

### PIVOT


| REF            | OEM         |
|----------------|-------------|
| REC57634-88L00 | 57634-88L00 |



**new**

DF40, DF50X-K10 (1999-10)  
DF40A, DF50A, DF60A (2010+)

| REF            | OEM         |
|----------------|-------------|
| REC09209-08016 | 09209-08016 |




**new**


DF20R, DF25, DF25RVZ (2006-13)  
DF25, DF30Y-K6 (2000-06)  
DF25A, DF30A (2015+)  
DT20, DT25, DT30G-Y (1986-00)  
DT25, DT30 K1-K2 (2001-02)  
DT25C, DT30C K-Y (1989-00)

**VARILLA PARA SELECTOR**   **ROD PUSH**   **ASTA PRESSIONE**   **TIGE DE POUSSEE**


| REF            | OEM         |
|----------------|-------------|
| REC57631-93901 | 57631-93901 |




**new**

 DF15 82012)  
 DF8A, DF9.9A 8AR) (2010+)  
 DF9.9, DF15(R) (2004-11)  
 DF9.9B, DF15A, DF20A (2013+)  
 DT15C (1989-97)  
 DT9.9, DT15 K1-K4 (2001-04)  
 DT9.9K, DT15K G-Y (1986-00)


| REF            | OEM         |
|----------------|-------------|
| REC57631-95303 | 57631-95303 |
|                | 57631-94700 |
|                | 57631-95302 |
|                | 57631-95301 |




**new**

 DF40, DF50X-K10 (1999-10)  
 DF40A, DF50A, DF60A (2010+)  
 DT40C-W G-X (1986-99)  
 DT40W K1-K4 (2001-04)  
 DT55, DT65J-X (1988-99)

| REF            | OEM         |
|----------------|-------------|
| REC57631-96301 | 57631-96301 |



**new**

 DF25, DF30Y-K6 (2000-06)  
 DT20, DT25, DT30G-Y (1986-00)  
 DT25, D30 K1-K2 (2001-02)  
 DT25C, DT30C K-Y (1989-00)

**EXTREMO PARA SELECTOR**   **ARM, CLUTCH**   **HEBEL**   **EMBOUT DE SELECTEUR**

| REF            | OEM |
|----------------|-----|
| REC23211-94401 |     |



 DT25C, DT30C-K-Y (1989-00)  
 DT40C-W G-X (1986-99)  
 DT40W-K1K4 (2001-04)

**RODAMIENTOS**   **BEARING**   **CUSCINETTO**   **ROULEMENT**

**BOMBA DE ACEITE**   **OIL PUMP**   **POMPA OLIO**   **DE POMPE À HUILE**

| REF            | OEM         |
|----------------|-------------|
| REC08110-60020 | 08110-60020 |




**new**

 DF150 --> DF350

**BOMBA DE AGUA**   **WATER PUMP**   **POMPA ACQUA**   **ROULEMENT DE POMPE À EAU**

| REF            | OEM         |
|----------------|-------------|
| REC09263-25062 | 09263-25062 |



**new**

 DF40, DF40X-K10 (1999-10)  
 DT40C-W G-X (1986-99)  
 DT40W K1-K4 (2001-04)

| REF            | OEM         |
|----------------|-------------|
| REC09263-25025 | 09263-25025 |
|                | 09263-25048 |
|                | 09263-25L02 |



**new**

| CIRCLIP,<br>BOMBA DE AGUA  | CLIP        | CLIP | CLIPS          |             |   |   |   |
|--|-------------|------|----------------|-------------|---|---|---|
| <table border="1"> <thead> <tr> <th>REF</th> <th>OEM</th> </tr> </thead> <tbody> <tr> <td>REC09380-15001</td> <td>09380-15001</td> </tr> </tbody> </table> <p>DF8A, DF9.9A (AR) (2010+)<br/>DF9.9B, DF15A, DF20A (2015+)<br/>DT9.9, DT15 (1989-04)</p> | REF         | OEM  | REC09380-15001 | 09380-15001 |  |  |  |
| REF  | OEM         |      |                |             |   |   |   |
| REC09380-15001   | 09380-15001 |      |                |             |   |   |   |

| EJE TRANSMISIÓN<br>SUPERIOR   | UPPER,<br>DRIVE SHAFT | ALBERO DI TRASMISSIONE<br>SUPERIORE | SUPERIEUR D'ARBRE DE<br>TRANSMISSION |             |   |   |     |     |                |             |   |
|---|-----------------------|-------------------------------------|--------------------------------------|-------------|---|---|-----|-----|----------------|-------------|---|
| <table border="1"> <thead> <tr> <th>REF</th> <th>OEM</th> </tr> </thead> <tbody> <tr> <td>REC08110-60020</td> <td>08110-60020</td> </tr> </tbody> </table> <p>DF8 --&gt; DF20<br/>DT9.9, DT15</p> | REF                   | OEM                                 | REC08110-60020                       | 08110-60020 |  | <table border="1"> <thead> <tr> <th>REF</th> <th>OEM</th> </tr> </thead> <tbody> <tr> <td>REC09265-17002</td> <td>09265-17002</td> </tr> </tbody> </table> <p>DT20R, DF25, DF25V2 (2006-13)<br/>DF25, DF30Y-K6 (2000-06)<br/>DF25A, DF30A (2015+)<br/>DT20, DT25, DF30G-Y (1986-00)<br/>DT25, DT30 K1-K2 (2001-02)<br/>DT25C, DT30C K-Y (1989-00)</p> | REF | OEM | REC09265-17002 | 09265-17002 |  |
| REF   | OEM                   |                                     |                                      |             |   |   |     |     |                |             |   |
| REC08110-60020  | 08110-60020           |                                     |                                      |             |   |   |     |     |                |             |   |
| REF   | OEM                   |                                     |                                      |             |   |   |     |     |                |             |   |
| REC09265-17002  | 09265-17002           |                                     |                                      |             |   |   |     |     |                |             |   |

| EJE TRANSMISIÓN<br>INFERIOR   | LOWER,<br>DRIVE SHAFT      | ALBERO DI TRASMISSIONE<br>INFERIORE | INFERIEUR D'ARBRE DE<br>TRANSMISSION |                            |  |   |     |     |                |             |  |
|---|----------------------------|-------------------------------------|--------------------------------------|----------------------------|--|---|-----|-----|----------------|-------------|--|
| <table border="1"> <thead> <tr> <th>REF</th> <th>OEM</th> </tr> </thead> <tbody> <tr> <td>REC09263-22L03</td> <td>09263-22L03<br/>09263-22039</td> </tr> </tbody> </table> <p>DF40A, DF50A, DF60A (2010-19)<br/>DF40, DF50X-K10 (1999-10)<br/>DT40C-W G-X (1986-99)<br/>DT40W K1-K4 (2001-04)</p> | REF                        | OEM                                 | REC09263-22L03                       | 09263-22L03<br>09263-22039 |  | <table border="1"> <thead> <tr> <th>REF</th> <th>OEM</th> </tr> </thead> <tbody> <tr> <td>REC09263-20046</td> <td>09263-20046</td> </tr> </tbody> </table> <p>DF20R, DF25, RVZ (2006-13)<br/>DF25 (R) QVZ (2013)<br/>DF255, DF30Y K-6 (200-06)<br/>DF25A, DF30A (2015+)<br/>DT20, DT25, DT30G-Y (1986-00)<br/>DT25, DT30 K1-K2 (2001-02)<br/>DT25C, DT30C-Y (1989-00)</p> | REF | OEM | REC09263-20046 | 09263-20046 |  |
| REF   | OEM                        |                                     |                                      |                            |  |   |     |     |                |             |  |
| REC09263-22L03  | 09263-22L03<br>09263-22039 |                                     |                                      |                            |  |   |     |     |                |             |  |
| REF   | OEM                        |                                     |                                      |                            |  |   |     |     |                |             |  |
| REC09263-20046  | 09263-20046                |                                     |                                      |                            |  |   |     |     |                |             |  |

| REF            | OEM         |
|----------------|-------------|
| REC09263-15019 | 09263-15019 |

DF15 (2012) 01503F  
DF9.9, DF15T-K3 (1996-03)  
DF9.9, DF15(R) (2004-11)  
DT15C (1989-1997)  
DT5, DT6, DT8 G-Y (1986-00)  
DT6, DT8 Y-K2 (2000-02)  
DT9.9, DT15 K1-K4 (2001-04)  
DT9.9K, DT15K G-Y (1986-00)



| DIÁBOLO   | DIABOLO     | DIABOLO | DE DIABOLO     |             |   |   |     |     |                |             |   |   |
|---|-------------|---------|----------------|-------------|---|---|-----|-----|----------------|-------------|---|---|
| <table border="1"> <thead> <tr> <th>REF</th> <th>OEM</th> </tr> </thead> <tbody> <tr> <td>REC08110-60050</td> <td>08110-60050</td> </tr> </tbody> </table> <p>DF8A, DF9A (2012+)<br/>DF9.9, DF15 (1996-2012)<br/>DF9.9B, DF15A, DF20A (2015+)<br/>DT9.9, DT15 (1986-04)</p> | REF         | OEM     | REC08110-60050 | 08110-60050 |  | <table border="1"> <thead> <tr> <th>REF</th> <th>OEM</th> </tr> </thead> <tbody> <tr> <td>REC08113-60060</td> <td>08113-60060</td> </tr> </tbody> </table> <p>DF25A, DF30A (2015+)<br/>DF20R, DF25RVZ (2006-11)<br/>DF25, DF30Y-K6 (2000-06)<br/>DT20, DT25, DT30 (1986-02)</p> | REF | OEM | REC08113-60060 | 08113-60060 |  |  |
| REF   | OEM         |         |                |             |   |   |     |     |                |             |   |   |
| REC08110-60050  | 08110-60050 |         |                |             |   |   |     |     |                |             |   |   |
| REF   | OEM         |         |                |             |   |   |     |     |                |             |   |   |
| REC08113-60060  | 08113-60060 |         |                |             |   |   |     |     |                |             |   |   |

| REF            | OEM         |
|----------------|-------------|
| REC09263-20047 | 09263-20047 |

DF25A, DF30A (2015+)  
DF25, DF30Y-K6 (2000-06)  
DF25, DF25R, DF25QVZ (2013)  
DF20R, DF25, DF25RVZ (2006-11)  
DT20, DT25, DT30G-Y (1986-00)  
DT25, DT30 K1-K2 (2001-02)  
DT25C, DT30C K-Y (1989-00)



| REF            | OEM         |
|----------------|-------------|
| REC09263-22020 | 09263-22020 |

DF40A, DF50A, DF60A (2010+)  
DF40, DF50X-K10 (1999-10)  
DT40C-W G-X (1986-99)  
DT40W K1-K4 (2001-04)  
DT55, DT65 J-X (1988-99)





**PIÑÓN DE ATAQUE**

**INITIATIVE GEAR**

**PIGNONE ATTACCO**

**PIGNON D'ATTAQUE**

| REF            | OEM                        |
|----------------|----------------------------|
| REC09263-20L04 | 09263-20L04<br>09263-20024 |

 DF8A /AR, DF9.9A/AR (2013-16)  
DF9.9B, DF15A, DF20A (2013-16)



| REF            | OEM         |
|----------------|-------------|
| REC57311-99J10 | 57311-99J10 |

 DF8A, DF9.9A (AR) (2012+)  
DF9.9B, DF15A, DF20A (2013+)



| REF            | OEM                        |
|----------------|----------------------------|
| REC57311-98600 | 57311-98601<br>57311-98600 |

 DF4, DF5, DF6 (2002-11)  
DT4-J4, DT5Y (1988-00)  
DT4 K1 (2001)  
DT5Y (1998-02)





| REF            | OEM                        |
|----------------|----------------------------|
| REC57311-94402 | 57311-94401<br>57311-94402 |

 DT40 (1986-04)



| REF            | OEM  |
|----------------|--|
| REC57311-96311 | 57311-96310<br>57311-96311<br>57311-96320<br>57311-91L00 |

 DT20, DT25, DT30 (1986-06)  
DF20, DF25 (RVZ) (2006-13)



| REF            | OEM         |
|----------------|-------------|
| REC57311-93901 | 57311-93901 |

 DT415C (1989-97)



| REF            | OEM                        |
|----------------|----------------------------|
| REC57311-93910 | 57311-93910<br>57311-90L00 |

 DT9.9, DT15 (2001-04)  
DF9.9, DF15 (1996-04)



**PIÑÓN MARCHA AVANTE**

**POSITIVE GEAR**

**PIGNONE MARCIA AVANTI**


**PIGNON DE MARCHÉ AVANT**


| REF            | OEM  |
|----------------|--|
| REC57510-91J00 | 57510-91J00<br>57510-98600<br>57510-98610<br>57510-98611 |

 DT4/J4, DT5Y (1988-00)  
DT4 K1 (2001)  
DT5Y (1998-02)  
DF4, DF5, DF6 (2002+)



| REF            | OEM                        |
|----------------|----------------------------|
| REC57510-89J00 | 57510-89J00<br>57510-91L00 |

 DT25, DT30 (2001-02)  
DF25, DF30 (2000-06)  
DF20R, DF25 (R) (VZ) (2006-13)



| REF            | OEM         |
|----------------|-------------|
| REC57510-93902 | 57510-93902 |

 DT15C (1989-97)



| REF            | OEM                        |
|----------------|----------------------------|
| REC57510-93910 | 57510-93910<br>57510-90L00 |

 DT9.9, DT15 (2001-04)  
DF9.9, DF15 (1996-11)



| REF            | OEM                                       |
|----------------|---|
| REC57510-94402 | 57510-94402<br>57510-94401<br>57510-94400 |

 DT40 (1986-04)



## PIÑÓN MARCHA ATRÁS

## REVERSE GEAR

| REF            | OEM |
|----------------|-----|
| REC57521-91J00 |     |

DF4, DF5, DF6 (2002-15)  
DT4/J4, DT5Y (1988-00)  
DT4K1 (2001)  
DT5Y (1998-02)



new

| REF            | OEM                        |
|----------------|----------------------------|
| REC57521-93902 | 57521-93902<br>57310-93850 |

DT15C (1989-97)



new

| REF            | OEM                        |
|----------------|----------------------------|
| REC57521-94400 | 57521-94400<br>57310-94401 |

DT40 (1986-04)



new

PIGNONE MARCIA  
INDIETROPIGNON DE MARCHÉ  
ARRIERE

| REF            | OEM         |
|----------------|-------------|
| REC57521-89J00 | 57521-89J00 |

DF25, DF30 82000-06)  
DF20R, DF25 (R,O) (VZ) (2006-13)



new

| REF            | OEM                        |
|----------------|----------------------------|
| REC57521-93910 | 57521-93910<br>57521-90L00 |

DF9.9, DF15 (1996-11)  
DT9.9, DT15 (2001-04)



new

| REF            | OEM                        |
|----------------|----------------------------|
| REC57521-96312 | 57521-96312<br>57521-96311 |

DT20, DT25, DT30 (1986-02)



new

## ARANDELA / GRUESOS

## WASHER / SHIM

## RONDELLA / SPESSORE

## RONDELLE / CALE

| REF            | OEM         |                    |
|----------------|-------------|--------------------|
| REC09160-26015 | 09160-26015 | 26.2 x 42 x 4.0 mm |

DF40, DF50X-K10 (1999-10)  
DT40C-W G-X (1986-99)  
DT40W K1-K4 (2001-04)



| REF            | OEM         |
|----------------|-------------|
| REC09160-20027 | 09160-20027 |

DF9.9 (2004-10)  
DT15, DF15 (1983-15)  
DF20 (2011-15)  
DF8A/AR, DF9.9A/AR (2010+)  
DF9.9B, DF15A, DF20A (2013+)



| REF            | OEM         |        |
|----------------|-------------|--------|
| REC09160-20041 | 09160-20041 | T: 1.0 |

DT9.9 (1983-87)  
DT15 (1983-97)



| REF            | OEM         |                   |
|----------------|-------------|-------------------|
| REC09160-21009 | 09160-21009 | 21 x 35 x 2.75 mm |

DF8A, DF8AR, DF9.9A, DF9.9AR (2010+)  
DF9.9, DF15T-K3 (1996-03)  
DF15 (2012)  
DF9.9, DF15(R) (2004-11)  
DF9.9B, DF15A, DF20A (2013)  
DT9.9K, DT15G-Y (1986-00)  
DT15C (1989-97)  
DT9.9, DT15K1-K4 (2001-04)



| REF            | OEM         |       |
|----------------|-------------|-------|
| REC09160-20042 | 09160-20042 | T:1.1 |
| REC09160-20043 | 09160-20043 | T:1.2 |
| REC09160-20044 | 09160-20044 | T:0.7 |

DF8A, DF8AR, DF9.9A, DF9.9AR (2010+)  
DF9.9, DF15T-K3 (1996-03)  
DF15 (2012)  
DF9.9, DF15(R) (2004-11)  
DF9.9B, DF15A, DF20A (2013)  
DT9.9K, DT15G-Y (1986-00)  
DT15C (1989-97)  
DT9.9, DT15K1-K4 (2001-04)



# SISTEMA DE PROPULSIÓN PROPULSION SYSTEM

# SISTEMA DI PROPULSIONE SYSTEME DE PROPULSION

| HÉLICES ALUMINIO E INOXIDABLE DE 3 Y 4 PALAS   | 3 & 4 BLADE ALUMINIUM & SS PROPELLERS  | ELICHE ALLUMINIO E INOX DA 3 E 4 PALE   | HELICE ALUMINIUM ET INOX 3 ET 4 PALES  |
|--|--|---|--|
| CÓDIGO DE REFERENCIAS  | PART NO. CODING SYSTEM   | SISTEMA DI CODICE   | CODAGE DES REFERENCES  |
|  |  |   |  |
| 1. Mercury, Mariner<br>2. Johnson, Evinrude<br>3. Yamaha<br>4. Suzuki<br>5. Tohatsu<br>6.<br>7.<br>8. Volvo Penta<br>9. Rubex System | 0.5, 6, 8 and 9.8 HP Group<br>1. A Group<br>2. B Group<br>3. C Group<br>4. D Group<br>5. E Group<br>6. F Group<br>7. VP (Std. Hub)<br>8. VP (Long Hub) | 1. AL<br>2. Saturn (INOX   Stainless Steel)<br>3. New Saturn (INOX   Stainless Steel)<br>4. Titan (INOX   Stainless Steel)<br>5. HR Titan (INOX   Stainless Steel)<br>6. Scorpion (INOX   Stainless Steel)<br>7. Lexor (INOX   Stainless Steel) | 1. 3R Rubber Hub<br>2. 3L Rubber Hub<br>3. 4R Rubber Hub<br>4. 4L Rubber Hub |



## AMITA 3



Hélice de aluminio con núcleo de goma de gran resistencia.

Aluminum propeller with heavy duty rubber hub.

Eliche di alluminio con mozzi in gomma ad alta resistenza.

Hélice en aluminium avec moyeu en caoutchouc



## AMITA 4



Hélices de aluminio con núcleo de goma de gran resistencia. Van muy suaves a poca velocidad y hace el barco muy manejable con la mar picada.

Aluminum propeller with heavy duty rubber hub. Smoother low speed makes the offshore boating activity much easier.

Eliche di alluminio con mozzo in gomma ad alta resistenza. Molto morbido a bassa velocità e rende la barca molto maneggevole con mare cattivo.

Hélice en aluminium avec moyeu en caoutchouc. Permet d'aller doucement à basse vitesse et rende le bateau très maniable lorsque la mer est agitée



## LEXOR



Hélices de acero inoxidable. Gran diámetro del área de las palas para barcos pesados. Gran rendimiento en alta velocidad sin sacrificar las velocidades medias. Excelente ahorro de combustible.

Stainless steel propeller. Large diameter and blade area for big boat loads. Great high speed performance without sacrificing mid-range speeds. Excellent fuel economy.

Eliche di acciaio inox. Grande diametro delle pale per imbarcazioni pesanti. Grandi prestazioni ad alta velocità senza sacrificare velocità medie. Eccellente risparmio di carburante.

Hélice inox, grand diamètre pour bateaux lourds. Excellentes performances à grande vitesse sans sacrifier les vitesses moyennes. Excellente économie de carburant.



## NEW SATURN



Hélices de acero inoxidable. Ofrece buena aceleración y rendimiento. Tamaño más pequeño que ofrece un diámetro extragrande.

Stainless steel propeller. Offers good acceleration & all-round performance. Smaller pitch sizes offered in extra large diameter with increased blade area.

Eliche di acciaio inox. Buona accelerazione. Piccole dimensioni che offre un più grande diametro.

Hélice inox, offrant de bonnes accélérations et performances. Taille de pas réduite pour les modèles de grands diamètres avec une surface de pale plus importante.



## HR TITAN 3 PROP



Hélice de acero inoxidable. Alto rendimiento para cascos de alta velocidad. La inclinación de la hoja proporciona un excelente elevación de proa y aceleración. El diseño de copa grande aumenta la mordida y reduce el deslizamiento.

Stainless steel propeller. Performance prop for high speed planning hulls. High rake blade design provides excellent bow lift and acceleration. Heavy cup design increases bite and reduces slip.

Eliche in acciaio inox. Alte prestazioni per scafi ad alta velocità. Il passo della pala fornisce un'eccellente spinta e accelerazione. Il disegno aumenta le prestazioni.

Hélice en acier inoxydable. Hélice de performance pour les coques de planification à grande vitesse. La conception de la lame à haut râteau offre une excellente portance et accélération de l'arc. La conception lourde de la tasse augmente la morsure et réduit le glissement.







|  | 2T<br>STROKES | 4T<br>STROKES | R.O.<br>OEM     | A B D P R       |                   |                        |                        |       | AL      |                | INOX<br>STAINLESS STEEL |                |                |                |
|--|---------------|---------------|-----------------|-----------------|-------------------|------------------------|------------------------|-------|---------|----------------|-------------------------|----------------|----------------|----------------|
|  |               |               |                 |                 |                   |                        |                        |       | AMITA 3 | AMITA 4        | NEW SATURN              | LEXOR          | HR TITAN 3     |                |
| DT150<br>DT175<br>DT200<br>DT225                   |               |               | 58200-87D61-019 |                 |                   | 14 <sup>1/2</sup>      | 16                     | R     |         | SOL4513-148-15 |                         |                | SOL4551-148-16 |                |
|  |               |               | 58200-87D62-019 |                 |                   | 14 <sup>1/2</sup>      | 16                     | L     |         |                |                         |                | SOL4552-148-16 |                |
|  |               |               | 58200-87D01-019 |                 |                   | 14 <sup>1/2</sup>      | 18                     | R     |         | SOL4513-145-17 |                         |                | SOL4551-148-18 |                |
|  |               |               | 58200-87D02-019 |                 |                   | 14 <sup>1/2</sup>      | 18                     | L     |         |                |                         |                | SOL4552-148-18 |                |
|  |               |               | 58200-87D11-019 | 15              | 3                 | 14 <sup>1/2</sup>      | 20                     | R     |         | SOL4513-143-19 |                         |                | SOL4551-148-20 |                |
|  |               |               | 58200-87D12-019 |                 |                   | 14 <sup>1/2</sup>      | 20                     | L     |         |                |                         |                | SOL4552-148-20 |                |
|  |               |               | 58200-87D21-019 |                 |                   | 14 <sup>1/2</sup>      | 22                     | R     |         | SOL4513-140-21 |                         |                | SOL4551-143-22 |                |
|  |               |               | 58200-87D22-019 |                 |                   | 14 <sup>1/2</sup>      | 22                     | L     |         |                |                         |                | SOL4552-143-22 |                |
|  | Thru-hub      |               |                 | 99105-00200-16P |                   |                        | 15-14 <sup>1/4</sup>   | 15-16 | R       |                | SOL4511-150-15          |                |                | SOL4551-148-16 |
|  |               |               |                 | 99105-0020L-16P |                   |                        | 15-14 <sup>1/4</sup>   | 15-16 | L       |                | SOL4512-150-15          |                |                | SOL4552-148-16 |
|  |               |               |                 | 99105-00200-18P |                   |                        | 14.8-14 <sup>1/4</sup> | 18    | R       |                | SOL4511-148-17          |                |                | SOL4551-148-18 |
|  |               |               |                 | 99105-0020L-18P |                   |                        | 14.8-14 <sup>1/4</sup> | 18    | L       |                | SOL4512-148-17          |                |                | SOL4552-148-18 |
|  |               |               |                 | 99105-00200-20P |                   |                        | 14.5-14 <sup>1/4</sup> | 20    | R       |                | SOL4511-145-19          |                |                | SOL4551-148-20 |
|  |               |               |                 | 99105-0020L-20P | 15                | 3                      | 14.5-1 <sup>1/4</sup>  | 20    | L       |                | SOL4512-145-19          |                |                | SOL4552-148-20 |
|  |               |               | 99105-00200-22P |                 |                   | 14.3-14 <sup>1/4</sup> | 22                     | R     |         | SOL4511-143-21 |                         |                | SOL4551-143-22 |                |
|  |               |               | 99105-0020L-22P |                 |                   | 14.3-14 <sup>1/4</sup> | 22                     | L     |         | SOL4512-143-21 |                         |                | SOL4552-143-22 |                |
|  |               |               | 99105-00200-24P |                 |                   | 14.2-14 <sup>1/4</sup> | 23-24                  | R     |         | SOL4511-142-23 |                         |                | SOL4551-140-24 |                |
|  |               |               | 99105-0020L-24P |                 |                   | 14.2-14 <sup>1/4</sup> | 23-24                  | L     |         | SOL4512-142-23 |                         |                | SOL4552-140-24 |                |
| DF150<br>DF175<br>DF200<br>DF225<br>DF250<br>DF300 |               |               |                 | 99105-00200-16P |                   |                        | 15.8                   | 15    | R       |                | SOL4511-150-15          |                |                |                |
|  |               |               |                 |                 |                   |                        | 15.8                   | 15    | L       |                | SOL4512-158-15          |                |                |                |
|  |               |               |                 | 99105-00200-18P |                   |                        | 15.5                   | 17    | R       |                | SOL4511-155-17          |                |                |                |
|  |               |               |                 |                 |                   |                        | 15.5                   | 17    | L       |                | SOL4512-155-17          |                |                |                |
|  |               |               |                 |                 |                   | 15 <sup>3/8</sup>      | 18                     | R     |         |                |                         |                | SOL4571-154-18 |                |
|  |               |               |                 |                 |                   | 15 <sup>3/8</sup>      | 18                     | L     |         |                |                         |                | SOL4572-154-18 |                |
|  |               |               | 99105-00200-20P |                 |                   | 15.3                   | 19                     | R     |         | SOL4511-153-19 |                         |                |                |                |
|  |               |               |                 | 15              | 3                 | 15.3                   | 19                     | L     |         | SOL4512-153-19 |                         |                |                |                |
|  |               |               |                 |                 |                   | 15 <sup>1/8</sup>      | 20                     | R     |         |                |                         |                | SOL4571-151-20 |                |
|  |               |               |                 |                 |                   | 15 <sup>1/8</sup>      | 20                     | L     |         |                |                         |                | SOL4572-151-20 |                |
|  |               |               | 99105-00200-22P |                 |                   | 15.3                   | 21                     | R     |         | SOL4511-153-21 |                         |                |                |                |
|  |               |               |                 |                 |                   | 15.3                   | 21                     | L     |         | SOL4512-153-21 |                         |                |                |                |
|  |               |               |                 |                 |                   | 14 <sup>7/8</sup>      | 22                     | R     |         |                |                         |                | SOL4571-149-22 |                |
|  |               |               |                 |                 |                   | 14 <sup>7/8</sup>      | 22                     | L     |         |                |                         |                | SOL4572-149-22 |                |
|  |               |               |                 |                 | 14 <sup>3/4</sup> | 23                     | R                      |       |         |                |                         | SOL4571-148-23 |                |                |
|  |               |               |                 |                 | 14 <sup>3/4</sup> | 23                     | L                      |       |         |                |                         | SOL4572-148-23 |                |                |

**NÚCLEO INTERCAMBIABLE INTERCHANGEABLE HUB MOZZO INTERCAMBIABILE MOYEU INTERCHANGEABLE**

|                              | 2T<br>STROKES | 4T<br>STROKES | A  | REF        |   |
|------------------------------|---------------|---------------|----|------------|---|
| DT50, DT50M (1983-84)        |               |               |    |            |   |
| DT55 (1985-97)               |               |               | 13 | SOLRBX-115 | C |
| DT60 (1983-84)               |               |               |    |            |   |
| DT65 (1985-97)               |               |               |    |            |   |
| DF70A, DF80A, DF90A (2009+)  | ✓             |               | 15 | SOLRBX-150 | D |
| DF90, DF115 (2001+)          | ✓             |               | 15 | SOLRBX-125 | D |
| DF140 (2001+)                | ✓             |               | 15 | SOLRBX-126 | D |
| 75-140 HP DF60, DF70 (1979+) |               |               | 13 | SOLRBX-110 | D |
| DT150-225 HP (1986+)         | ✓             |               | 15 | SOLRBX-104 | E |
| DF150-300 HP                 | ✓             | ✓             |    |            |   |



**RUBEX**

HÉLICES PARA NÚCLEO INTERCAMBIABLE

PROPELLERS FOR INTERCHANGEABLE HUB

ELICHE PER MOZZO INTERCAMBIABILE

HELICES AVEC MOYEU INTERCHANGEABLE

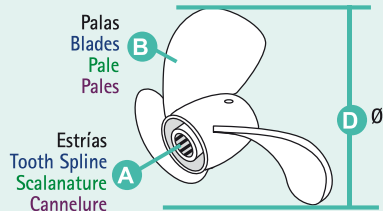
|                        | B | D     | P  | R | AL             |
|------------------------|---|-------|----|---|----------------|
| <b>C</b><br>30-75 HP   | 3 | 12.1  | 9  | R | SOL9311-121-09 |
|                        |   | 12    | 10 | R | SOL9311-120-10 |
|                        |   | 11.6  | 11 | R | SOL9311-116-11 |
|                        |   | 11.4  | 12 | R | SOL9311-114-12 |
|                        |   | 11.1  | 13 | R | SOL9311-111-13 |
|                        |   | 11.1  | 14 | R | SOL9311-111-14 |
|                        |   | 11    | 15 | R | SOL9311-110-15 |
| <b>D</b><br>40-140 HP  | 3 | 14    | 9  | R | SOL9411-140-09 |
|                        |   | 14    | 11 | R | SOL9411-140-11 |
|                        |   | 13.75 | 13 | R | SOL9411-138-13 |
|                        |   | 13.50 | 15 | R | SOL9411-135-15 |
|                        |   | 13.25 | 17 | R | SOL9411-133-17 |
|                        |   | 13.2  | 19 | R | SOL9411-132-19 |
|                        |   | 13.2  | 21 | R | SOL9411-132-21 |
| <b>E</b><br>135-350 HP | 3 | 15.5  | 11 | R | SOL9511-155-11 |
|                        |   | 15.3  | 13 | R | SOL9511-153-13 |
|                        |   | 16    | 13 | R | SOL9511-160-13 |
|                        |   | 15    | 15 | R | SOL9511-150-15 |
|                        |   | 15    | 15 | L | SOL9511-150-15 |
|                        |   | 14.8  | 17 | R | SOL9511-148-17 |
|                        |   | 14.8  | 17 | L | SOL9511-148-17 |
|                        |   | 14.5  | 19 | R | SOL9511-145-19 |
|                        |   | 14.5  | 19 | L | SOL9511-145-19 |
|                        |   | 14.3  | 21 | R | SOL9511-143-21 |
|                        |   | 14.3  | 21 | L | SOL9511-143-21 |

|                       | B  | D                      | P              | R      | INOX<br>STAINLESS STEEL |
|-----------------------|----|------------------------|----------------|--------|-------------------------|
| <b>C</b><br>30-75 HP  | 3  | 11 5/8                 | 11             | R      | SOL9331-116-11          |
|                       |    | 11 3/8                 | 12             | R      | SOL9331-114-12          |
|                       |    | 11 1/8                 | 13             | R      | SOL9331-111-13          |
|                       |    | 11 1/8                 | 14             | R      | SOL9331-111-14          |
|                       |    | 11                     | 15             | R      | SOL9331-110-15          |
|                       |    | 13 3/4                 | 13             | R      | SOL9431-138-13          |
|                       |    | 13 3/4                 | 13             | L      | SOL9432-138-13          |
| <b>D</b><br>40-140 HP | 3  | 13 1/2                 | 15             | R      | SOL9431-135-15          |
|                       |    | 13 1/2                 | 15             | L      | SOL9432-135-15          |
|                       |    | 13 1/4                 | 17             | R      | SOL9431-133-17          |
|                       |    | 13 1/4                 | 17             | L      | SOL9432-133-17          |
|                       |    | 13                     | 19             | R      | SOL9431-130-19          |
|                       |    | 13                     | 19             | L      | SOL9432-130-19          |
|                       |    | 13                     | 21             | R      | SOL9431-130-21          |
| <b>E</b><br>90-140 HP | 3  | 14 1/2                 | 15             | R      | SOL9531-145-15          |
|                       |    | 14 1/2                 | 15             | L      | SOL9532-145-15          |
|                       |    | 14 1/4                 | 17             | R      | SOL9531-143-17          |
|                       |    | 14 1/4                 | 17             | L      | SOL9532-143-17          |
|                       |    | 14                     | 19             | R      | SOL9531-140-19          |
|                       |    | 14                     | 19             | L      | SOL9532-140-19          |
|                       |    | 14                     | 21             | R      | SOL9531-140-21          |
|                       |    | 14                     | 21             | L      | SOL9532-140-21          |
|                       |    | 14                     | 23             | R      | SOL9531-140-23          |
|                       |    | 14                     | 23             | L      | SOL9532-140-23          |
|                       |    | <b>E</b><br>135-350 HP | 3              | 15 3/4 | 15                      |
| 15 3/4                | 15 |                        |                | L      | SOL9572-158-15          |
| 15 1/2                | 17 |                        |                | R      | SOL9571-155-17          |
| 15 1/2                | 17 |                        |                | L      | SOL9572-155-17          |
| 15 1/4                | 19 |                        |                | R      | SOL9571-153-19          |
| 15 1/4                | 19 |                        |                | L      | SOL9572-153-19          |
| 15                    | 21 |                        |                | R      | SOL9571-150-21          |
| 15                    | 21 |                        |                | L      | SOL9572-150-21          |
| 14 3/4                | 23 |                        |                | R      | SOL9571-148-23          |
| 14 3/4                | 23 |                        |                | L      | SOL9572-148-23          |
| 14 1/2                | 25 |                        |                | R      | SOL9571-145-25          |
| 14 1/2                | 25 | L                      | SOL9572-145-25 |        |                         |

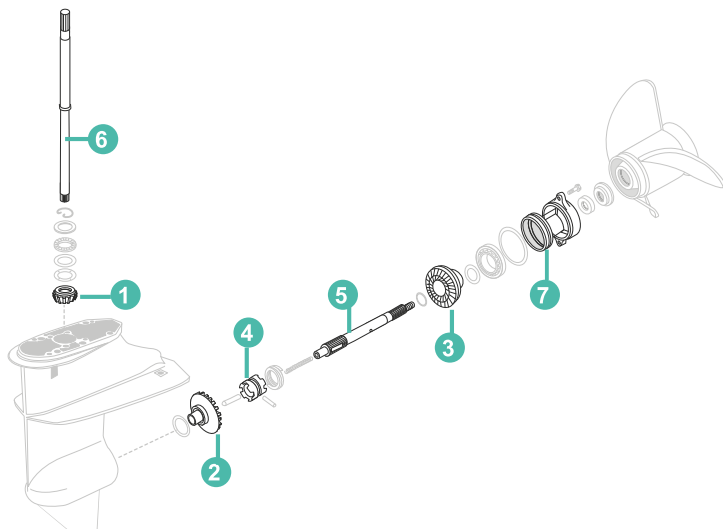
**RUBEX**



Núcleo intercambiable (no incluido).  
Interchangeable hub (not included).  
Mozzo intercambiable (non incluso).  
Moyeu interchangeable (non inclus)



- P** Paso  
Pitch  
Passo  
Pas
- R** Rotación L (izquierda) R (derecha)  
Rotation L (left) R (Right)  
Rotazione L (SX) R (DX)  
Rotation L (gauche) R (droit)



| GUÍA<br>PIEZAS DE COLA |                         | STERN DRIVE COMPONENTS<br>APPLICATIONS |                |                | GUIDA<br>RICAMBI PIEDE |                | GUIDE<br>DES PIÈCES D'EMBASE |                |                |
|------------------------|-------------------------|--|----------------|----------------|------------------------|----------------|------------------------------|----------------|----------------|
|                        |                         | 1                                      | 2              | 3              | 4                      | 5              | 6<br>L                       | 6<br>S         | 7              |
|                        | DT2                     | 1986-00                                | REC57311-98400 |                |                        |                |                              |                |                |
|                        | DT2.2 K1-K5             | 2001-05                                | REC57311-98400 |                |                        |                |                              |                |                |
|                        | DT9.9K<br>DT15K-G-Y     | 1986-00                                | REC57311-93901 | REC57510-93902 | REC57521-93902         | REC57610-93901 | REC57100-93902               | REC57110-93912 | REC56120-93900 |
|                        | DT9.9<br>DT15K1-K4      | 2001-04                                | REC57311-93910 | REC57510-93910 | REC57521-93910         | REC57610-93901 | REC57100-93902               | REC57110-93912 | REC56120-93900 |
|                        | DF9.9<br>DF15T-K3       | 1996-03                                | REC57311-93910 | REC57510-93910 | REC57521-93910         | REC57610-93901 | REC57100-93902               | REC57110-93912 | REC56120-93900 |
|                        | DF9.9<br>DF15R          | 2004-11                                | REC57311-93910 | REC57510-93910 | REC57521-93910         | REC57610-93901 | REC57100-93902               | REC57110-93912 | REC56120-93900 |
|                        | DT15C                   | 1989-97                                | REC57311-93901 | REC57510-93902 | REC57521-93902         | REC57610-93901 |                              |                | REC56120-93900 |
|                        | DF15                    | 2012                                   |                |                |                        | REC57610-93901 | REC57100-93902               | REC57110-93912 |                |
|                        | DT20<br>DT25<br>DT30G-Y | 1986-00                                | REC57311-96311 | REC57510-89J00 | REC57521-96312         |                |                              |                |                |
|                        | DT25C<br>DT30C-K-Y      | 1989-00                                | REC57311-96311 | REC57510-89J00 | REC57521-96312         |                |                              |                |                |
|                        | DT25<br>DT30K1-K2       | 2001-02                                | REC57311-96320 | REC57510-89J00 | REC57521-89J00         |                |                              |                |                |
|                        | DF25<br>DF30Y-K6        | 2000-06                                | REC57311-96320 | REC57510-89J00 | REC57521-89J00         |                |                              |                |                |
|                        | DT40C-W<br>G-X          | 1986-99                                | REC57311-94402 | REC57510-94402 | REC57521-94400         |                | REC57110-94441               | REC57110-94411 |                |
|                        | DT40W K1-K4             | 2001-04                                | REC57311-94402 | REC57510-94402 | REC57521-94400         |                | REC57110-94441               | REC57110-94411 |                |
|                        | DF40<br>DF50X-K10       | 1999-10                                |                |                | REC57621-94403         |                |                              |                |                |

| KIT CIERRE DE HÉLICE |  | PROPELLER NUT KIT |  | KIT CHIUSURA ELICA |   | KIT ECROU D'HELICE |  |
|----------------------|--|-------------------|--|--------------------|---|--------------------|--|
| REF                  | OEM  |                   |  | REF                | OEM   |                    |  |
| REC57630-96300       | 57630-96300  |                   |  | REC57630-94300     | 57630-94300<br>57630-94301  |                    |  |
|                      | DF20R, DF25, DF25R V2 (2006-11)<br>DF25, DF30Y-K6 (2000-06)<br>DT20, DT25, DT30G-Y (1986-00)<br>DT25, DT30K1-K2 (2001-02)<br>DT25C, DT30C-K-Y (1989-00)          |                   |  |                    | DF40, DF50X-K10 (1999-10)<br>DF40A, DF50A, DF60A (2010+)<br>DT40C-W G-X (1986-99)<br>DT40W K1-K4 (2001-04)<br>DT55, DT65J-X (1988-99)                           |                    |  |
| REF                  | OEM  |                   |  | REF                | OEM   |                    |  |
| REC57630-94500       | 57630-94500  |                   |  | REC57630-92E00     | 57630-92E00   |                    |  |
|                      | DF40A, DF50A, DF60A (2014)<br>DF60, DF70W-K9 (1998-09)<br>DT75, DT85J-Y (1988-00)<br>DT90, DT100L-Y (1990-00)<br>DT115, DT140G-Y (1986-00)<br>DF60, DF70 V-STYLE |                   |  |                    | DF150, DF175Z-T(G) (2006-14)<br>DF200, DF225, DF250 (2004+)<br>DF200A (20015+)<br>DF300A-T-Z (2007-12)<br>DF150, DT200, DT225W-K3 (1998-03)<br>V6 H-Y (1987-00) |                    |  |

## PASADOR DE HÉLICE

## PROPELLER PIN

## PIN ELICA

## CLAVETTE D'HELICE

| REF           | OEM         |
|---------------|-------------|
| REC9202-04002 | 09202-04002 |

 DF2,5 (2006-13)  
 DF4, DF5, DF6 (2002-11)  
 DT2, DT2,2 G-Y (1986-00)  
 DT4/J4 (1988-00)  
 DT5Y (1988-02)



new


## PASADOR DE LA TUERCA DE HÉLICE

## COTTER PIN

## COPPIGLIA

## GOUPILLE D'ECROU D'HELICE


| REF            | OEM         |
|----------------|-------------|
| REC91490-40030 | 09204-03003 |

 2,5 --> 350 HP



new

| REF           | OEM         |
|---------------|-------------|
| REC9204-02004 | 09204-02004 |

 8 --> 20HP



new

| REF             | OEM         |
|-----------------|-------------|
| PAGB/T91-1.6X12 | 09204-02001 |

 DF2,5  
 DT2, DT2.2HP  
 HÉLICE DE PLÁSTICO  
 PLASTIC PROPELLER  
 ELICA IN PLASTICA  
 HELICE DE PLASTIQUE



new


## TUERCA DE HÉLICE

## PROPELLER NUT

## DADO DI ELICA

## ÉCROU D'HÉLICE

| REF           | OEM         |
|---------------|-------------|
| REC9141-12005 | 09141-12005 |

 DF8A, DF9,9A (AR) (2010+)  
 DF9,9, DF15T-K3 (1996-03)  
 DF9,9, DF15(R) (2004-11)  
 DF9,9B, DF15A, DF20A (2013+)  
 DT15C (1989-97)  
 DT9,9, DT15K1-K4 (2001-04)  
 DT9,9K, DT15K G-Y (1986-00)



new

| REF            | OEM         |
|----------------|-------------|
| REC90171-18M04 | 09141-18005 |

 40 --> 300 HP  
 DT & DF



new

## SEPARADOR DE HÉLICE

## PROPELLER WASHER

## DISTANZIALE ELICA

## ENTRETOISE D'HELICE

| REF            | OEM         |
|----------------|-------------|
| REC57632-94J00 | 57632-94J00 |


DF8A, DF9,9A (AR) (2010+)  
 DF9,9, DF15(R) (2004-11)  
 DF9,9B, DF15A, DF20A (2013+)

TRASERO | BACK | POSTERIORE | ARRIERE



new

| REF            | OEM         |
|----------------|-------------|
| REC57633-93901 | 57633-93901 |
|                | 57633-93900 |

 DF8A, DF9,9A (AR) (2010+)  
 DF9,9, DF15(R) (2004-11)  
 DF9,9B, DF15A, DF20A (2013+)

DELANTERO | FRONT | ANTERIORE | AVANT



new